



Pilot Program for Climate Resilience



PPCR Results Monitoring and Reporting Experience and Lessons

Loreta Rufo

Climate Change Specialist, Climate Investment Funds

Adaptation Fund Climate Finance Readiness Seminar for NIEs #4

July 26-28, 2017



Presentation Outline



- PPCR Overview
- M and R Key Principles
- Core Indicators
- M and R Process
- Results of the Stocktaking Review
- Successes and Challenges
- Next Steps





PPCR Overview



- Improve climate resilience of countries by using a two-phase, programmatic approach:

Phase 1: assist national governments in integrating climate resilience into development planning

Phase 2: provide additional funding to put the plan into action and pilot innovative public and private sector adaptation solutions



- Stakeholder engagement
- Learn-by-doing; share lessons learned
- Regional PPCRs – strengthen regional cooperation



PPCR Overview



- \$1.2 billion funding
- 28 countries; 2 regional programs
- More than 70 adaptation projects of different sectoral and thematic focus

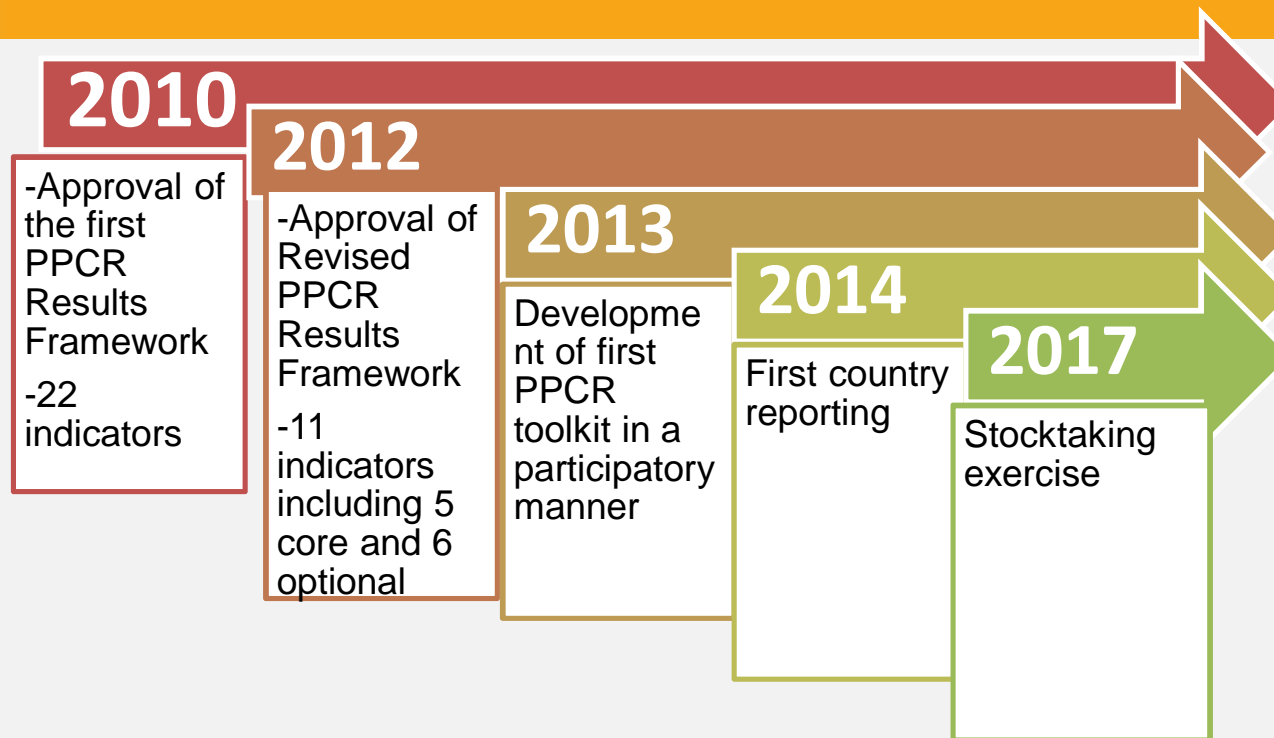


Why Monitoring and Evaluation ?





PPCR M and R Milestones





Key Principles of the PPCR Programmatic M&R



Country Ownership

- country-driven and participatory
- managed by the pilot countries
- role of country focal point is key

Use of Participatory Approach

- empowering local stakeholders and ensuring their active contribution
- allows exchange of knowledge
- ensures accountability and transparency.

Use of Mixed-Methods

- combines quantitative and qualitative methods

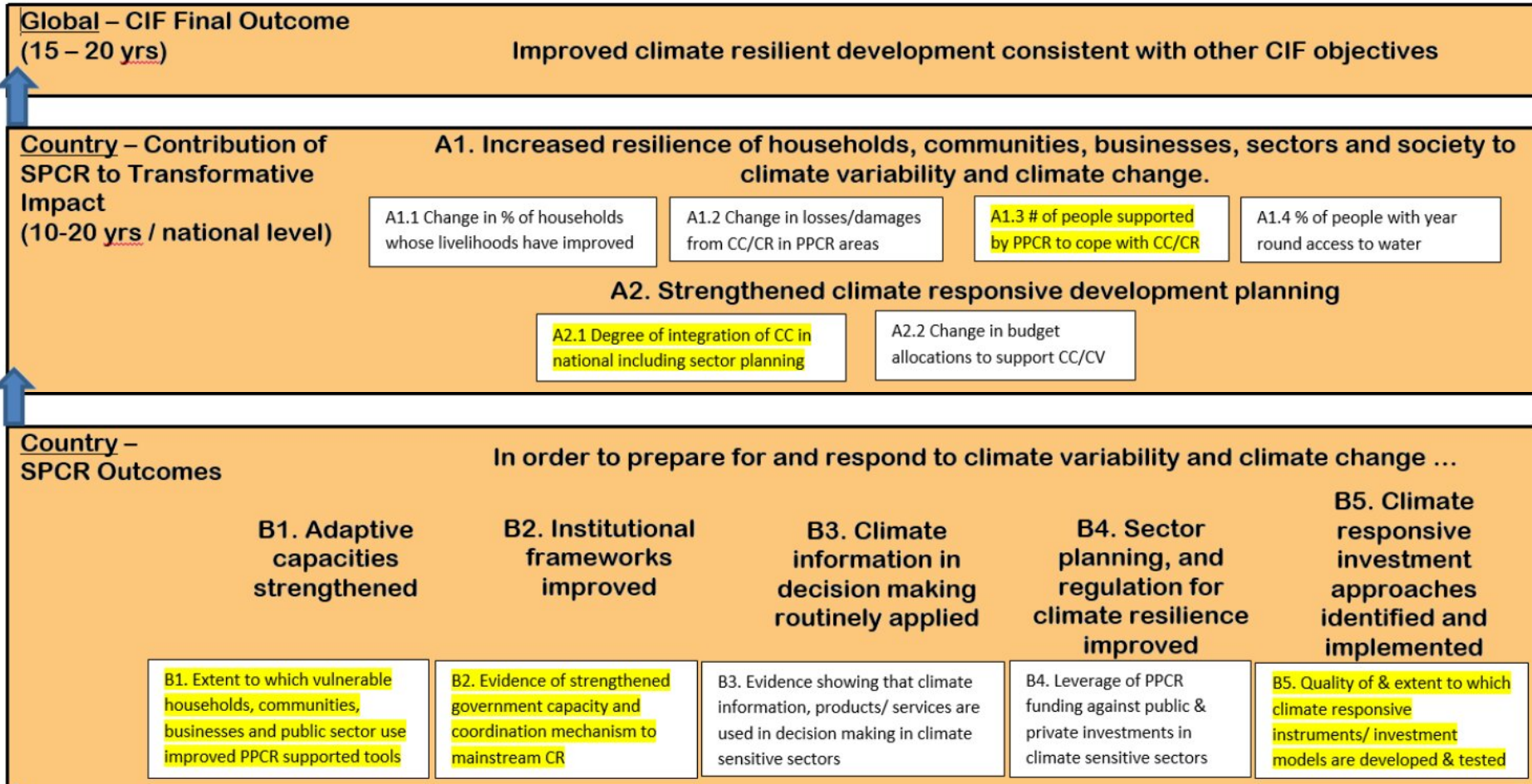
Learning-by-Doing

- flexibility, pragmatism, efficiency, and adaptive management





PPCR Logic Model with Indicators





PPCR Core Indicators



Category 1: National level

Core Indicator 1. Degree of integration of climate change in national and sectoral planning

Core Indicator 2: Evidence of strengthened government capacity and coordination mechanism to mainstream climate resilience

Qualitative

Category 2: Project level

Core Indicator 3: Quality and extent to which climate responsive instruments/investment models are developed and tested

Core Indicator 4 : Extent to which vulnerable households, communities, businesses, and public sector services use improved PPCR supported tools, instruments, strategies, and activities to respond to climate variability or climate change

Core indicator 5: Number of people supported by the PPCR to cope with the effects of climate change .

Quantitative



PPCR Monitoring & Reporting Toolkit



PPCR Scorecard 1

PPCR Core Indicator 1: Degree of integration of climate change into national planning
Data Collection Method: Data scored at the country level

Reporting Period: Sample PPCR Investment Plan

Complete below the sections identified as a priority in the PPCR Investment Plan. Insert other entity names or countries below (country level)

Section	Is there an approved climate change plan for the nation/sector?	Have climate resilience strategies been embedded in the central government's/sector's principal planning documents?	Has responsibility been assigned to institutions or persons to integrate climate resilience planning?	Have specific measures to address climate resilience been identified and prioritized (e.g. investments and projects)?	Do all planning processes routinely screen for climate risks?
National Planning	Yes (Yn-1) / No (Nn-1)	Yes (Yn-1) / No (Nn-1)	Yes (Yn-1) / No (Nn-1)	Yes (Yn-1) / No (Nn-1)	Yes (Yn-1) / No (Nn-1)
Priority Sector 1	Yes (Yn-1) / No (Nn-1)	Yes (Yn-1) / No (Nn-1)	Yes (Yn-1) / No (Nn-1)	Yes (Yn-1) / No (Nn-1)	Yes (Yn-1) / No (Nn-1)
Priority Sector 2	Yes (Yn-1) / No (Nn-1)	Yes (Yn-1) / No (Nn-1)	Yes (Yn-1) / No (Nn-1)	Yes (Yn-1) / No (Nn-1)	Yes (Yn-1) / No (Nn-1)
Priority Sector 3	Yes (Yn-1) / No (Nn-1)	Yes (Yn-1) / No (Nn-1)	Yes (Yn-1) / No (Nn-1)	Yes (Yn-1) / No (Nn-1)	Yes (Yn-1) / No (Nn-1)
Priority Sector 4	Yes (Yn-1) / No (Nn-1)	Yes (Yn-1) / No (Nn-1)	Yes (Yn-1) / No (Nn-1)	Yes (Yn-1) / No (Nn-1)	Yes (Yn-1) / No (Nn-1)

Instructions:
1. Please establish scoring criteria for each of the aspects of this scorecard and submit them with your reports. This should be done once, preferably at baseline stage and used during subsequent reporting years.
2. If you have previously established your scoring criteria, use them and submit them with your reports.
3. Score each cell with a score between 0 and 10 (refer to your scoring criteria defined for this scorecard).
4. Provide explanation of change in scores between Yn-1 and Yn in appropriate cells and avoid abbreviations.

Lessons learned: What have been the key outcomes when integrating climate change in national, including sector planning, during last calendar year?
What have been the key challenges and what opportunities for improvement do you see?
What have been the key challenges and what opportunities for improvement do you see?
What have been the key challenges and what opportunities for improvement do you see?

5 Core indicators
3 Scorecards (Qualitative)
2 Tables (Quantitative)



PPCR M&R Process



7 STEPS AT THE NATIONAL LEVEL

1 Compose the in-country stakeholder groups

2 Convene a stakeholder scoring workshop

3 Establish scoring criteria for indicators 1 and 2

4 Establish scores for indicator 1 and 2

5 Aggregate project-level data for indicators 3,4 and 5

6 Quality assurance

7 Submit report to the CIF Administrative Unit





Stocktaking Review of PPCR M&R



Objective: *To assess the relevance, effectiveness, and sustainability of the PPCR monitoring and reporting system after three years of implementation*

- Documentation review
- Survey questionnaire and in-depth interview with key stakeholders
- Multi-stakeholder validation workshop





Findings from the 2017 Stocktaking Review




Successes

- The PPCR M&R system has been successful in keeping the programmatic nature of the PPCR alive.
- The participatory, country-led annual scoring workshop has provided a practical and viable platform for multi-sectoral collaboration and synergies among and beyond government actors.
- All countries reported using the system for capacity-building and learning purposes.
- Served as a mechanism for accountability
- Enabled significant uptake and utilization

Nepal

Samoa

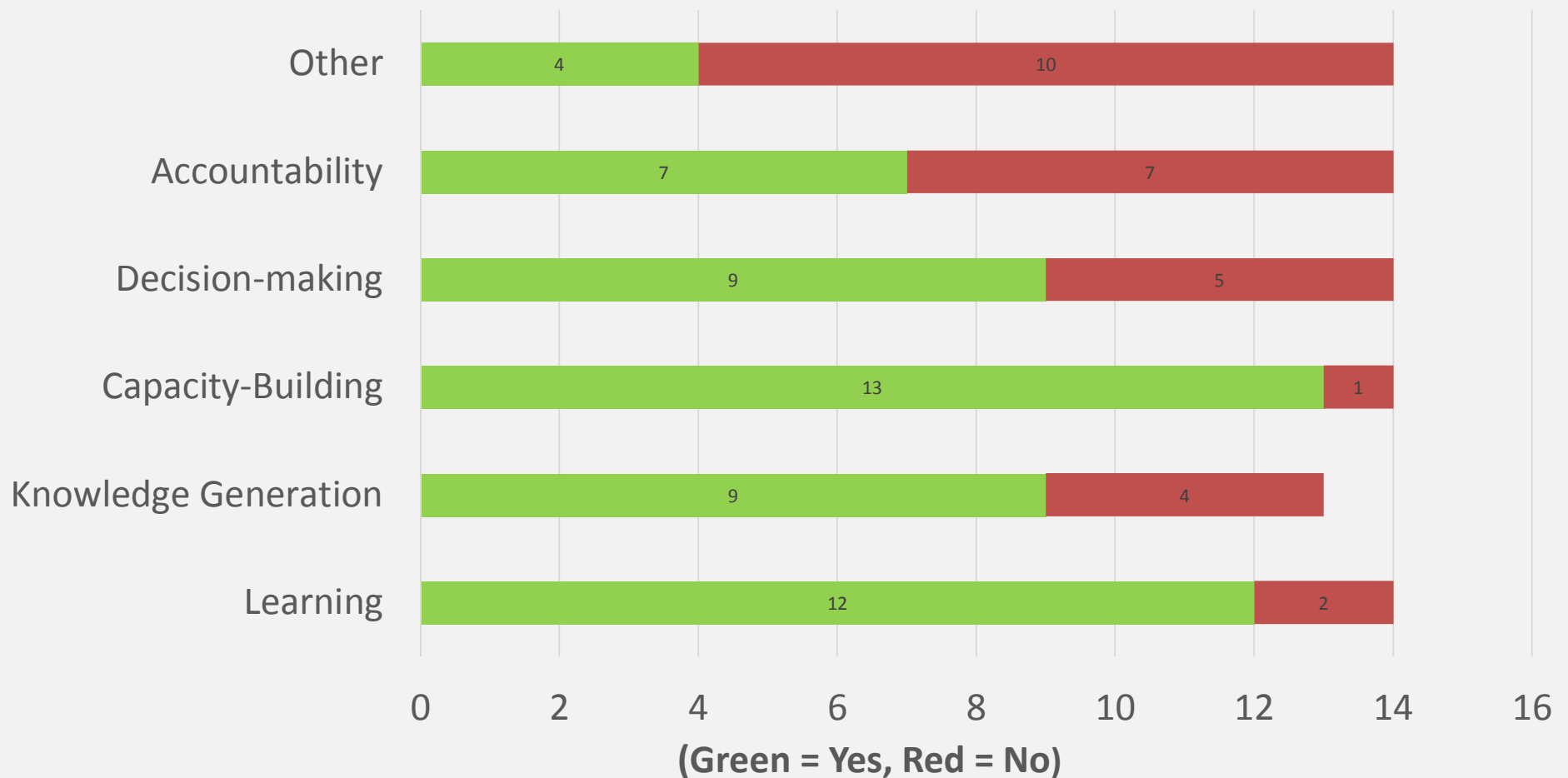




Findings from the 2017 Stocktaking Review



Utilization of the PPCR M&R System (2.4)





Findings from the 2017 Stocktaking Review



Challenges

- Related mostly to capacity-building and implementation of the system rather than substantive criticism of its design and methodology
- PPCR countries raised a small number of technical issues and requested further guidance on certain unclear terminology and measurement criteria specific to each indicator in the toolkit.
- Overall gap in interim results in the PPCR





Next Steps



- Complementary reporting to generate project- or output-level indicators
- Update the toolkit; provide examples
- Develop and implement the PPCR M&R Capacity-Building and Training Initiative; CIF/MDBs to optimize their role as brokers of knowledge-sharing activities
- CIF/MDBs to accelerate efforts to invest in participatory, regional-level monitoring and reporting systems for PPCR
- Provide technical assistance to countries on systemic challenges





“Everything that can be counted
does not necessarily count;
everything that counts cannot
necessarily be counted”

-Albert Einstein



CLIMATE
INVESTMENT
FUNDS

Thank You!

www.climateinvestmentfunds.org



@CIF_Action



<https://www.flickr.com/photos/cifaction/>



<https://www.youtube.com/user/CIFaction>



Email: kkouadio1@worldbank.org

Lrufo@worldbank.org

