



ADAPTATION FUND

AFB/PPRC.33/Inf.7
26 March 2024

Adaptation Fund Board
Project and Programme Review Committee
Thirty-third Meeting
Bonn, Germany, 16-17 April 2024

PROPOSAL FOR INDONESIA 4



ADAPTATION FUND

ADAPTATION FUND BOARD SECRETARIAT TECHNICAL REVIEW OF PROJECT/PROGRAMME PROPOSAL

PROJECT/PROGRAMME CATEGORY: Regular-sized Project Concept

Country/Region: Indonesia

Project Title: Improving the adaptability and resilience of climate changes and the elaboration of local wisdom in strengthening livelihood and developing community forestry.

Thematic Focal Area: Climate adaptation livelihoods and ecosystem resilience.

Implementing Entity: KEMITRAAN – The Partnership for Governance Reform

Executing Entities: Universitas Kristen Wira Wacana Sumba, Pelita Sumba, Perkumpulan Stimulant Institute Sumba, Yayasan Sumba Sejahtera

AF Project ID: AF00000375

IE Project ID:

Requested Financing from Adaptation Fund (US Dollars): USD 909,128

Reviewer and contact person: Marcus Johannesson

Co-reviewer(s): Imen Meliane

IE Contact Person:

Technical Summary

The project “Improving the adaptability and resilience of climate changes and the elaboration of local wisdom in strengthening livelihood and developing community forestry” aims to enhancing the resilience of vulnerable groups and the surrounding natural environment to climate change and its variability through strategies to strengthen livelihoods and promote community-based management of vulnerable environments.

This will be done through the two components below:

Component 1: Strengthen and sustain the livelihoods and sources of income of vulnerable groups through climate change adaptation USD 432,302.

Component 2: Increase the resilience of vulnerable environments and ensure the occurrence of a more balanced ecosystem, thereby providing sustainable benefits for community livelihoods USD 333,375.

Requested financing overview:

Project/Programme Execution Cost: USD 72,242

Total Project/Programme Cost: USD 765,677

Implementing Fee: USD 71,209

	<p>Financing Requested: USD 909,128</p> <p>The proposal includes a request for a project formulation grant and/or project formulation assistance grant of USD 50,000.</p> <p>The initial technical review raises several issues, such as the need for better defining concrete adaptation activities, project benefits, cost effectiveness as well as ensuring compliance with the Environmental and Social Policy and the Gender Policy of the Fund, as is discussed in the number of Clarification Requests (CRs) and Corrective Action Requests (CARs) raised in the review.</p>
Date:	4 December, 2023

Review Criteria	Questions	Comments
Country Eligibility	1. Is the country party to the Kyoto Protocol, or the Paris Agreement?	Yes.
	2. Is the country a developing country particularly vulnerable to the adverse effects of climate change?	<p>Not clear.</p> <p>While Indonesia is a vulnerable country, the proposal does not make a good case for outlining the impacts of climate change in Indonesia or provide specific details on the challenges and vulnerabilities in the project area. There's only a brief mention of issues in the four focus districts are mentioned including increased precipitation and longer rain periods, and drought.</p> <p>CAR1: Please elaborate on the key vulnerabilities that Indonesia is facing in terms of adverse effect of climate change.</p>
Project Eligibility	1. Has the designated government authority for the Adaptation Fund endorsed the project/programme?	<p>Yes.</p> <p>As per the Endorsement letter dated 24 October 2023.</p>

	<p>2. Does the length of the proposal amount to no more than Fifty pages for the project/programme concept, including its annexes?</p>	<p>No.</p> <p>The number of pages (60) exceeds the allowed number of pages (50). Please note that the proposal includes sections that are only required at a full proposal stage.</p> <p>CAR2: Please revise the Concept Note to fit the allowed number of pages which is 50 including annexes. Please utilise the template for concept note https://www.adaptation-fund.org/wp-content/uploads/2022/06/Single-Country-Concept-Note-template-Oct-26-2022.docx</p>
	<p>3. Does the project / programme support concrete adaptation actions to assist the country in addressing adaptive capacity to the adverse effects of climate change and build in climate resilience?</p>	<p>Not clear.</p> <p>PART I (Project background and context) is unclear and the various sections are not coherent or well-articulated to make it understandable for the purposes of providing an overarching background and enable understanding the planned project.</p> <p>CR1: Please revise Part I of the concept note to enhance its coherence and better articulate its various components.</p> <p>The proposal is for a programme with 2 projects (project 1 and project 2). The objectives for project 1 and 2 are described in different ways and with different wording in various parts throughout the concept note.</p> <p>CR2: Please ensure that objectives for projects 1 and 2 are described in the same way throughout the</p>

		<p>concept note.</p> <p>The result framework template under Section “E” on p. 36 does not include activities. Instead, indicators are presented in separate tables for outputs and activities.</p> <p>CR3: Please integrate activities, outputs, and outcomes in one coherent results framework on p. 36 to give a complete overview of the logic and coherence between the various parts of the projects.</p> <p>It is unclear whether the proposed activities are relevant to address the specific climate challenges and contribute to the intended outcomes.</p> <p>CR4: Please expand the description of what is lacking under “Asset condition and problems in livelihood strategy of adaptation” p. 5 and describe and justify the choice of activities.</p> <p>Overall, the activities are not detailed enough in terms of describing what specific measures will be undertaken and who are the targeted stakeholders.</p> <p>For instance, Output 1.1.1 “<i>Strengthened awareness and ownership of village and related sectors stakeholders on adaptation to climate change and resilience efforts</i>” will be achieved through the proposed Activity 1 “<i>Training and workshop of stakeholders on adaptation to climate changes and resilience efforts</i>”.</p> <p>Activity 1 does not describe what? Which are the various stakeholders? Will the training and workshops have different character for the various stakeholder</p>
--	--	--

		<p>groups? Will there be an interaction among stakeholder groups during training and workshops? If 1.1.1 seems to entail both a training and a workshop (or is it several?) Will the training (s) and the workshop (s) build upon each other?</p> <p>CR5: Please revise all activities and make sure that they are relevant in addressing the climate challenges being experienced.</p> <p>Local knowledge and wisdom in the title imply that this will make out a significant part of the projects. It is yet unclear how the project addresses and utilizes local knowledge and wisdom .</p> <p>CR6: Please clarify what the specific local knowledge and wisdom that the project wants to build upon, and provide specificities of knowledge holders and?</p> <p>The description of the assessment and selection process leading up to the targeted districts that are to be included under the projects is lacking.</p> <p>CR7: Clarify on what basis the targeted districts were selected.</p> <p>The format and input under various tables (in particular Table 1 and 2) us often incomplete and lacking informative value. In addition, titles and numbers of figures and tables are missing. Data sources are also missing.</p>
--	--	--

		<p>In Part I, it is unclear who is the ultimate target group (s) in the projects.</p> <p>CR8: Please clarify the project target group (s) and beneficiaries.</p> <p>Numerous terms are used interchangeably to describe actors and target groups, and definitions of these are absent. This makes it difficult to read and understand the concept note. For instance, the used terminology include <i>stakeholder, stakeholder organizations, innovators and motivators, men and women, farmers, farmers groups, vulnerable farmers groups, women groups, communities, community groups, entities, certain entities, organizations, Pro Climate Village, climate resilient village, vulnerable groups, beneficiaries, members, members of households, government institutions, government sectoral institutions, empowerment units,</i></p> <p>CR9: Please revise the concept note and ensure consistency in referring to the specific stakeholders as relevant for the particular activity or context that involves them.</p> <p>CR10: Please revise all tables and ensure their coherence. Please also include Titles and numbering for all tables and figures and include references to date sources.</p> <p>The project description table on p. 7 illustrates that project 1 has 4 components, and that project 2 has 6</p>
--	--	---

		<p>components. This way of describing the projects only appear here.</p> <p>CR11: Please clarify the need for this component divide and presentation of the projects.</p>
	<p>4. Does the project / programme provide economic, social and environmental benefits, particularly to vulnerable communities, including gender considerations, while avoiding or mitigating negative impacts, in compliance with the Environmental and Social Policy and Gender Policy of the Fund?</p>	<p>Not clear.</p> <p>In Section “B” starting on p. 16, the anticipated environmental benefits are generally described with some linkages to specific project activities. There is no description of specific benefits to women. Quantification of benefits is also lacking. An initial gender analysis is needed as a background to describe benefits from a gender lens.</p> <p>CR12: Please provide quantification of the project benefits where possible and clarify specific benefits to women and vulnerable groups as relevant.</p> <p>CAR3: Please include an initial gender assessment</p> <p>CR13: Please consider including in the PFG, activities to develop a detailed analysis and action plan as required in a fully developed proposal and which findings could underpin a gender mainstreaming strategy and actions in the .</p>
	<p>5. Is the project / programme cost effective?</p>	<p>Not clear.</p> <p>In Part II Section C, there are three various illustrations outlining cost effectiveness. These are different in format, lack coherence and all present insufficient information to assess cost-effectiveness.</p>

		<p>CAR4: Please provides a clear and logical explanation of the selected scope and approach. Please demonstrate the cost effectiveness of the proposed measures compared to alternative options that could have been utilized and providing quantitative assessment where possible.</p>
	<p>6. Is the project / programme consistent with national or sub-national sustainable development strategies, national or sub-national development plans, poverty reduction strategies, national communications and adaptation programs of action and other relevant instruments?</p>	<p>Not clear.</p> <p>A set of national development plans, roadmaps and strategies are referred to that seem to be in alignment with the projects including SDGs, NDC.</p> <p>CR14: Please clarify how the projects contribute to implementing the National Adaptation Plan of Indonesia.</p>
	<p>7. Does the project / programme meet the relevant national technical standards, where applicable, in compliance with the Environmental and Social Policy of the Fund?</p>	<p>Not clear.</p> <p>A set of national regulatory technical standards are listed but no information about the projects' compliance with these is provided.</p> <p>CAR5: Please describe how the projects are anticipated to be compliant with relevant national technical standards including building codes,</p>
	<p>8. Is there duplication of project / programme with other funding sources?</p>	<p>Not clear.</p> <p>No reference to other projects/programs with potential linkages, complementarities, synergies, and overlaps is provided.</p> <p>CAR7: Identify all planned and on-going potentially overlapping projects/programmes in the country that</p>

		<p>may be relevant to complement and synergize with, and already undertaken projects that the projects could draw lessons from in the design to avoid problems/mistakes already documented.</p>
	<p>9. Does the project / programme have a learning and knowledge management component to capture and feedback lessons?</p>	<p>Not clear.</p> <p>The proposal includes indications on knowledge management that the projects plans to collect are listed on p. 21 but these are not linked to the activities under the projects. It is also unclear what these proposed components of learning are coming from.</p> <p>CAR8: Please provide more details on how the project would undertake knowledge management and indicate through which planned activities these will be generated. Please describe the method and process of how knowledge and learnings will be collected and fed into the implementation of the project, and specify dissemination of lessons learned throughout the implementation.</p>
	<p>10. Has a consultative process taken place, and has it involved all key stakeholders, and vulnerable groups, including gender considerations in compliance with the Environmental and Social Policy and Gender Policy of the Fund?</p>	<p>Not clear.</p> <p>A gender and environmental focus have been applied through numerous consultations at various levels. At community and vulnerable group levels a representative (s) of these groups has been approached. If the consultations also included individuals in terms of intended end-beneficiaries unclear.</p> <p>It is unclear if the consultative processes have influenced the design of the anticipated project (s) as no activities seems to dedicatedly address issues</p>

		<p>raised throughout the consultations (for women and vulnerable groups). Descriptions of activities are also lacking in that sense.</p> <p>CAR 9: Please clarify if and how the consultations have influenced the design of the project (s) and its activities, if not please see to that is it undertaken.</p>
	<p>11. Is the requested financing justified on the basis of full cost of adaptation reasoning?</p>	<p>Not clear.</p> <p>The proposal somewhat demonstrates for outcome 1.1 the full cost reasoning approach in terms of what the funds are aimed at and what needs to be enhanced in terms of awareness to create a leverage of invested funds. This reasoning is highly lacking for outcome 1.2 and outcome 1.3. Also, under project 2 the justification is minimal.</p> <p>CR15: Please elaborate more clearly how the requested financing is justified on the basis of full cost of adaptation reasoning for all the various component of the project.</p>
	<p>12. Is the project / program aligned with AF's results framework?</p>	<p>Not clear.</p> <p>An attempt to provide an overview of how the projects align with AF's strategic result framework is undertaken under section "F" on p. 43.</p> <p>The table is incoherent and the proposal fails in reproducing AF's strategic outcomes and outputs correctly in the table.</p>

		<p>CR16: Clearly outline how the projects plan to align with AF's strategic result framework.</p> <p>See AF's strategic result framework: https://www.adaptation-fund.org/wp-content/uploads/2019/10/Adaptation-Fund-Strategic-Results-Framework-Amended-in-March-2019-2.pdf</p>
	<p>13. Has the sustainability of the project/programme outcomes been taken into account when designing the project?</p>	<p>Not clear.</p> <p>It is unclear how the resilient and adaptive strategies and practices will be sustained beyond the project life.</p> <p>It is also unclear how the projects will be able to contribute to enhancing the enabling environment or enhance and strengthen a concerted capacity among stakeholders on different levels (community, local, private sector, national), including institutional capacity that could contribute to serve Pro Climate Villages, ecosystems, social forestry etc., also after the project. The project's and its aspect of governance and policy, and institutional capacity to serve adaptive livelihoods and enhanced ecosystems etc.</p> <p>The proposal does not indicate how planned technologies and installments would be maintained after the projects end.</p> <p>CR17: Please demonstrate how the project outputs and outcomes would be sustained after the projects end, in particular maintenance of any infrastructure. Please also indicate if the project would enable a</p>

		replication and scaleup of adaptive strategies, practices, and lessons learned.
	14. Does the project / programme provide an overview of environmental and social impacts / risks identified, in compliance with the Environmental and Social Policy and Gender Policy of the Fund?	<p>Not clear.</p> <p>The proposal concludes that the projects fall under Environment and social risk category C. However, the assessment and analysis of AF's 15 Principles is not elaborate enough or substantiated.</p> <p>No potential impacts and risks are described for the 15 Principles, and no potential mitigation measures are described for each of the principles.</p> <p>An initial gender assessment seems to be absent as the gender issues and dynamics are only described generally and not substantiated.</p> <p>CR18: Please assess each of AF's 15 Environmental and Social Principles while describing and justifying for each principle if "No further assessment required for compliance". Also, describe for each principle all "Potential impacts and risks – further assessment and management required for compliance".</p> <p>Please also refer to CAR3 above on the need for an initial gender assessment.</p>
Resource Availability	1. Is the requested project / programme funding within the cap of the country?	Yes.
	2. Is the Implementing Entity Management Fee at or below 8.5 per cent of the total project/programme budget before the fee?	<p>Not clear.</p> <p>The management fee is under 8.5 % of the total budget.</p>

		<p>Figures under the budgeted milestone table on p. 49 “G” include decimals.</p> <p>CAR10: Adjust all budget figures to rounded numbers with no decimals.</p> <p>There is a small discrepancy in-between the total budget for project 2 (USD 333,375) and the sum of the costs of its various outcomes as illustrated in the table on p. 47.</p> <p>CR19: Please revise the budget tables to ensure there are no discrepancies.</p>
	3. Are the Project/Programme Execution Costs at or below 9.5 per cent of the total project/programme budget (including the fee)?	Yes.
Eligibility of IE	1. Is the project/programme submitted through an eligible Implementing Entity that has been accredited by the Board?	Yes.
Implementation Arrangements	1. Is there adequate arrangement for project / programme management, in compliance with the Gender Policy of the Fund?	n/a at concept stage
	2. Are there measures for financial and project/programme risk management?	n/a at concept stage
	3. Are there measures in place for the management of for environmental and social risks, in line with	n/a at concept stage

	the Environmental and Social Policy and Gender Policy of the Fund?	
	4. Is a budget on the Implementing Entity Management Fee use included?	n/a at concept stage
	5. Is an explanation and a breakdown of the execution costs included?	n/a at concept stage
	6. Is a detailed budget including budget notes included?	n/a at concept stage
	7. Are arrangements for monitoring and evaluation clearly defined, including budgeted M&E plans and sex-disaggregated data, targets and indicators, in compliance with the Gender Policy of the Fund?	n/a at concept stage
	8. Does the M&E Framework include a break-down of how implementing entity IE fees will be utilized in the supervision of the M&E function?	n/a at concept stage
	9. Does the project/programme's results framework align with the AF's results framework? Does it include at least one core outcome indicator from the Fund's results framework?	n/a at concept stage
	10. Is a disbursement schedule with time-bound milestones included?	n/a at concept stage



ADAPTATION FUND

PROJECT/PROGRAMME PROPOSAL TO THE ADAPTATION FUND

PART I- PROJECT/PROGRAMME INFORMATION

Programme Category	: Small Sized
Programme Country/ies	: Indonesia
Title of Programme	: Improving the Adaptability and Resilience of Climate Changes based on the Elaboration of Local Wisdom in Strengthening Livelihood and Developing Community Forestry
Type of Implementing Entity	: National Implementing Entity
Implementing Entity	: KEMITRAAN – The Partnership for Governance Reform
Executing Entity/ies	: 1. Universitas kristen Wira Wacana Sumba 2. Pelita Sumba 3. Perkumpulan Stimulant Institute Sumba 4. Yayasan Sumba Sejahtera
Amount of Financing Requested:	US\$ 909,128

PROJECT BACKGROUND AND CONTEXT

1. General Description

The main livelihood in the community of 4 districts in Sumba mostly consists of farming activities. These activities include mixed farming, which combines small-scale production of food crops, livestock, perennial crops, and trees. Additionally, some community members engage in handcrafting using farm-based products, while a small number are involved in fisheries.

Unfortunately, this livelihood has not yet produced a significant income due to a product orientation focused on survival (subsistence orientation). In this context, the availability of domestic/household necessities, particularly food, is most important. The largest expenditure is for food needs in East Sumba (59.65%), Central Sumba (57.78%), West Sumba (55.92%), and Southwest Sumba (57.4%).

The distribution of expenditure per capita in four districts is as follows: IDR 9,354,000 in East Sumba, IDR 6,061,000 in Central Sumba, IDR 7,303,000 in West Sumba, and IDR 6,355,500 in Southwest Sumba. As a

comparison, Province NTT has IDR 7,554,000 per capita per year, while Indonesia has IDR 11,156,000. Meanwhile, in terms of the food security index, East Sumba has an FSI of 66.68 and is ranked 316th out of 416 districts in Indonesia. Central Sumba has an FSI of 61.62 and is ranked 340th, while West Sumba has an FSI of 63.76 and is ranked 335th. Southwest Sumba has the lowest FSI at 56.49 and is ranked 357th.

2. Climate Changes and Risks in Farming

2.1. Direct Risks of Climate Changes

The results of discussions with stakeholders about the risks of climate change in farming are presented in Table 1.

a. Stakeholders Perspective

Table 1. Risks of Historical Climate Changes and Livelihood based on Stakeholders Perspective

No	Climate Changes	Climate-livelihood Uncertainty	Livelihood Risks
1	Total rainfall increase: 6,59 mm/year (1982-2013)	High yearly fluctuation	Up and down the yield by normal practice of planting pattern
2	Precipitation in the rain season increase by 5,27 mm	A certain period (until weekly) no rain and then increase significantly	Crops dwarf or stunt, and then vulnerable for pest by fungi
3	Rainfall/year in the dry season tends to increase	Uncertainty	The farmers did not take benefit for (uncertainty)
4	Early rain season later 0,0179	Variability by year	Doubt to start planting in early rain
5	Long periods of rainy season increase by 0,0165		The farmers did not take benefit for (uncertainty)
6	Daily rainfall in ≥ 50 mm/day		Crops damaged in the certain plant growth
7	Temperature increases 1-1,69 °C		Certain kinds of crops/varieties did not adaptive
8	Wind speed ≥ 45 km/hour upward		High risks in crops flowering period
9	Extreme Climate		Floods that impact damaged the sources of livelihood

b. Vulnerable Group

Livelihood types of vulnerable groups and its relation to climate changes is presented in the following

Table 2.

Table 2. Livelihood Types of Vulnerable Groups and its Relation with Climate

Livelihood	Indicative Risk of Climate Changes (Primary Information)	Gender Aspect
On-farm Crops Activities	The production rate of main food crops has been stagnant or decreasing, with a decrease in harvest yield per hectare and a significant area of cultivated land for food crops that has not been properly managed. Farmers' Experiences: (1) The soil dries quickly after rainfall, (2) the soil surface becomes cement-like when there is no rain for 2-3 days, (3) vegetables are damaged during periods of high precipitation lasting 2 days or more, (4) more water is needed to irrigate vegetables.	Activities related to growing food crops are carried out by both men and women. Men are responsible for cultivating the soil, while women are involved in planting. Both men and women contribute to maintaining and harvesting the crops. But women suffer more as the stocks decrease or run out.

	<p>Rain-fed rice and corn are always affected every year by several factors: (1) Delayed rainfall creates uncertainty for farmers regarding whether or not to cultivate the land; (2) Early rainfall also raises doubts about its regularity; (3) Rapid drying of the soil and surface, resembling cement, occurs if there is no rain for 2-3 days, causing the leaves or flowers to wither, particularly in the case of corn, which ultimately affects the yield; (4) Many farmers even fail to plant food crops or only plant on a small scale.</p>	
Livestock	<p>The pig has important benefits in Sumba due to cultural needs, being sold in difficult situations, and often being bartered or contributed to others during certain events. In many places, pigs are raised extensively, with only one feeding per day due to the limited ability to purchase feed such as rice bran flour or imported wheat bran. During the drought period, the condition of pigs was stunted due to a lack of natural feed. This had consequences on the price and value of pigs in both custom and social events. Commonly, pests attack during the transition of seasons, such as from dry to rainy or from rainy to dry.</p>	<p>Most activities in pig farming are carried out by women and girls. The decision to sell the pig is influenced by both women and men, but men tend to have more dominance in decision-making, especially when it comes to bartering or contributing in social relations.</p>
	<p>Chicken is an important livestock for households, serving multiple purposes such as providing a source of income through sales and being a meal option for important occasions or when guests from distant places visit.</p>	<p>Most activities in raising are carried out by women or girls, but they are limited in scope.</p>
	<p>Goat are raised by a small number of households, with an average of 1 to 3 goats per household.</p>	<p>Most activities are carried out by men and boys.</p>
	<p>Cow, horse, and buffalo are only owned by a small number of households and are raised extensively. They are kept in grasslands during the day and fed once at night. In the drought season, livestock fodder becomes scarce due to the lack of grass, which often dries up or gets burned in the savannah.</p>	<p>Men and boys take on more roles in this activity, except when they are sick or going away.</p>
Home Industry, Handy Craft, Masons, Off-farm	<p>Weaving is an important heritage activity in certain areas of Sumba, and it generates income for households. The product holds high value in the Sumba culture and also has a market outside of it. But currently, it faces a unique production threat due to the depletion of natural raw materials caused by severe burning and the conversion of land cultivation into wetlands, with little to no significant efforts made to replant. Processing of farm products is carried out by a limited number of households due to a lack of skills in processing, uncertainty in production, and limited market access.</p>	<p>Most activities are carried out by women and girls. Helpful in difficult food conditions</p> <p>Processing, mostly by women</p>
Fishing	<p>Activity as a fisherman on a small scale (traditionally) is only carried out by the people who live in coastal areas, but they prioritize farming activities. As traditional fishermen, their income highly depends on climate conditions such as wind and rain.</p>	<p>This activity is carried out by men.</p>

2.2. Indirect Risks of Climate Changes

- Wildfire regimes are a huge problem in Sumba, particularly in the East (with high numbers of hotspots, spread widely) and Central Sumba. There are also temporary occurrences in the West and Southwest Sumba districts.
- Reducing spring and groundwater levels
- Locust swarm attacks are closely related to periods of low rainfall, such as in 2004-2005 and 2018-2021. They tend to choose drier regions, like East Sumba, although they may temporarily move to the west side before returning soon.
- Banana pests since 2010
- African Swine Fever since 2018. In the focus group discussion (FGD), stakeholders in Southwest Sumba reported an 80% pig mortality rate.

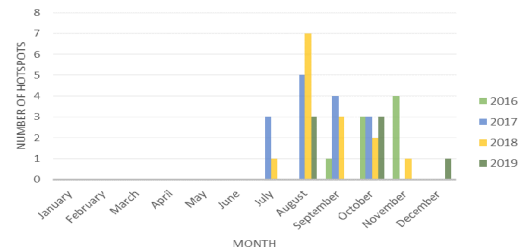


Figure 1. Forest fire and carbon emission in East Sumba, 2016-2019

3. Climate Changes and Traditional Farming (local knowledge and wisdom)

Vulnerable groups mentioned that uncertain rainfall and hot temperatures are common in Sumba. There are types of plants that can survive even in areas with less rainfall or extremely high temperatures. Unfortunately, it was difficult to obtain the seeds of such plants during the growing season. A more complete picture of this subject is presented in Part II on the justification of the program.

4. How the Vulnerable Groups Survive Climate Change

When climate change causes a decline in crop yields, resulting in insufficient food to meet the needs of a year, vulnerable groups employ various survival strategies, including:

- Social relations and interactions in Sumba society, both within regional clusters and with family networks outside the region, are very strong. Therefore, when the harvest fails, there are still other parties who provide assistance and generally do not view it as a debt. For those who seek support outside their community, there are individuals who offer weaving products, chickens, pigs, or other goods. Another way is to pawn certain goods owned by the pawnshop.
- The woman was the first party to make the decision to seek support because she was burdened with the immediate responsibility of feeding the family. As for seeking support from outside, it is carried out by males.
- Among the vulnerable groups living near the forest, there are individuals who search for and gather edible tubers in the forest.
- Although food is not abundant, females still maintain a small supply for seed preparation in the upcoming season. If vulnerability becomes widespread and it becomes impossible to find solutions to social relations, then the availability of resources is depleted, which increases the risk of relying on loans in the form of seeds or money.
- Vulnerable groups, especially women assisted by children, grow vegetables for sale in the market. Stakeholders in Central Sumba have reported that approximately 80% of vegetable farming activities are conducted by women. In places where weaving was developed, women, assisted by girls, carried out these activities.

5. Climate Change Scenario and Major Implication

The climate change scenario reference is only available for the East Sumba Regency. Meanwhile, other districts use SIDIK data to identify vulnerable villages.

Table 3. Climate Scenario and Major Impacts Projected

	Historic 1982-2013	Scenario	Major Impacts Projected	Indonesia
Temperature	Uptrend 1-1,69 (0,02°C/year)	Uptrend 0,59-0,71°C (RCP2,6 and RCP8,5 2011-2040) ¹ but will increase in 2041-2070 and 2071-2100 (increase 3°C at RCP8,5)	Significant implication on agriculture and decreasing of ground water	Temperature increases 1,5 °C, sea level 0,25 °C/decade
Rainfall	Uptrend 6,59 mm/year	Tend to decrease but not significant different the current condition. But extreme rainfall projected in season	Impact on floods and landslides	Drier in dry season, more intensive in wet season
Extreme weather (rain, wind) uncertainty				

6. Assets Condition and Problems in Livelihood Strategy of Adaptation

6.1. Human

Vulnerable groups possess local knowledge and wisdom to endure. But this knowledge and wisdom cannot function properly because:

1. The diversity of knowledge and wisdom among communities, on the other hand, limited parties, helps to elaborate so that the value of benefits is obtained.
2. Although vulnerable groups want to develop adaptive plants based on their knowledge and experience, they face difficulties in accessing the seeds or seedlings of these plants.
3. Vulnerable groups lack sufficient information about climate change and its impact on their livelihoods. In times of uncertainty, vulnerable groups are seeking their own solutions or simply waiting and monitoring the weather changes before making decisions about planting. Weather forecast information is difficult to obtain.
4. The lack of proper management often occurs when quality seeds or seeds received thus far are not accompanied by adequate counseling on adaptation. High-yielding seeds that are accepted require higher growing requirements, including water, temperature, soil/air moisture, and nutrients. Without proper adaptation, the chances of failure are very high.
5. Biodiversity, particularly plants that have adapted to being cultivated by vulnerable groups, will become extinct if no effort is made to conserve genetic resources.

6.2. Natural

From the above presentation, the sustainability of livelihoods related to nature that need attention includes:

1. The decline in water sources, including springs and groundwater, poses a serious threat to the sustainability of the livelihoods and daily lives of vulnerable groups.
2. Ecosystem damage, such as fires, scarcity of local biodiversity, and the land's carrying capacity in terms of nutrients and moisture, has a direct and indirect influence on livelihoods.
3. The decreasing land ownership, as a result of population growth, has implications for the sustainability of livelihoods.
4. Extreme climate change poses a severe threat to livelihoods, in addition to its physical impacts.

6.3. Physical Aspects

Appropriate technology is indispensable for adaptation. The choice of technology has so far been predominantly based on ease of procurement, with the availability of third-party providers who can deliver quickly. Land capacity in terms of nutrient needs must be increased using environmentally friendly technology.

6.4. Financial

The financial aspect is very important in the effort to adapt to vulnerable groups. Climate changes have had consequences for vulnerable groups, including the need for increased seed preparation, filling essential needs in difficult conditions, and engaging in income-generating activities. Many experiences have shown the failure or unsustainability of internal capital formation. How to improve cohesiveness using the social asset mentioned above needs to be considered.

6.5. Social

Socio-culture in Sumba is unique, so limited knowledge of this will not guarantee the success of any intervention. Social relation patterns, social structure and stratification, communalities, gender dynamics, cultural events, and local wisdom have significant influences on interventions. That is the reason for intervening before delving deeper into the analysis of social inclusion and gender.

6.6. Stakeholders' Role in Adaptation

Vulnerable groups will not be able to handle all the risks and impacts of climate change. Thus, the role of stakeholders who have the capacity to effectively identify and address adaptation needs in response to climate change is highly important. The policies and regulations of the national government have covered many aspects of climate change adaptation and mitigation. But in many cases, limitations were found in the district government in Sumba, particularly in integrating the village government into local development. Many sectors in district development have the potential to play a role and effectively integrate climate adaptation into sectoral strategies. Awareness and the ability to analyze trends and scenarios of climate change, as well as the associated risks and budgetary consequences, are important aspects of adaptation programs.

6.7. Problems Solved

Based on the description above, the main problem to be solved is:

1. Vulnerability of livelihoods as the impacts of climate change and its variability
2. The ecosystem in the surrounding area is unbalanced and lacks resilience, which is closely linked to the livelihood of the community, due to the impacts of climate change and variability.

Based on the main problems, the solution that is offered are:

1. Enhancing the capacity of vulnerable farmers to adapt to climate change and its variability as a guarantee of livelihood sustainability (PROJECT 1)
2. Improving the environment and its relationship with community livelihood is crucial for achieving a more balanced ecosystem and enhancing its resilience to climate change and variability. (PROJECT 2)

By the consideration of program approach to consider the context of Sumba, the title of programme is:

Improving the Adaptability and Resilience of Climate Change based on the Elaboration of Local Knowledge and Wisdom in Strengthening Livelihoods and Developing Community Forestry.

6.8. Programme Objectives:

1. To strengthen and sustain the livelihoods and sources of income of vulnerable groups through climate change adaptation.
2. To increase the resilience of vulnerable environments and ensure the occurrence of a more balanced ecosystem, thereby providing sustainable benefits for community livelihoods.

7. Selection of Target Area

1. The villages selected for this intervention in Project 1 are based on Data SIDIK 2018 (level 7). The selected villages are as follows: East Sumba - Kiritana, Pamburu, Ngaru Kanoru; Central Sumba - Wailawa, Dewa Jara, Umbu Kawolu; West Sumba - Bali Loku, Prai Bakul, Hupu Mada; Southwest Sumba - Pada Eweta, Omba Rade, Mata Loko.
2. The villages selected for the Community Forestry development are Village Bondosula (Central Sumba), Umalulu, Pabera Manera, and Mehang Mata (East Sumba). All villages have obtained licenses from the Ministry of Environment and Forestry.

PROJECT 1 : PROGRAM COMPONENTS AND FINANCING

Component s	Expected Output	Expected Outcome	Total per Outcomes (US\$)
Stakeholders Capacity Building			
1. Training and workshops for stakeholders on climate change adaptation and resilience efforts	192 stakeholders trained (96 men, 96 women)	≥ 80% of government sectoral institutions have integrated the livelihood strategy into their organizations.;	46,695
2. Designing a Strategic Plan and Guidance, Implementation, Submission, and Affirmation	12 strategic plan documents and 12 contextual guidance documents were produced.	≥ 10 villages adopt and integrate strategic plans in village development,	
3. Designing a strategic plan and guidance		12 climate resilient villages registered, ≥ 2 private Sectors support the adaptation program	
1. Establishing a functional organization of stakeholders who will be responsible for the Pro Climate Village and designing a tentative action plan.	12 stakeholder organizations were established.		
2. Study on the vulnerability of climate change and risk reduction (according to the stages set by the Ministry of Environment and Forestry) – Teamwork involving related government institutions	12 climate-resilient villages were registered, resulting in 12 study result documents.		
Capacity Building of Vulnerable Groups			
1. Training and workshops for vulnerable groups to design an action plan	1200 members trained on climate change adaptation (600 men, 600 women), 180 members (90 men, 90 women)	≥ 90% of beneficiaries practice climate change adaptation of climate changes (on a scale of 5) ≥ 10 lessons have been learned and disseminated, ≥ 5 different media outlets.	75,250
2. Knowledge sharing among targeted vulnerable group			
3. Assessment of innovators and motivators who are specially trained and expected to be exemplary.	promote and share their adaptive knowledge among others, and the results are disseminated widely.		
4. Workshop to evaluate and review the design of an action plan	Additionally, 60 innovator models (30 men, 30 women) are produced, and 60 groups review their actions plan.		
Livelihood Diversification			
1. Technical Training on food crops development in field school method	1200 beneficiaries (480 men, 720 women) trained and developed of non-food crops	100% beneficiaries secure in the availability of food (≥ threshold), income increase ≥ 30% of baseline; ≥ 8 types of crops planted, increased land productivity	243,446
2. Developing food crops through adaptive methods (such as providing necessary seeds or other inputs)		≥ 30% of baseline; ≥80% beneficiaries farm-land adaptive in climate change (in scale 5), ≥80% increased the adaptive capacity (in scale 5);	
3. Implementation and facilitating			

1. Technical training on diversification in on-farm development in field school method	1200 beneficiaries (480 men, 720 women) trained and developed in non-food crops		
2. Developing various crops using adaptive methods (such as providing appropriate seeds or other necessary inputs)			
3. Implementation and facilitating			
1. Courses for various skill areas such as home industry, food processing, and handicrafts.	A total of 60 members trained in processing and home industries		
2. Developing and implementing (supporting inputs necessary)			
Development of Appropriate Technology			
1. Biogas digester constructing	24 biogas units were constructed and 1200 members trained in low emission composting (600 men and 600 women). Additionally, 1200 members (720 men and 480 women) were trained in water management saving irrigation system	≥90% of practices include fertilizing, and ≥70% of practices include water-saving irrigation. 100% of biogas is maintained and utilized.	66,911
2. Low-emission composting training			
3. Training in water capture and storage techniques and water-saving irrigation systems			
4. Implementation and Facilitation			

**PROJEC
T 2**

Components	Expected Output	Expected Outcome	
A. Community Forestry			
1. Seedling Preparation	400 hectares managed,	400 hectares of community forestry are managed, with at least 80% of the 250,000 trees growing well (scale 5), ≥ 80 % of community forestry is guaranteed to be resilient to climate changes (scale 5), ≥ 20 bio-diversities produced; ≥ 5 lessons learned are generated and disseminated. Each beneficiary gains an annual income of at least IDR 200,000. Moreover, 80% of the trees have the capacity to sink carbon, with a projection of 400 tons of CO2 per 400 hectares per year.	219,946
2. Field technical training on the cultivation of forestry crops	250.000 trees planted, 400 ha fenced, 400 ha protected of wildfire,		
3. Social Forest Development	400 ha planted with various crops that support livelihood,		
3.1 Site arrangement and land division among farmer	250.000 trees maintained		
3.2 Land clearing			
3.3 Stick installation at hole position			
3.4 Planting pit/hole making/digging			
3.5 Fertilizing			
3.6 Making fire break			
3.7 Fencing			
3.8 Planting			
3.9 Early watering			
3.10 Shading installation/mulching			
3.11 Maintaining			
3.12 Seedling Preparation			
B. Spring/Water Catchment Area			
1. Development the area around the spring and its flow	16 hectares managed, 17.920 trees planted, ≥ 5 local adaptive tress, ≥ 10 bio-diversities developed in forestry forest, 4 water catchment areas preserved	16 hectares of water catchment area preserved. ≥80% of 17,920 trees grown well (on a scale of 5), ≥80% of water catchment area guaranteed resilient in climate changes (on a scale of 5), ≥80% of the condition of water catchment area projected to support livelihood in the long term (on a scale of 5)	25,709
1.1. Land clearing			
1.2. Stick installation at hole position			
1.3. Planting pit/hole making/digging			
1.4. Fertilizing			
1.5. Making fire break			
1.6. Planting			
1.7. Early watering			
1.8. Shading installation/mulching			
1.9. Maintaining			

Stakeholders				
1.	Training and workshops for stakeholders on climate change adaptation and resilience efforts	400 beneficiaries (200 men, 200 women) trained, 4 documents of strategy plan produced, 4 contextual guidance produced	More than 80% of government sectoral institutions have integrated the livelihood strategy into their organizations; ≥ 3 villages adopt and integrate strategic plan in village development, 4 climate resilient village registered, ≥ 2 private sectors support the adaptation program	19,389
2.	Designing a Strategic Plan and Guidance, Implementation, Submission, and Affirmation			
3.	Designing strategic plan and guidance			
<hr/>				
1.	1. Formed and strengthened the functional organization of stakeholders	4 stakeholders organization established, 4 climate resilience villages registered, 4 study documents produced		
2.	2. Establishing a functional organization of stakeholders who will be responsible for the Pro Climate Village and designing a tentative action plan.			
3.	3. Study on the vulnerability of climate change and risk reduction (according to the stages set by the Ministry of Environment and Forestry) – Teamwork involving related government institutions			
4.	Pro Climate Submission, Assessment, and Affirmation			
Adaptation				
1.	Training and workshops for vulnerable groups to design an action plan	400 members (200 men, 200 women) trained in adaptation to climate changes; 20 documents of adaptation plan designed; 60 shared the lesson learned among others, 20 innovators model produced	≥ 90% of beneficiaries practice climate change adaptation (on a scale of 5). ≥10 lessons have been learned and disseminated, using ≥5 different media outlets.	15,625
2.	Knowledge Sharing Among Targeted Vulnerable Groups			
3.	Assessment of innovators and motivators who are specially trained and expected to be exemplary.			
4.	Workshop to evaluate and review for designing an action plan			
Food Crops Development				
1.	Technical Training on food crops development in the field school method	400 members (200 men, 200 women) trained in food crops; 400 members developed	100% of beneficiaries have access to an adequate food supply (above the threshold). Their income has increased ≥ 15% compared to the baseline. They have planted at least 8 different types of crops, resulting in a land productivity ≥ 30% compared to the baseline. ≥80% of beneficiaries have adapted their farmland to climate change (on a scale of 5), and ≥80% have seen an increase in productivity adaptive capacity (on a scale of 5);	36,652
2.	Developing food crops through adaptive methods (such as providing necessary seeds or other inputs)			
3.	Implementation and facilitating			

1. Technical training on diversification in on-farm development using the field school method	400 members (240 men, 160 women)		
2. Developing various crops using adaptive methods (such as providing appropriate seeds or other necessary inputs)	trained and developed various non- food crops		
3. Implementation and facilitating			
Appropriate Technology that Supports Livelihood Activities			
1. Biogas Digester	400 members (200 men and 200 women) trained in low-emission composting.	≥70% of practices fertilizing, and ≥70% of practices water-saving irrigation.	16,054
2. Low-emission composting training			
3. Training in water capture and storage techniques and water-saving irrigation systems			
4. Implementation and facilitating	400 members (200 men, 200 women) trained in water-saving irrigation		
Total Programme Cost			756,677
Program Execution Cost			72,242
Programme Cycle Management Fee			71,209
Amount of Financing Requested			909,128

Projected Calendar:

Milestones	Expected Dates
Start of Programme Implementation	1 November 2022
Mid-term Review (if planned)	No (< 3 years) but only internal review
Programme Closing	31 October 2024
Terminal Evaluation	Reported 30 June 2024

PART II: PROJECT / PROGRAMME JUSTIFICATION

A. Programme Components, particularly Focusing on the Concrete Adaptation

The objective of this initiative is to enhance the resilience of both humans and nature to withstand the impacts of climate change and its fluctuations in a sustainable manner, by implementing adaptation and mitigation strategies and measures. Meanwhile, the objective of the intervention programme (as the impact) is to increase the resilience of vulnerable groups and the surrounding nature to climate change and its variability. This will be achieved through strategies aimed at strengthening livelihoods and implementing community-based management of vulnerable environments. To achieve the programme objectives, it requires the development of vulnerable human aspects categorized in Project 1 and the development of the vulnerable natural aspects categorized in Project 2. The objective of Project 1 is to diversify and strengthen the livelihood strategies and sources of income for individuals who are vulnerable to climate change and its variability. Meanwhile, the objective of Project 2 is to enhance the resilience of vulnerable environments, ensuring the existence of a balanced ecosystem and sustainable benefits for people's livelihoods.

To achieve these objectives and ensure that the components of the programme focus on concrete adaptation activities, the following justification is provided.

Project 1

1. The targeted approach to intervention in Project 1 focuses on the vulnerability of human aspects as assets, perpetrators, and impactors due to climate change and its variability. The most vulnerable individuals in Sumba, who are directly impacted, are farmers (both men and women). They face challenges such as food insecurity (including issues related to food availability and nutrition) and vulnerability in terms of their sources of income. Therefore, this project aims to identify and assist vulnerable groups within village units. The selection process will be based on data and references on climate change vulnerability from the Meteorology, Climatology, and Geophysics Agency, food vulnerability from the Agriculture Department, poverty from the Social Service Department, and stunting from the Health Department.
2. The implementation of Project 1 will be based on the conditions and problems experienced by farmers related to climate change and its variability. Interventions will be carried out based on climate change scenarios, ranging from historical to projected, at various levels.
3. Awareness, knowledge, ability, and practical skills of adaptation are crucial aspects of this project. Vulnerable groups, including both men and women, have not been able to comprehend the connection between their lifestyles and activities that contribute to climate change. Similarly, when faced with the effects of climate change, these groups have not been able to find suitable methods, techniques, and strategies for agriculture that can adapt to these changes. Therefore, the project emphasizes the importance of raising awareness, knowledge, abilities, and practical skills through various methods:
 - a. Several training activities on climate change, its risks, and impacts are conducted for vulnerable groups and related stakeholders.
 - b. The technical training approach in farming utilizes the field school method, aiming to provide ample opportunities for vulnerable groups to identify and analyze the risks of climate change to their farming activities. The goal is to help them understand what actions are important to take, how to adapt, and how to implement farm practices that do not contribute to climate change.
 - c. Knowledge management is crucial in this project, as it is expected to serve as an internal lesson for farmers or farmer groups and be disseminated on a larger scale. Therefore, there are knowledge-sharing activities in this project.
 - d. Farmers can learn more easily from others or from farmers who can provide successful examples around them. Therefore, identifying farmers who are more successful in practicing existing farming businesses against climate change is crucial. These farmers can serve as pioneers in developing adaptive innovations and have the ability to share their knowledge and experience with others.
 - e. All mentioned aspects are depicted in outcome 1.1 (output 1.1.2 and its activities), outcome 1.2 (output 1.2.1 and its activities), and outcome 1.3 (outputs 1.3.1 – 1.3.3 and their activities).
4. The vulnerable group realizes that it will not be able to rely solely on its own abilities to adapt and be resilient. Therefore, the role and support of various parties are needed. Some entities have a supportive role in terms of policies, regulations, and programs. Others are responsible for collecting or providing related information.

Additionally, certain entities can support the budget of both the government and the private sector, while others can provide technical support in farming. There is a need for both formal and informal institutions in villages, as well as a need for vulnerable groups to receive continued encouragement and guidance. This project emphasizes the strategic role of stakeholders who represent various roles in the village, as well as different sectors. Therefore, in this project, stakeholder identification is carried out to strengthen and organize stakeholders within functional institutions. Its role is not only internal to the village, but it also connects farmers with various stakeholders and organizations. It is responsible for identifying target villages and helping them become aware and adaptable to climate change. This project will support national targets in creating Pro-Climate Villages, where stakeholders are expected to play a role in facilitating the development of villages that are worthy of being called pro-climate villages and receive recognition and affirmation from the government. In order for stakeholder organizations to function effectively and in line with the project's objectives, it is designed to promote gender equality (responsiveness). Stakeholders are trained in areas related to climate change, strategic planning, and the implementation of guidelines and plans. These points can be illustrated in outcomes 1.1, outputs 1.1.1 – 1.1.3 and activities to achieve these outputs.

5. The technical aspects of adapting farming practices that receive emphasis include selecting crops that can withstand climate variations, ensuring food security, creating planting calendars, implementing multiple cropping patterns, managing planting cycles, understanding symbiotic relationships between plants, establishing relationships and support between farm businesses and other local businesses, such as animal feed production, weaving and handicraft businesses, and home furnishings crafts. These efforts aim to guarantee diverse sources and levels of income. Furthermore, these activities will be carried out effectively if the soil and water have a good carrying capacity. Therefore, there are special activities related to soil and water conservation. These points are illustrated in outcomes 1.3 (outputs 1.3.1 – 1.3.3 and activities to achieve those outputs) and outcomes 1.4 (outputs 1.4.1 and activities to achieve those outputs). The preparation of action plans for outcomes 1.2 (output 1.2.1 and activities) will take these considerations into account.

A strong focus on environmentally friendly farming is achieved through the implementation of low-emission compost processing of methane gas and the construction of biogas facilities. Biogas is not only produced for the purpose of lighting the house, but primarily for the provision of fertilizer from the resulting bio-slurry.

6. It is understood that the targets of the intervention are vulnerable groups that may have limited access to inputs such as seeds, organic fertilizers, tools, and machinery (physical inputs), as well as funding and other resources. In this project, support for farmers is designed in the form of inputs, which are agreed upon during the preparation of work plans. The support provided must be managed responsibly and for the long term. Therefore, in the preparation of the work plan, it is important to ensure that the real needs of farmers are taken into account so that the support provided is not merely substitutive or charitable. This point is included in outcome 1.3 (output 1.3.1, activities 9, 12, and 15).
7. The need to ensure the mainstreaming of gender and equality of men and women in any activities of farmer groups is a priority for this project. Special attention is given to women in various ways:
 - a. In each intervened village, there must be a special farmer group for women.
 - b. Activities aimed at enhancing the value chain or adding value will place greater emphasis on women. Crop diversification activities are directly linked to sources of cash income.
 - c. In the institutional aspect, both at the level of stakeholders and farmer groups, meetings and trainings are organized for farmer groups. Proportional equality is ensured by designing them in the form of percentages.

The concept of equality is reflected in the subject matter of the project activities. Whereas other categories are disaggregated based on age, gender (boys and girls), indigenous status, or not categories, education levels, the disaggregation will be designed to identify vulnerabilities or significant effects on the achievement of project objectives. This will be assessed after collecting baseline data.

Project 2

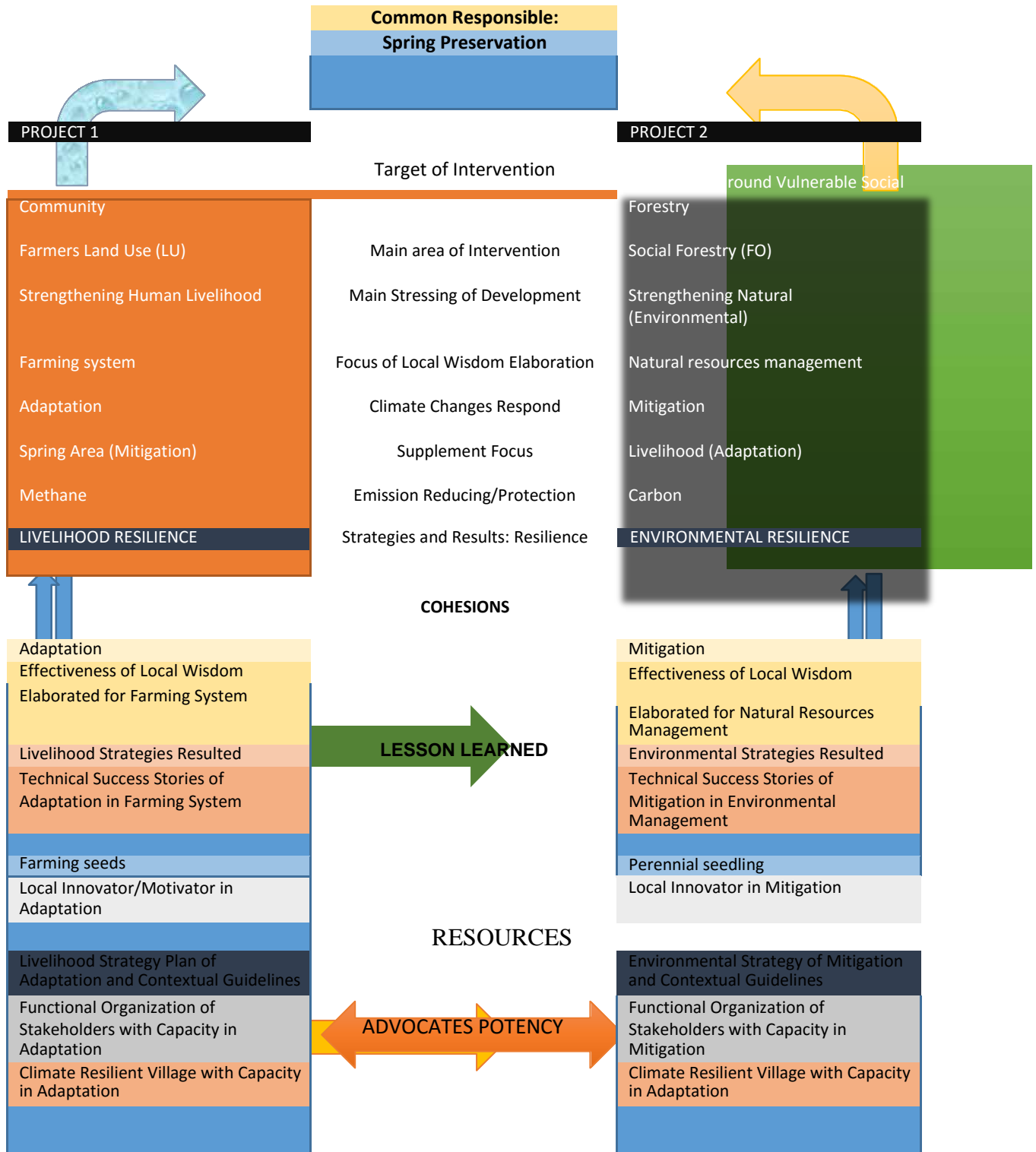
1. The target approach of intervention in Project 2 focuses on ecosystem vulnerability, which is viewed from three perspectives. Firstly, existing ecosystem conditions contribute negatively to the occurrence of climate change, such as the lack of support for reducing carbon emissions and the limited carbon absorption of trees, as well as high evaporation due to open land. Secondly, unbalanced ecosystem conditions are susceptible to climate change directly, leading to events like droughts, floods, spring drainage, and falling water discharges. Indirectly, unbalanced conditions create suitable habitats for adverse colonies, such as locust pests, and increase the risk of fire events. Lastly, unbalanced ecological conditions have already impacted and continue to threaten the sustainability of livelihoods. For example, dry springs threaten the availability of water for households, and farming businesses that rely on irrigation from river flows are no longer able to produce normally due to insufficient water availability. The project develops solutions that address the following issues: (a) the

development of vulnerable land affected by climate change, (b) the maintenance and development of springs and their watersheds to ensure the sustainability of their benefits, and (c) the recognition of the community's role in both positive and negative impacts on ecological vulnerability. Therefore, this project emphasizes the importance of the community as a key stakeholder, ensuring their livelihoods are sustainable and their food needs are adequately met through community-based ecological development.

2. The starting point for selecting a location is based on social forestry initiatives that have obtained permission from the Ministry of Environment and Forestry. When it comes to conserving springs and their streams, priority is given to sites that have received government recognition and have the support of the local community for their preservation. Especially for the conservation of springs and their streams, a landscape approach will be employed to ensure that the areas surrounding social forestry activities do not encroach upon spring areas. This will involve collaboration with community groups residing near the upstream water flow.
3. Activities are carried out in both social forestry (outcome 2.1, outputs 2.1.1 and their activities) as well as in spring areas and their flows in the form of reforestations (outcome 2.2, output 2.2.1 and their activities). Indications of plant choices in social forestry land have been identified, where the community proposes perennial plants that can be harvested by the community. These plants include cashew, pecans/candlenut, and coffee, along with local forest plants that have been proven to adapt well to the local area. The determination of its (referring to something specific) is carried out during the stage of preparing and determining the work plan. Meanwhile, in the vicinity of the spring and its water flow, it will prioritize local plants that have the ability to retain and store water efficiently, while also being less dependent on excessive water consumption.
4. Land and forest fires received special attention in Project 2. Although it is not designed to produce its own output, contrary to experience, fires are always a serious threat every year. A number of reforestation projects have always experienced fires. Sumba Island, especially East Sumba and Central Sumba, is consistently classified as a red zone in the projections of the Meteorology, Climatology, and Geophysics Agency. The number of fire hotspots in these areas remains consistently high every year.
Fire suppression in this project is achieved by creating firebreaks. In experience, fire crossings are created by clearing the area around the development site. However, it turned out that this approach was not sufficient. It required repeated work, and the dry biomass that was burned often got blown away by the wind and fell onto the surrounding land while the fire was still active. Therefore, this project implements 3 layers of fire suppression. The first layer involves cleaning the perimeter of the field. The second layer involves planting trees that have a high potential to ward off flying fires. The third layer involves planting fire-resistant shrubs that have leaves that do not fall much and have a wet cross-section of the stem to store water. Additionally, in the intervened group, volunteers are prepared to monitor fires and can act quickly to control them when they occur.
5. Because it is community-based, the project pays attention to livelihoods and food security. The development and differentiation of food crops are carried out, as stated in outcome 2.5 (outputs 2.5.1 and its activities). The livelihood development area in Project 2 can be implemented in social forestry sites (using the agroforestry model) as well as on privately owned land.
6. For outcomes 2.3 - 2.6, as well as outputs and activities similar to those described in Project 1 point 3-6. The small differences that exist only in Project 2 are the absence of courses and biogas construction.

Cohesion of Project 1 and Project 2

The cohesion between Project 1 and Project 2 is depicted in the chart below.



B. Economic, Social and Environmental Benefits

1. Economic Benefits

- a. Guarantees for the acquisition of economic benefits from adaptation efforts will depend on the extent to which the community feels a sense of belonging to the project's objectives and the activities being carried out. Improving adaptability in this program is based on local wisdom. The community will be challenged to test the experience both as a legacy and as a practice.
- b. The target of development is vulnerable groups that have limitations in various resources. Despite having a lot of experience in adapting, they are not able to be managed properly. This program aims to enable individuals to apply their experiences in order to enhance their livelihoods, increase productivity, and improve living standards, rather than merely surviving.
- c. The empowerment units in this program target vulnerable farmer groups. However, in managing the programme, it is essential to ensure that all members of households have equal opportunities in various empowerment and input support activities.
- d. Strengthening the group's institutional and financial capacity is a concern in this programme. Formation and utilization of capital in groups through savings and loans is expected to further strengthen the capacity of vulnerable groups to adapt.
- e. The measurement of the economic benefits obtained by beneficiaries includes several aspects:
 - Food security is an important aspect.
 - Increased revenue within one year. The increase in income can be categorized into two distinct categories: (a) direct income from sales of goods and services, and (b) the value of income from the production of products (goods and services) that are consumed or utilized by themselves, such as humans and livestock.
 - Revenue Prospects. The immediate result of the revenue increase may not occur during the program implementation. For example, in the development of long-lived plants (especially fruit crops) in community forests.
 - Productivity using the Total Factor Productivity measurement developed by ABARES (2020).
 - Differences in employment opportunities
 - Internal funding capabilities. This principle is measured based on the amount and level of capital development of the group.

Disaggregated aspects will be categorized in each measurement.

2. Social Benefits

- a. Adaptation and resilience efforts in this project focus on incorporating local wisdom. This approach recognizes communities as crucial actors in adapting to climate change and enhancing resilience. The success of this program will provide valuable lessons not only within the scope of Sumba but also more broadly.
- b. In order to avoid creating inequality in benefits within this program, special attention will be given to the aspect of disaggregation. Because baseline data has not been collected yet at the time of drafting this note, disaggregation is still limited to gender aspects. However, according to input from gender experts, there are several other categories of disaggregation that will be considered, namely:
 - Disaggregated based on social stratification in Sumba culture is still very strong.
 - Sub-disaggregate where older women play a more instrumental role in decision-making, while young women are more involved in technical aspects. It also occurs in men.
 - Disaggregation by marital status. Men who are married at a young age are more valued than older, unmarried men. The same thing happens with women.
- c. Some activities aimed at raising awareness, improving knowledge, and enhancing skills through training and courses can have a significant impact on the capacity of beneficiaries. These activities may include field schools and courses, as well as the development of work plans using a participatory approach. These activities also provide an opportunity for vulnerable communities to establish relationships with various stakeholders, including providers of climate change information, institutions addressing the impacts of climate change, and other organizations related to people's livelihoods.
- d. Great attention is given to the role of stakeholders and the establishment of functional organizations. Efforts to transform intervened villages into Climate Resilient Villages are considered institutional programme for both village and sectoral development policies. These aspects provide advocacy power that can influence the government to integrate policies, encourage private sectors to participate in adaptation efforts, and create opportunities for cooperation between farmer groups based on common views and needs.
- e. Strengthening livelihoods and ensuring food security are expected to have an impact on the health status of vulnerable groups.

The measurement of social benefits from the implementation of this program will be carried out qualitatively based on the variables mentioned above.

3. Environmental Benefits

- a. In Project 2, the main focus is to increase environmental resilience in order to ensure a balanced ecosystem and sustainable benefits for the community (mitigation). There are two aspects of development: the primary one being the establishment of Social Forestry and the conservation of water sources.
- b. Successful development in Social Forestry (outcome 2.1 output 2.1.1) is expected to yield environmental benefits, including:
 - The contribution to reducing carbon emissions. Indeed, a significant influence will only occur when the planted tree becomes large.
 - Currently, the Social Forestry project is located in a savannah field that becomes lush during the rainy season and dries up during the dry season. This condition is highly susceptible to fires, both from local sources and from fires that spread from other locations. These fires depleted not only the dry grass but also a limited number of trees, both large and small, present on the site. Thus, this development will reduce carbon emissions resulting from fires and also help control more severe ecosystem damage.
 - The occurrence of biodiversity as a support for a good ecosystem
- c. The success of water source conservation activities (outcome 2.2 output 2.2.1) will have several benefits, including:
 - In the long run, this will contribute to the reduction of carbon emissions.
 - Ensuring the resilience of water sources is crucial for providing water availability benefits to communities. This includes supporting livelihood sustainability for both irrigation benefits in irrigated rice fields and dryland businesses that rely on river flows.
- d. In this program, biogas construction is being carried out. The main reason is to support the provision of fertilizer for farming businesses developed by vulnerable groups, in addition to providing lighting for users.
 - In experience, solid and liquid bio-slurry is very useful as fertilizers. Additionally, liquid bio-slurry can be used as an ingredient for making vegetable pesticides. This practice has been carried out in collaboration with two member institutions of this consortium, along with Hivos)
 - The use of biogas is part of the responsibility to prioritize the utilization of renewable energy. Although the amount developed is limited, it can already contribute to the reduction of methane gas emissions.
 - The occurrence of biodiversity as a support for a healthy ecosystem
- e. Fertilizer processing through composting, as conducted in Project 1 and Project 2) is carried out in an anaerobic manner, which is expected to reduce emissions.
- f. The diversification of crops carried out in these two projects is expected to improve the microclimate on farmland and ensure a beneficial cycle in farming. Plant waste can be used as fodder and processed into fertilizers, in addition to those obtained from manure. Thus, soil and water conservation measures on commercial land are guaranteed.
- g. The people targeted by this program will increase their awareness of environmental maintenance. Moreover, it has been strengthened by the involvement of stakeholder functional organizations and the establishment of Climate Resilient Villages. Measurement of environmental benefits in this program includes projections of reducing carbon and methane gas emissions, the size and number of tree populations at Social Forestry sites and water source conservation sites, projections of water source resilience capacity, and the potential benefits for people's livelihood.

C. COST EFFECTIVENESS ANALYSIS

Cost-effectiveness analysis is only carried out for outcomes/outputs that have high costs. For other components, analysis will be carried out at the time of preparation of the full proposal.

Project 1

Outcome 1.2

<p>If crop yields decrease due to climate change, there is a risk that household income will be spent on foodstuffs, which can then affect other essential needs such as education, health, and furniture. Another risk is the difficulty of obtaining capital to start a farming activity in the next growing season. Food diversification is expected in this program to meet the needs for carbohydrate-rich foods.</p>	<p>The projected impact of the project is to prevent a decrease of 50 kg/year in agricultural production due to climate change, while also potentially increasing production by 150 kg/household through the implementation of adaptation interventions such as diversification and the development of suitable adaptation methods. Thus, through this project, it produces a margin of 200 kg per household per year. The target beneficiaries in this program are 1,200 households, hence the potential margin opportunity of 240 tons/year, which can be converted into rice prices.</p>	<p>IDR 2,400,000,000 (output 1.2.1).</p>
<p>Other food expenditures, in addition to the main source of carbohydrates, include vegetables. The smallest purchasing unit for vegetables is IDR 5,000, which is not sufficient to meet the needs of each household with 5 members. If we assume that a household consumes vegetables every day, then they would spend IDR 1,825,000 per year.</p>	<p>If, through this adaptation program, the vulnerable group is able to produce 50% of their own harvest, they will earn an efficient IDR 912,500 per household per year.</p>	<p>IDR 1,095,000, (output 1.2.2).</p>
<p>If this program is able to assist vulnerable groups in increasing their protein sources by the equivalent of 10 chickens per household, weighing 2 kg each, in a year, beneficiaries will receive IDR 1,000,000 per year or IDR 1,200,000,000 for 1,200 households. (Note: The retail price of an egg is IDR 3,000; pork is IDR 150,000 per kg; beef is IDR 130,000 per kg; chicken is IDR 60,000 per kg; and the smallest sales unit of fish is IDR 10,000.) This is very achievable in the project because plant diversification allows for the utilization of plant residuals as feed ingredients. The retail price of animal feed, such as pollard, for pigs and chickens is IDR 7,000/kg. Similarly, corn outside the harvest season is also priced at IDR 7,000/kg. For pigs aged 5 months or older, 1 kg/day is not enough.</p>	<p>If diversification and utilization of plant waste can result in a 50% reduction in feed expenses, the intervention value can reach IDR1,277,500 (365 days x IDR 3,500). Thus, the projection is IDR 1 million per household per year.</p>	<p>IDR1,200,000,000 (output 1.2.1 and 1.2.2)</p>
<p>Output 1.2.3 is an activity carried out (a) to increase the storability and added value of farm products, as well as to promote the development of household handicraft businesses, sewing, and other household industries.</p> <p>Assumptions for category 1 (sub output 1.2.3.1) include the following: (1) If there is no project, the product will be processed in limited quantities and there will be no value added. (2) If the product is not processed, even though there are already farm products, it will be stored for a long time and eventually damaged. (3) By processing and consuming, the consumption of nutritious foods will increase. (4) Processing is not only for human consumption, but also for animal feed, ensuring a wider diversification. (5) Increasing the added value of the products will encourage vulnerable groups to increase their farming production. (6) The presence of products will allow vulnerable groups to engage with the market. (7) Vulnerable groups who do not follow up on processing</p>	<p>. By engaging in training, targeted:</p> <ol style="list-style-type: none"> 1. If 25% of the beneficiaries participate in the training, there are 60 people engaged in business. If it is able to process 24 kg every week (4 kg/day), it will generate IDR 374,400,000 in a year (60 people x 4 x 52 weeks x IDR 5,000). 2. Other members who do not engage in processing activities will still receive benefits, such as IDR 2,000/kg (assuming they do not incur transportation costs to the market). For every 74,880 kg that is processed, IDR 149,760,000 can be obtained. 	<p>IDR 726,480,000</p>

<p>efforts will have a market for their products. From each group, four people were selected to receive training. Each person will participate in 2 meetings. So, for 60 groups, 240 people will be involved. It is difficult to assign a quantitative value to all the mentioned aspects. Therefore, interviews are conducted with individuals who have experience in processing and selling peanut products. The unprocessed selling price is IDR 15,000-20,000. After processing, it is packaged into 5-6 packs per kilogram (even up to 7 packs during outside harvest season) and sold at IDR 5,000 per pack, with a margin of IDR 5,000 – IDR 15,000 per kilogram. In this analysis, the smallest margin value of IDR 5,000 is used.</p>	<p>3. Projection that if not processed, it will lose/lack the value of the product due to long storage by 10% (shrinkage or pest/disease or forced to be sold at a cheaper price). The lost value amounts to 7,488 kg or IDR 112,320,000 (IDR 15,000/kg).</p> <p>4. If there is certainty of added value, it will encourage vulnerable groups to produce more. For example, an average of an additional 5 kg per household per year multiplied by 1,200 x IDR 5,000 equals IDR 90.000.000</p>
<p>The total benefit of Outcome 1.2 is IDR 6,147,960,000 plus several other benefits that are not quantified yet.</p>	

Outcome 1.3.

The development of biogas is expected to have several benefits, including: (a) direct added value for cooking and lighting, (b) producing solid and liquid bio-slurry, and (c) effectively reducing CH₄ and N₂O gas emissions.

Analysis of Biogas Cost Effectiveness

Items	Unit	Price	Total	24 units	5 year	15 year
Fuelwood Conversion						
Town RP 5.000/bunch (± 10 kg),village about IDR 3.000	7 bunch/week	365 days	365	3.000	1.095.000	26.280.000
Kerosene (only for comparing)	4 liter/week	52 weeks	208	7.000	1.456.000	-
Fertilizer				-	-	-
Estimation of Solid Fertilizer	25% off 80 kg/day	20 kg/day	7300	1.000	7.300.000	175.200.000
Estimation Liquid (biolurry)	60% x 80 liters	48 liters	17520	1.000	17.520.000	420.480.000
				25.915.000	621.960.000	3.109.800.000
				-	-	9.329.400.000

Notes:

1. For digester 10m³ need waste 80-100 kg and water 80-100 litres (BIRU, Hivos Guidance)
2. BAPPENAS set Rp 12.000.000/unit digester (2010), gross benefit Rp 50.757.622

In addition to these benefits, there are significant benefits such as (1) reducing emissions of CH₄ and N₂O gases from manure and CO₂ gas from the use of firewood; (2) the opportunity to increase agricultural yields due to the use of such fertilizers. In the full proposal, it will be projected that the potency to reduce greenhouse gas emissions and conversion to the price/value of carbon (~IDR). The is biogas digester construction feasible.

In addition to these benefits, there are significant advantages, such as: (1) reducing emissions of CH₄ and N₂O gases from manure and CO₂ gas from the use of firewood, and (2) the potential to increase agricultural yields through the use of these fertilizers. In the full proposal, it will be projected that the potential to reduce greenhouse gas emissions and convert them into a price/value of carbon~IDR. The construction of a biogas digester is feasible.

Project 2

<p>The largest expense for Project 2 is allocated to Outcome 2.1, which focuses on Community Forestry Development. This activity is a form of mitigation aimed at increasing ecosystem resilience and reducing CO2 gas emissions. The project offers several benefits, including (a) the absorption of carbon and the prevention of land fires, which reduces emissions of CO2, CH4, and N2O; (b) improvements to the livelihoods of the project's target communities; and (c) the potential for biodiversity conservation.</p> <ol style="list-style-type: none"> Based on the analysis of various sources, it has been determined that each hectare can store 1 ton of CO2 per year for a period of ≥ 20 years. The price per ton, based on Busch et.al (2018), is \$20. This project covers an area of 400 hectares with a projection of being able to absorb/store 400 tons of CO2. For a lifespan of 20-30 years, it will absorb 8,000 tons of CO2. The value of the benefit becomes IDR 2,320,000,000 to IDR 3,480,000,000. If the land is left open, the chances of wildfires will be high every year. So far, no study results have been found in terms of CO2, CH4, and N2O emissions per hectare. Through this project, the community's sense of belonging to protect against wildfires will be more ensured. There are other benefits for the community because they can develop livelihoods in community forestry locations (1 household managed 1 hectare). If the farmers can produce 200 kg cumulatively with average IDR 5.000, all farmers (400) will gain IDR 400.000.000. 	<p>IDR 3.880.000 before the other benefit</p>
--	--

D. Consistently with National and District Sustainable Development Strategy

- In the National Mid-term Plan 2020-2024, the improvement of disaster resilience and climate change is identified as the sixth out of Seven Agenda of National Development. This agenda is split into three main categories: (a) improvement of environmental conditions, (b) improvement of disaster and climate change resilience, and (c) low carbon development. There are four aspects of national mainstreaming: (a) Sustainable Development Goals (SDGs). (b) Gender; (c) Social and cultural assets; (d) Digital transformation. This program is aligned with the incorporation of local knowledge and wisdom in adaptation and community forestry development. It also emphasizes the integration of gender throughout all stages of program management, from planning to terminal evaluation. It is also in line with the updated national determined contribution.
- Programs related to Community Forestry Management (Project 2) align with the policies of the Ministry of Environment and Forestry.
- The program aimed at improving livelihoods (Project 1) aligns with the Strategic Plan of the Ministry of Agriculture, which focuses on enhancing national food security, and the Ministry of Forestry's efforts in climate change adaptation. Villages that were selected for this development are those recommended by the Ministry of Environment and Forestry through a study on Vulnerability and Climate Risk Management of the Agriculture Sector, Water Sources, and Livelihood in NTT Province in 2015.
- The development of biogas is aligned with the national program of the Ministry of Energy and Mineral Resources to construct one million biogas plants, as well as with the Nationally Determined Contributions (NDC) for renewable energy.
- The improvement of Climate Resilient Village is one of the outputs that will result from Project 1 and Project 2. This is in line with the Road Map of the Directorate of Climate Change Protection (Dirjen PPI).
- Strengthening the awareness and capacity of communities of concern in Project 1 and Project 2 is an integral part of implementing NDCs for social resilience and livelihoods (Project 1).
- The program is carried out in accordance with district policies and has been discussed with stakeholders in four districts in Sumba.

E. Compliance with National Technical Standards

This program is prepared and implemented by referring to regulations, standards, building codes, and guidelines related to environmental and social management policies. In the preparation of the Full Proposal, a thorough explanation of environmental assessment standards, building codes, and land use regulations will be conducted.

1. Standards of Environment

- a. Law number 32, which regulates environmental protection and management, provides a general foundation for any environmental development.
- b. Government Regulation number 22/2021 concerning the Implementation of Environmental Protection and Management provides standards, including: (a) Environmental Approval; (b) Water Quality Protection and Management; (c) Air Quality Protection and Management; (d) Marine Quality Protection and Management; (e) Environmental Damage Control; (f) Waste Management; (g) The Environmental Function Restoration Guarantee Fund; (h) Coaching and Supervision; (i) Imposition of administrative sanctions.
- c. Regulation of the Minister of the Ministry of Environment and Forestry Number 7/2021 regarding Forestry Planning, Changes in Forest Area Designation and Changes in the Function of Forest Areas, Uses of Forest Areas. Project 2 on Community Forestry Management is a part of this regulation.
- d. Environmental Management Standards consist of SNI Forest Management and SNI Environmental Management System, each of which has several components of SNI.

2. Biogas Development Standards

- a. SNI 7639.2011 Biogas Reactor Standard
- b. Indonesian Home Biogas Installation Model: Manure Biogas Reactor Construction Guide.

3. Gender Mainstreaming

- a. Regulation of the State Minister of Women's Empowerment and Child Protection number 6 of 2014 concerning the National Action Plan for the Acceleration of Gender Mainstreaming and Children's Rights Implementation"
- b. Guidelines for the Implementation of the National Strategy for the Acceleration of Gender Mainstreaming (PUG)
- c. Regulation of the Minister of Environment and Forestry number P.31 / MENLHK / SETJEN / SET.1 / 5/2017 regarding Guidelines for the Implementation of Gender Mainstreaming in the Field of Environment and Forestry

In relation to the AF Environmental and Social Policy, a checklist is presented in another section of this document.

F. No Programme Duplication

The first step in designing this programme (as presented in the project duplication) is to target vulnerable groups and their areas. The beneficiaries of social forestry have not been funded or supported by other funding sources. All funds that are proposed and, if approved, will be used for adaptation purposes, specifically for inputs on adaptation activities and management, in order to achieve the program objectives without relying on other sources of funding.

Some measures to ensure that only AF sources contribute to the achievement of objectives are: (a) transparent and widespread program promotion to prevent duplication; (b) coordination with other funding sources before deciding on targeted areas and beneficiaries; (c) if other funding sources have budgeted for different reasons or objectives, clarify, specify, and authenticate that the objective is solely achieved by the AF source; (d) common budgets for adaptation activities in this AF programme should be avoided to prevent misuse and for authentication purposes.

G. Learning and Knowledge Management Component to Capture and Disseminate

The goal of knowledge management in this programme is to enhance overall program performance (both processes and achievements) and internal stakeholder knowledge, as well as to widely disseminate lessons learned. So, during the early stages of development, the executors and beneficiaries will be informed and prepared on what, why, and how the lessons learned can be incorporated into this programme.

An analysis of existing knowledge, data, communication products, and media will be carried out to collect baseline data. The results of the assessment serve as a reference for designing the KM strategy, implementing the strategy, monitoring progress, and ultimately evaluating the outcomes, generating lessons learned, and disseminating them.

In this concept note, only the component to capture and disseminate is presented. However, in the fully developed proposal, a complete Knowledge Management Strategies Plan will be designed based on AF-KM standards. What is the component presented below that provides an early description of the important knowledge aspects that are crucial in climate change adaptation?

The MEAL officer will be primarily responsible for organizing these tasks, including analyzing, designing the KM strategy, involving a wide range of stakeholders, implementing, monitoring, and generating and disseminating information.

Indicative Components of Knowledge Management

	Project 1	Project 2
Beneficiaries/Human		
Indigenous people, local knowledge and wisdom in adaptation (Project 1) and mitigation (Project 2)	Types, method and variability of local knowledge that implement in adaptation, how their sense of belonging, the effectiveness, how the integration models can be resulted (local knowledge and more scientific)	Types, method and variability of local knowledge that implement in mitigation, how their sense of belonging, the effectiveness, how the integration models can be resulted (local knowledge and more scientific)
Creativity and innovation in climate changes adaptation and variability	Vulnerable members (men and or women) who indicate more creative and innovative to adapt climate changes and variability (such a water capturing, appropriate water efficient technic, crops rotation, multiple cropping etc.)	Beneficiaries (men and or women) who indicate creative and innovative to adapt climate changes and variability (i.e. water capturing, appropriate water efficient technic, optimizing the use of social forest to support livelihood, etc.)
Well Integrity of activities and production that bring multiplication benefit on livelihood	Vulnerable members (men and or women) who indicate more active, practice and success to integrate production activities (exp. using the vegetables waste to be pig fodder and vice versa produce fertilizer, manage the biomass/waste (in low emission method to be fertilizer	Beneficiaries (men and or women) who indicate more active, practice and success to integrate production activities (exp. productive agroforestry model, various annual products useful for household needs)
Guarantees the sustainability of livelihood (short, medium, long-term)	Vulnerable members (men and or women) who well combine activities those have short, medium and long-term income sources prospect	Beneficiaries (men and or women) who well combine activities those have short, medium and long-term income sources prospect (especially harvest fruits in long-term)
New/Unique value chains in context of adaptation	Vulnerable members (men and or women) who success develop new/unique value chains	Beneficiaries (men and or women) who success develop new/unique value chains
Highest yield by best practices of adaptation	Vulnerable members (men and or women) who gain highest yield of certain product or cumulative products (highest productive) as the best practices of adaptation	Vulnerable members (men and or women) who gain highest yield of certain product or total product (highest productive) as the best practices of adaptation
Stakeholders		

Commitment, integrity, roles and performance	Stakeholders in a certain development area that shown significant commitment, integrity, roles and performance (exp. in Climate Resilience Village)	Stakeholders in a certain development area that shown significant commitment, integrity, roles and performance (exp. in Climate Resilience Village)
Types and forms of Integration in village and district policy	How the adaptation integrated village and district policy	How the adaptation integrated village and district policy
Dynamics of Groups		
Enthusiasm in adaptation activities	Enthusiasm of vulnerable groups in implementing adaptation activities (exp. proactive in training, at field)	Enthusiasm of beneficiary's groups in implementing adaptation activities (exp. proactive in training, at field)
Cohesiveness	Cohesiveness of vulnerable groups in technical and organization activities	Cohesiveness of beneficiary's groups in technical and organization activities
Economic cooperation	Economics cooperation of vulnerable groups (exp. saving and lending, value chains, marketing, contribution to input assets)	Economics cooperation of vulnerable groups (exp. saving and lending, value chains, marketing, contribution to input assets)
Cultivated Land/Area		
Significant changes of land covers by different times (GIS map)	Cultivation area that shown green even in the drought conditions	Social forest and or water catchment area that shown green even in the drought conditions
Diversity and the yield and income impacts	Activities that produce significant changes of yield and income	Diversity of activities that produce significant changes of yield and income
Low emission practice	Methods and practices that reduce emission (exp. fertilizer processing in low methane emission, protection of burning practices)	Methods and practices that reduce emission (exp. fertilizer processing in low methane emission, protection of burning practices)
Bio-diversities	Bio-diversities in farm land use	Bio-diversities in community forestry
Programme Field Workers	Field workers who able to develop unique useful improvisation in the context of programme objective as the result of her/his	Field workers who able to develop unique useful improvisation in the context of programme objective as the result of her/his deepening
	deepening understanding vulnerable characters, natural resources characteristic, etc.)	understanding of the local character, natural resources characteristic, etc.)
Integrated Models of Adaptation and Mitigation	How the beneficiaries in farm land uses practices mitigations	How the beneficiaries who managed community forestry practices adaptation
Sustainability Models	In adaptation	In mitigation

H. Consultative Process

Consultative process in designing a programme proposal was undertaken through two methods: visiting and directly discussing with stakeholders at their place/office, and conducting focus group discussions after drafting the programme proposal. These methods are used for various reasons, such as the need to gather data on-site and budget implications.

Key Stakeholders	Project	Aspects of Consultation
1. Districts Agriculture of Food Crops and Horticulture Department	Project 1 and Project 2	Sectoral agriculture strategic plan, Food security and vulnerability, Existing activities (types, places), How the strategy of climate changes adaptation, Challenges and Problems in Agriculture Development, Grass Hopper Attack and Its Impact, Integration program with forestry i.e., agroforestry, Practices on gender mainstreaming , Available data
2. Districts Environmental Department	Project 1 and Project 2	Sectoral environment strategic plan, How the strategies of board in climate changes adaptation, Risks and impacts of past and or current disasters, Referral regulation and standard in environment management, Climate Resilience Village (requirements and procedures), Practices on gender mainstreaming, Available data
3. Districts Disaster Prevention Board	Project 1 and Project 2	Sectoral policies and strategies on disaster management, Type and adverse impacts of past and current disaster, Early warning system, Disaster Resilience Village, Practices on gender mainstreaming, Available data

4. Districts Livestock Department	Project 1	Sectoral policies and strategies, Condition and problem on community-based livestock development, How the livestock contributed in community livelihood, Practices on gender mainstreaming, Economic Losing as the Impact of African Sawyer Fever (ASF), Available data
5. KPH UPT (Technical Execution Unit) of District Forestry	Project 2	Social forest area and licensed, Social and physical conditions of the village and social forest area, Requirements and procedures of community-based development in social forest (General and Operational Plan), Potential involvement and or rejection of village community, Practices on gender mainstreaming, Available data
6. Represents of Village Leaders that included Vulnerable Village	Project 1	Village strategies in village community development, Livelihood and income sources of village community, current condition and problem in livelihood and farm-activities, How the village community adapt to climate change and variability Potential involvement and/or rejection of village community, Gender practices in the village
7. Development Planning Board	Project 1, Project 2	Elaborating the climate change adaptation into Mid-term development planning, how to guarantee the mainstreaming gender in all sectors/sub sectors (government institutions)
8. Village Community Empowerment Board/Department	Project 1 and Project 2	How the Board encourage village leaders to integrate climate changes adaptation on village development
		How the Board encourage gender equality in villages level
9. Represents of Village Leaders around Licenced Social Forest	Project 2	Social and physical conditions of the village and social forest area, Land ownership of its village community, Village community perspective and development ideas on social forest, Community livelihood and village data, Potential involvement and or rejection of village community, Gender practices in the village
10. Meteorological, Climatological and Geo-physical Agency	Project 1 and Project 2	Climate Data: Historical, Currently and Projection (Broadcasting), How the climate data (include the scenario) distributed in many agencies of development, Conditions and problems of livelihood, Social interaction and gender practices, Income sources and total/year, Potential involvement and or rejection of village community, Gender practices in the village
11. Represents of vulnerable community	Project 1	
12. Represent of community around Licenced Social Forest	Project 2	Perspectives and ideas on social forest, Land ownership, Potential involvement and or rejection in the project, Gender practices in the village
13. Gender Consultant	Project 1 and Project 2	Gender assessment results in Sumba, Assess the proposal draft on mainstreaming gender and social inclusive, potential equality will be achieved, gender responsive budget, their commitment and readiness to be an expert consultant if the programme proposal approved by AF
14. Represent of Local CSO	Project 1	Experiences of local CSO in community development, Covered area and community development, Experiences on gender mainstreaming and assessment on gender equality, Challenges and problem in vulnerable groups development
15. Head of Districts	Project 1 and Project 2	Endorsement for the Projects, Policies and strategies in districts development, District commitment if the programme proposal approved by AF

I. Full Cost of Adaptation

1. Reasoning Project 1

a. Outcome 1.1.

The budget allocated for Outcome 1.1 aims to incentivize and engage stakeholders in actively supporting livelihood strategies that can adapt to climate change. Vulnerable groups will find it difficult to move on their own due to lack of resources and limited mobility capabilities.

- In order for this role to be effective, stakeholders must possess a comprehensive understanding and awareness of climate change, including its risks and impacts on the livelihoods of vulnerable groups. The risks and adverse impacts are not only felt by vulnerable groups but will have widespread effects.
- Therefore, in this project, the budget will be allocated for the improvement of knowledge and awareness among stakeholders. Stakeholders will be able to: (a) explore climate change scenarios (global, national, sub-national, local) and annual change trends; utilization of climatological data for planning adjustments; (b) identify the risks and impacts of climate change on policy and budgets, (c) compare budgetary implications between a mitigated approach or a response to risks and impacts; (d) how aspects of adaptation are integrated in development policy by placing an emphasis on gender mainstreaming and other disaggregations found. Non-governmental stakeholders also consider the same issue, such as the potential risks for financial institutions like banks and cooperatives if people's sources of income are disrupted.
- This project aims to promote integration and role control by establishing functional stakeholder institutions from the village level to the district level. This institution will also play a role in overseeing the establishment of Climate Resilient Villages. Priority attention is given to ensuring equal opportunities for men and women in functional organizations.
- To enhance stakeholder understanding and clarity on the role of climate change in livelihoods, this outcome will result in an adaptive livelihood strategy supported by contextual guidance (drawing on higher-level standards and guidelines).

b. Outcome 1.2

- These outcomes are directly attributed to the implementation of climate change adaptation measures for livelihoods. There are efforts to strengthen knowledge and awareness about climate change, including methods, techniques, and solutions for adaptation.
- There are technical activities involved in adapting through a participatory approach that elaborate on local knowledge and wisdom. The coverage includes both on-farm and off-farm areas.
- The budget spent on this outcome is solely intended to support livelihoods within the context of adaptation.

c. Outcome 1.3.

- Efforts within the scope of this outcome are intended to ensure that the carrying capacity of the land and the surrounding natural resources related to livelihoods can be sustained through adaptation and support for livelihood resilience. The allocation of funds for biogas is intended to meet fertilizer requirements through the utilization of renewable energy technology.
- Thus, the allocation of the budget for all aspects of Project 1 will enhance the livelihood strategy by promoting resilience in terms of people, nature, funding, physical support, and social factors.

2. Project 2

a. Outcome 2.1

- The specific outcome of Project 2 is the development of community forests. The use of funds to achieve this outcome is intended to improve ecosystem resilience to environmental changes. It aims to maximize the benefits of trees and other plants in absorbing and storing CO₂, while also reducing the spread of fires that cause ecosystems damage and their effects on CO₂, CH₄, and N₂O emissions. The development of livelihoods at social forestry sites is a second benefit.
- Outcome 2.2 – 2.5: The budget utilization rationale for outcomes 2.2-2.5 is identical to that of Project 1.

J. Sustainability of Programme Outcomes

1. Project 1

The important components of the sustainability of Project 1 are the impact of this intervention on various aspects: (a) The change in vulnerable capacity, including awareness, knowledge, techniques and methods, motivation, commitment, and satisfaction in adaptation. (b) The new conditions of natural resources capacity, such as soil, water, micro-climate, biodiversity, and resilience in climate change. (c) The ability of the vulnerable group to self-finance sustainable activities in livelihood and their capacity to access funding sources from the government and private sectors. (d) The ownership of physical components that support their activities, such as appropriate technologies, land use, long-term assets, or sources of income like perennial trees/crops. (e) The new conditions of social cohesiveness, gender equality, cooperation internally, and wider.

Through this intervention, the following are expected to guarantee sustainability:

- Ownership, satisfaction, and significant results obtained by vulnerable groups in this adaptation programme are the foundation for the program's sustainability. This program places a strong emphasis on local knowledge and wisdom in adaptation, providing numerous opportunities for the vulnerable to try and prove its effectiveness. Simulations play a crucial role in various aspects of adaptation activities, especially in capacity building. They provide beneficiaries with ample opportunities to practice and explore their knowledge, experience, and skills. This acculturated process ensures sustainability. Besides, this project selects and upgrades local innovators who are able to serve as models and places for learning for others. The capacity of vulnerable groups to utilize climate scenarios in farming adaptation and consistently update climate information will enhance the effectiveness of their adaptation efforts. The achievements of the project, such as significant income, food security, resilience, and well-being, will increase the commitment to sustainability.
- Water and soil conservation can be achieved through organic methods, such as promoting complementary land and water usage and increasing the diversity of plants and crops. This approach can lead to the creation of a better micro-climate. Additionally, it is crucial to address the issue of pollutants in farmland and recognize the importance of biodiversity and micro-organisms. Protecting and preserving natural resources, including the catchment area, is essential for ensuring sustainability.
- Internal capital formation is expected to be the solution for funding important activities for vulnerable populations. Through assistance on how to raise funds and support, as well as interaction with various stakeholders including private and financing sectors, cooperation and networking can be facilitated.

- Through this project, we aim to provide support to vulnerable communities in terms of biogas utilization and the use of appropriate tools for farm product processing and the home industry. Technically, biogas can be useful for more than 15 years. It is expected that the need for and practice of organic fertilizer will ensure the sustainability of land capacity.
- The project started with the early steps of designing a concept note, with a focus on mainstreaming gender and aiming to achieve sustainable equality. There are specific ways in which women are empowered, such as in home industries and processing. There are women's groups that focus on empowering women separately. They are also gender-responsive in planning, organizing project teams, and monitoring and evaluating progress. Deepening the understanding of and implementing adaptation activities that will reduce the burden of gender and bring benefits to fulfill necessary requirements, guaranteeing sustainability. While the dynamics and functional linkages between vulnerable groups and beneficiary organizations will be strengthened through cooperation, internal encouragement, learning, and shared control. The existence of capable and respectful group leaders, along with participatory group regulation and credit union/saving and lending, would be the linkage that guarantees sustainability.

2. Project 2

- a. All sustainable aspects presented in Project 1 are the same in Project 2, except for the mitigation aspects of community forestry development.
- b. The sustainability of environmental resilience in community forestry will be achieved due to:
 - The sense of community belonging to the managed forest. It is achieved due to the significant benefits that community forestry brings to the community. They have assets for their livelihood at the place.
 - The protection against wildfires is crucial in this project. Fire management strategies and methods implemented through this project will ensure ecological sustainability.
 - Biodiversity is crucial for ensuring ecosystem resilience to climate change, as well as its ability to reduce greenhouse gas emissions.

Stakeholders Level

1. This project facilitates the establishment of a functional organization for village stakeholders. Commitment, integrity, ownership, roles, and performance of this organization will guarantee its sustainability.
2. Attendance of stakeholders in the planning of strategies for Climate Resilient Villages is crucial for ensuring sustainable development. Instituting Climate Resilience Villages as an important part of village development would guarantee sustainability. Moreover, if it is finally affirmed by the government (Minister of Forestry and Environment, i.e., General Directorate of Climate Changes).
3. Consultation and coordination are essential forms of advocacy in the process. Participation and inclusion in the development planning meeting/dialogue (MUSRENBANG) at various levels are not only a way to advocate for change, but also an initial step towards establishing the program.
4. Integration of livelihood strategies in adaptation in village and sector policies and programs, along with the availability of practical guidance, are expected to lead to sustainable livelihood adaptation. When necessary, consideration can be given to drafting appropriate adaptation regulations at the village or district level. Encouraging and influencing the political will and commitment of governments at different levels is an important aspect, even though it can be challenging in practice.
5. Through the mapping of stakeholders, the functional relationship between vulnerable groups and stakeholders will be sustainable.

Knowledge Management Impacts

Examples and models of climate change adaptation and variability are not only important aspects of Knowledge Management, but also serve as references for adoption, scaling up, and replication. Thus, the important work of this programme is to produce beneficiaries and groups with examples/models that are locally relevant and realistic, making it easier for vulnerable groups to replicate.

While other funding sources include donors and the government, lessons learned will serve as valuable references for scaling up and replicating.

K. Environmental and Social Impacts and Risks

With reference to the 15 principles of ESP, this Programme (Project 1 and Project 2), no proposed activities that pose risks or adverse impacts on both humans and nature. In Project 1, the physical/construction activity is the construction of a biogas digester. This activity is one of the key aspects of renewable energy, and it is included in the development agenda at various levels. Implemented based on building codes. In Project 2, development of Community Forestry takes place on land where communities have applied for and obtained utilization permits from the Ministry of Forestry and Environment. Other activities are directly related to the community, so it is necessary to effectively manage each activity in order to minimize risks and impacts in accordance with ESP principles. Specifically, regarding the ILO Convention 169, Indonesia has not yet ratified it. This project focuses on indigenous people by utilizing their valuable local knowledge and wisdom to enhance their ability to adapt to climate change.

In the FGD with stakeholders, including government representatives, risk and impact considerations were discussed. The principles of ESP were explained, and a common conclusion was reached that no activity poses risks or adverse impacts. Therefore, it was agreed that this Programme falls under Category C. Stakeholders provided notes to ensure the implementation of ESP principles. Guarantees for the implementation of these principles are the responsibility of the Implementing Entity, both in directing the Executing Entity and participating in the monitoring process throughout the project implementation.

Furthermore, as a form of responsibility and adherence to the 15 principles of ESP, a Statement of Commitment is made and attached in the Concept Note.

PART III: IMPLEMENTATION ARRANGEMENTS

A. Programme Management Arrangements

1. Organization, Roles and Responsible

There are four organizations that have merged to form the consortium called **CONSORTIUM PERUBAHAN IKLIM SUMBA**. These organizations are Universitas Kristen Wira Wacana Sumba (Unkriswina), Yayasan Pelita, Perkumpulan Stimulant Institute, and Yayasan Sumba Sejahtera. This fusion was established to ensure complementary roles and responsibilities based on the backgrounds and experiences of each organization.

Agreement among consortium organization members designates Unkriswina Sumba as the leading consortium organization and assigns them the role and responsibility of being the **IMPLEMENTING ENTITY**. Fusion of organizational structures in human resources representation is necessary to mitigate bureaucratic risks in administration and management.

IMPLEMENTING ENTITY designates **EXECUTING ENTITY** that are submitted by members of the consortium organization.

As the **IMPLEMENTING ENTITY**, Unkriswina Sumba takes on the role and responsibility of portfolio programme management. **Program Manager (M)** is designated to manage the core of programme. The policy of finance is included in the Implementing Entity, which is managed by the **Finance Manager (F)**. The portfolio programme needs to be regularly assessed based on the programme log-frame. This assessment evaluates the progress of expected outputs that influence the progress of expected outcomes in order to achieve the programme objective. In addition, this programme should capture lessons learned to be disseminated widely and to improve programme performance internally. For this reason, the Implementing Entity designates a **MEAL Officer (M)**. Gender mainstreaming is a priority to ensure gender equality in both the ongoing implementation and the successful achievement of this programme. Implementing Entity hire experts to be **Gender Consultants (F)**. Implementing Entity will cover the budget implications for staff using cycle management fees.

In the **EXECUTING ENTITY**, the programme execution management is led by the **Programme Coordinator (M)**. This programme has 2 projects, so it designates 2 **Project Coordinators (M and F)**. Finance administration of the programme will be handled by a **Finance Officer (F)**. Budget for Executing Entity staff using Execution Cost of the programme.

In the program implementation phase, the Implementing Entity, in cooperation with the Executing Entity, recruits **Field Facilitators** through open job vacancies. For its execution, the Implementing Entity formed a committee that included the Gender Consultant) and Executing Entity Staffs.

The complete job description and responsibilities are listed in Appendix.

2. Programme Strategy and Management (generally)

a. Designing of Plan

The steps are as follows: (1) Early coordination with stakeholders to gather input and information about existing activity adaptation to climate change, the priority aspects of adaptation in the context of Sumba, and the village and vulnerable groups in comparison with related studies; (2) Field visit to the recommended village to gather early information; (3) Study of documents (secondary data); (4) Workshop to design the concept and determine the conceiving team; (5) Gender analysis; (6) Drafting; (7) Focus Group Discussion (FGD) with stakeholders, including a gender perspective; (8) Finalizing and submission.

b. Full Proposal Design

If this concept is approved, the consortium will design a full proposal. The activities will be carried out are: (1) Collecting and analyze baseline data; (2) Integrating in log-frame as the baseline data to be compared in the end of program; (3) Due to this program priority on elaborating local knowledge and wisdom, early identification will be carried out; (4) Designing, FGD of stakeholders and gender perspective; (5) Finalizing Full Proposal; (6) Submission

C. Management Preparation

The activities are: (1) SOP of Management and Finance (consider the specification of program and affirmed by IE Board; (2) Recruitment Facilitators; (3) Gender Training; (4) Workshop for deepening of Program Plan, Standard Operational and Procedures (Program Implementation and Finance

Standard); (e) Implementing Entity give task and responsible to Executing Entity that represented by Program Coordinator in Formal Document Agreement.

The references are: (a) Proposal with stressing on the goal, objectives, expected outcome, expected, and work in target milestones; internal monitoring reporting; (b) SOP.

D. Project Kick-off

The initiation meeting, which will take place through a workshop with stakeholders in four districts, will serve as the project kick-off.

E. Implementation

In the implementation of the project, the Implementing Entity will regularly monitor the progress through a MEAL officer and monitor based on milestones (every 3 months).

The Program Coordinator will organize the program and provide guidance to the Project Coordinator for the implementation of each project based on the log frame and milestones.

What has been achieved in every milestone (targets and ongoing outputs) should rightly guarantee the mainstreaming of gender and its equality. Lessons learned should also be obtained and captured, with the exception of the first milestone, which may be a little different. Monitoring and Evaluation are conducted in this programme for these reasons. Formal and scheduled monitoring and evaluation will be conducted at every milestone of both, Implementing Entity and Executing Entity Management. So, in order to emphasize the importance of Monitoring and Evaluation, the Implementing Entity designates a MEAL staff to handle M&E regularly (in addition to scheduled M&E). Of course, this staff member must always coordinate with the Gender Expert/Consultant of this programme. Progress data has been collected, lessons learned have been captured, and an assessment (including gender aspects) has been carried out. All progress reported to the Programme Coordinator should be followed up with rewards, encouragement, guidance, or even warnings.

B. Financial and Programme Risk Management

No	Risk Component	Short Description	Risks	Level	Mitigation
1	Financial Risks				
	Procurement of high budget expenditure	In this program, a high budget will be allocated for construction of biogas and providing seedling	<ul style="list-style-type: none"> Quality standard on regard to budget Misuse management (such price mark-up, not fit to target number) 	4	<ul style="list-style-type: none"> Price survey Prepare TOR and Standards (based on Finance-on-Finance Standards and Procedures) Designate functionaries/ authorities of agreement Bidding to Third Parties Supervise and monitoring Internal audit

	Cash-flow, authority and verification	<ul style="list-style-type: none"> There are Finance Officer in Implementing Entity level and Finance Administration in Executing Entity level. There is budget that expensed in the field (such as for field training) 	Late allocation, misuse, receipts	4	<ul style="list-style-type: none"> Formulate Finance Standards and Procedures Internal audit
	Cost discrepancies	Cost/price of each expenditure may be different between budget plan and real current cost	Cost/price of each expenditure may be different between budget plan and real current cost	3	<ul style="list-style-type: none"> Integrate in Standards and Procedures In the case of significant discrepancy, discussed and approved by Steering Management Committee
2	Environmental Risks				
	Processing organic fertilizer	Most cultivated land critical in nutrients and to be fertilized. This programme avoids chemical fertilizer.	Technical mistake in organic fertilizer can impact methane emission.	2	<ul style="list-style-type: none"> Prioritize processing in anaerobic method
	Wildfire protection	Many experiences wildfire burn cultivated forest area includes conservation forests that managed by Third Party even though firebreak had made. Project 2 will manage Social Forest areas	Trees that are planted burn by wildfire	5	<ul style="list-style-type: none"> Making wider firebreak Green fireproof is considered to be applied Organize control system of protection in beneficiaries with involvement of village stakeholders
	Using not recycle materials	Project 2 will be using tree seedling that usually planted in polybag	Polybag left spread in the Social Forest cultivated land	2	<ul style="list-style-type: none"> Integrate this aspect in control system
3	Social Risks				
	Target beneficiaries' selection	This programme makes target beneficiaries in each village and may be not covers all village community	Social dispute or jealousy	3	<ul style="list-style-type: none"> Criteria of selection discussed with village stakeholders and their inclusion in determining
	Choosing host of field training	Much field training in the village of this programme. May be a certain host or place not comfort by part of beneficiaries (gender aspect, distance, social interaction disturbs, etc.)	Low participation in meeting or training	3	<ul style="list-style-type: none"> Discuss the choosing of host with stakeholders
4	Institutional	In every village have farmers group that has been legitimate by government, but may be the members of group have move on to other village or employed outside	Rejecting of official extension or BP3K	2	<ul style="list-style-type: none"> Coordination with BP3K, official extension and village stakeholders before group revitalization

		Sumba			
6	General Election in Indonesia	In 2024, Indonesia will be in simultaneous general election of President, Governor and Head of District	In certain period there is limitation to make meeting (mainly in week before election)	3	<ul style="list-style-type: none"> Adjustment the activity that is need a big number of audiences.

Prior to implementing the program, the Implementing Entity will develop Standard Operating Procedures (SOPs). The SOP will include (a) SOPs for management and operational techniques related to program implementation and performance, and (b) financial management. In the preparation, it will facilitate the mitigation of financial risks.

In general, financial risks include both internal and external risks. To provide an initial overview, there are several financial risks associated with the implementation of the project presented in the following table.

Financial management policy is the duty and responsibility of the Financial Manager in coordination with the Program/Portfolio Manager at the Implementing Entity level. Meanwhile, the Executing Entity is under the responsibility of the Finance Officer, who coordinates with the Program Coordinator. In terms of authority, the Executing Entity reports directly to the Financial Manager. The financial management of the programme includes 2 projects and each led by a Project Coordinator. There is no budgetary authority at the project level. The project coordinator is responsible for managing field personnel on each project.

Although the overall operational costs are the responsibility of the Executing Entity, the disbursement will be carried out in stages based on the achievement of milestones and performance at each milestone. From the general description, the main risk controller is the Financial Manager who conducts self-review of finance (including risks), implements mitigation measures, and provides direct assignment and supervision to the Finance Officer at the Executing Entity level. The first stage of risk control is the Finance Manager.

Compliance standards already exist in the form of SOPs that are designed by the Portfolio Manager with the Financial Manager, specifically focusing on financial aspects. Thus, the Program/Portfolio Manager has the authority to exercise financial control in order to ensure that financial management aligns with the achievement of program objectives and to assess financial management in compliance with the SOP. The second layer of risk control is the Program/Portfolio Manager.

Implementing Entity is an institution that already has a financial management system. Duties for financial control and supervision are carried out by the Foundation Supervisory Board, in accordance with the mandate of Law 28/2004. The Foundation's Supervisory Board will conduct internal audits and function as the Third Layer in risk control. Finally, according to the agreement with AFB, an External Audit will occur. The following presents the financial risks that are estimated to occur in finance management.

Financial Risks, Mitigation and Monitoring

No	Risk Component	Short Description	Risks	Level	Mitigation	Monitoring
A	Internal					

1	Field Expenditures	Expenditure for field training at group site	Misuse (complain, whistleblowing, denunciation), late of request, incomplete verification tools	4	Explicit clause in SOP and its penalty/punishment	Field verification (spot check) that will no produce new tumult
2	Occupational accidents of program workers		Accidents beyond/out of estimation	3	Insurance	
3	Procurement of high budget expenditure	In this program, a high budget will be allocated for construction of biogas and providing seedling	<ul style="list-style-type: none"> Quality standard on regard to SOP Misuse management (such price mark-up, not fit to target number) 	4	<ul style="list-style-type: none"> Price survey Prepare TOR and quality standards (based on SOP) Designate authorities of agreement Bidding Internal audit 	Number, quality, time
4	Time of cash/payment	Payment of salary, transfer to the field	Complaining	2	Categorize the complaining (officer performance or SOP compliance) and then the authorities respond	Monitoring based on authority level
					Salary paid finishing of monthly works	
5	Cost/price discrepancies		Cost/price of each expenditure may be different between budget plan and real current cost	3	Classify the potency of discrepancy and authority level solution, requirements of contingency plan	Categorize the significant, identify/survey, clarify the cause factors, policy and solution by authorities (need delay, review or contingent plan)
6	Finance performance of authority levels		Low performance, misuse finance		Double entry Accounting software system Punishment level based on the significant, the highest is law enforce	Regular supervision
B	External					
1	Currency Exchange Rate		IDR strength or weak	3	Period of transfer and period of exchange	Monitor the foreign currency and exchange trends
2	Government payment	Some project activities with the government officer	Low involvement of government official commonly reason is not planned yet	2	Agreement with the Head of Districts in a formal letter statement	Involvement and Periodical coordination with head of districts and related sectoral leaders
	Force Majeure		Force Majeure by disaster		Determined Force Majeure by National Standard	

1. Measures for Environmental and Social Risks Management

Furthermore, as a form of responsibility and adherence to the 15 principles of ESP, in the Concept Note, a Statement of Commitment is made and attached.

Self-screening of ESP Principles

Principles		Components	Project 1	Project 2	Notes
1.	Compliance with the Law	Domestic and International Law	V	V	
2.	Access and Equity	Programme shall provide fair and equitable access to benefits in a manner that is inclusive and does not impede			Community Forest has licenced. If any obstacles due to fencing in Community Forest will solve in participative ways
		● Access to public health service	V	V	
		● Clean water and sanitation	V	V	
		● Energy	V	V	
		● Education	V	V	
		● Housing	V	V	
		● Safe and decent working	V	V	
		● Land rights	V	V	
3.	Marginalized and vulnerable groups	Adverse impacts on marginalized and vulnerable groups:			No marginalized Other disaggregates will identified in collecting baseline data and managed when it found
		● Children	V	V	
		● Women and girls	V	V	
		● Elderly	V	V	
		● Indigenous people	V	V	
		● Tribal groups	V	V	
		● Displaced people	V	V	
		● Refugees	V	V	
		● People living with disabilities	V	V	
		● People living with HIV/AIDS	V	V	
4.	Human Rights	● Respect and where applicable promote international human rights	V	V	
5.	Gender Equality and Women Empowerment	● Women and men have equal opportunities to participate	V	V	Concept Note designed in gender responsive consideration
		● Receive comparable social and economic benefit	V	V	
		● Do not suffer disproportionate adverse effects during the development process	V	V	
6.	Core Labour Rights	● Meet the core labours standards as identified by the International Labour Organization	V	V	Indonesia has not ratified ILO Convention but this project elaborate valuable local knowledge and wisdom
		● Shall not support that are inconsistent with the rights and responsibilities set forth in the UN Declaration on the Rights of Indigenous Peoples and other applicable international instruments relating to indigenous peoples	V	V	
7.	Involuntary Resettlement	Projects/programmes shall be designed and implemented in a way that avoids or minimizes the need for involuntary resettlement.	V	V	
8.	Protection of Natural Habitats	Unjustified conversion or degradation of critical natural habitats:			Stakeholders have informed habitat protected, high value for conservation, while indigenous inventories local site habitat
		● legally protected;	V	V	
		● officially proposed for protection	V	V	
		● recognized by authoritative sources for their high conservation value, including as critical habitat	V	V	
		● recognized as protected by traditional or indigenous local communities	V	V	
8.	Conservation of Biological Diversity	Programmes shall be designed and implemented in a way that avoids any significant or unjustified reduction or loss of biological diversity or the introduction of known invasive species.	V	V	Species in Community forestry using local adaptive trees

9. Public Health	Programme shall be designed and implemented in a way that avoids potentially significant negative impacts on public health.	V	V	
10. Physical and Cultural Heritage	<ul style="list-style-type: none"> Programmes shall be designed and implemented in a way that avoids the alteration, damage, or removal of any physical cultural resources, cultural sites, and sites with unique natural values recognized as such at the community, national or international level. Programmes should also not permanently interfere with existing access and use of such physical and cultural resources. 	V	V	
11. Lands and Soil Conservation	Programmes shall be designed and implemented in a way that promotes soil conservation and avoids degradation or conversion of productive lands or land that provides valuable ecosystem services.	V	V	This programme promote land conservation

2. Monitoring, Evaluation, Auditing, Reporting

Monitoring and Evaluation is carried out in 2 categories, namely (a) Internal Track of Performance and (b) Formal Scheduled Agreement.

a. Internal Track of Performance

Categories	Time	Aspects	Duty	Report Level
A. Program Implementation				
1. Regular	1 month	Monthly activities and verification of field facilitators report	MEAL Officer	Executing Entity
2. Milestones/Target	3 monthly	Achievements of milestone target and outputs tracking	MEAL Officer	Executing Entity and Implementing Entity
		Gender aspects	Gender Expert	
		Environmental and Social	Project Coordinator	
		Risk assessment	Program Coordinator	
		Lesson learned progress		
1. Annual Performance Evaluation	End of First Annum	All content of Terminal Evaluation with realistic adjustment	Program/Portfolio Manager (Determine Annual Evaluation Team)	Implementing Entity Board
B. Finance Management				
2. Regular	1 month	Monthly Finance performance General check of verification means	Program/Portfolio Manager, Program Coordinator	Implementing Entity and Executing Entity
3. Milestones/Target	3 monthly	Milestone finance performance, risk assessment and supervise statement	Program/Portfolio Manager	Implementing Entity and Executing Entity
4. Procurement	Early step, during process and post	Procurement legal procedure and standard (early); time basis, quality, quantity, verification means (process and post)	Program/Portfolio (early); Finance Manager (during and post): quality	Implementing Entity and Executing Entity

5. Annual Performance Evaluation	End of First Annum	<ol style="list-style-type: none"> All content of Terminal Evaluation with realistic adjustment: financial; procurement, reports, program effectiveness efficiency, programme risks, track level output and outcome, AF result framework tracking, qualitative question and lesson learned (generate and disseminate). Gender mainstreaming and ongoing equality Environmental and social risks and impact Those will be the basic items of Annual Performance Evaluation TOR	Program/Portfolio Manager (Determine Annual Evaluation Team)	Implementing Entity Board
----------------------------------	--------------------	--	--	---------------------------

b. Formal Scheduled Agreement (based on Contract) for Terminal Evaluation

Categories	Time	Aspects	Responsible	
1. Terminal Evaluation	End of Project	All sections of AFB Terminal Evaluation Standards: Financial; Procurement data, Inception Report, Program effectiveness efficiency, Programme risks, rating, track level output and outcome, AF result framework tracking, qualitative question and lesson learned (generate and disseminate). TOR design based on those aspects.	Implementing Entity Board (Determine Evaluation Team)	AFB and IE Board

c. Auditing

1. Internal Audit	End of First Annum	Based on IE Board Auditor Standard	Internal Auditor (Supervisor Board) of IE Board	IE Board
2. Auditing	End of Project	Based on International Standard that submitted	Independent Auditor/Body	AFB and IE Board

d. Report

● Internal Report

Category	Time	Aspects	Responsible	Level
Monthly Report	Monthly	Monthly activities	Field Fac., Field Coordinator, MEAL Officer	Program Coordinator
Milestones Report	3 monthly	Milestone progress and achievements of program,	Field Coordinator	Program Coordinator
		Finance	Finance Officer	Finance Manager
		Gender aspect	Gender Expert	Program Manager
		Environment and social aspect	Field Coordinator	Program Manager
Procurement	By schedule	Based on TOR items	Finance Officer	Finance Manager
Milestones Finance Report	3 monthly	Finance	Finance Officer	Finance Manager
Programme Performance Report	End of First Annum		Program Manager	AFB and copy to IE Board
Annual Finance Report	End of First Annum	Finance management, progress, risk	Finance Officer	Finance Manager
			Finance Manager	AFB and copy to IE Board

● AF Report

Category	Time	Aspect	Responsible	Level
AF Annual Performance Report	End of First Annum	8 sections of AFB Standard and Template	Program Manager	AFB, copy to IE Board
			Field Coordinator	

Terminal Evaluation Report	End of Program	8 Section of AFB Standard and Template	Evaluation Team and IE Board	AFB
Audit Statement	End of Program	Based on International Standard that submitted	Independent Auditor/Body	AFB, copy to IE Board

E. Result Framework

PROGAM	PROJECT 1	INDICATORS	PROJECT 2	INDICATORS
Goal	To increase the resilience of humans and nature to climate change and its variability in a sustainable manner through adaptation and mitigation strategies and efforts		Climate Change Adaptation and Resilience Based on the Elaboration of Local Wisdom in Strengthening Livelihoods Strategies and Social Forestry Management	
Impact	Enhancing the resilience of vulnerable groups and the surrounding natural environment to climate change and its variability through strategies to strengthen livelihoods and promote community-based management of vulnerable environments.			
Secondary Outcome	To strengthen and sustain the livelihoods and sources of income of vulnerable groups through climate change adaptation.	The percentage of government sectoral institutions that have integrated the livelihood strategy within their respective organizations, the number of villages that have adopted and integrated a strategic plan in village development, the number of climate resilient villages that have been registered, and the number of private sectors that support the adaptation program.	To enhance the resilience of vulnerable environments and ensure the establishment of a balanced ecosystem that provides sustainable benefits for people's livelihoods.	
Projects Comprising the Program	Outcome 1.1: Strengthened the sustainable capabilities of stakeholders to develop livelihood strategies that are adaptive to climate change and its variability.	The percentage of government sectoral institutions that have integrated the livelihood strategy within their respective organizations, the number of villages that have adopted and integrated a strategic plan in village development, the number of climate resilient villages that have been registered, and the number of private sectors that support the adaptation program.	Outcome 2.1: Improved ecosystem conditions in openly social forest areas that are projected to contribute to reducing carbon emissions and enhancing resilience to climate change.	The width of area CF and water catchment area has been improved. This includes an increase in the number of trees, population of bio-diversities, and the community's capacity to sustain (on a scale of 1 to 5). Additionally, there has been an increase in the number of beneficiaries who are able to sustain their livelihood, as well as the percentage of government sectoral institutions that have integrated the livelihood strategy into their organization. Furthermore, there has been an increase in the number of villages that have adopted and integrated a strategic plan into their development, as well as the number of climate resilient villages that have been registered. Lastly, there has been an increase in the number of private sectors that support the adaptation efforts.
			Output 2.1.1. Managed social forest in the form of open land by community groups in accordance with regulations issued by the Ministry of Environment and Forestry	Types, number, and width of areas and number of populations that developed to respond to new conditions resulting from climate change and variability

	Output 1.1.1. Strengthened awareness and ownership of village and related sectors stakeholders on adaptation to climate change and resilience efforts	Number and variabilities (represent of categories) of stakeholders that strengthened and included in adaptation efforts	Outcomes 2.2. Increased the resilience of water sources and its catchment areas from the effects of climate change and ensure sustainable benefits for communities in supporting livelihoods	Width of the area that is preserved, number of trees grown well; percentage of resilient in climate changes (scale 1 to 5) of the water catchment area; percentage of the condition of the water catchment area projected to support the livelihood in long term (scale of 1 to 5)
	Output 1.1.2. Formed and strengthened stakeholders' organization (Pro Climate Village) formed based on the rights and legal requirements and procedures	Number of stakeholders organization (Climate Resilience Village) formed based on the rights and legal requirements and procedures	Output 2.2.1. Planted the critical areas around the spring and its flow with suitable plants to hold and store water supply	Width of area managed, number of trees planted; number of local trees planted, number of bio-diversities developed in forestry forest, number of catchment areas preserved
	Output 1.1.3. Produced village livelihood strategies and guidance in adaptation to climate changes and variability	Number of village livelihood strategies and guidance resulted	Outcomes 2.3. Strengthened the sustainable capabilities of community to develop livelihood strategies that adaptive to the climate changes and its variability.	Percentage of government sectoral institution integrated the livelihood strategy in each organization; number of villages adopt and integrate strategic plan in village development, number of climate resilient village registered, number of private sectors support the adaptation program
	Outcome 1:2. Strengthened awareness and ownership of targeted vulnerable groups the causes and impacts of climate changes and variability and how the practical strategies in adaptation	Number of beneficiaries trained in adaptation to climate changes, number of documents of adaptation plan designed, number shared the lesson learned among others, number of innovators model produced		
	Output 1.2.1. Targeted population groups participating in capacity building in climate changes adaptation and risk reduction in relation with livelihood and follow-up in designing action/strategic plan	Number of beneficiaries trained, number of beneficiaries promote/share their adaptive knowledge internally and disseminated wider, number of innovators model produced, action plan reviewed	Output 2.3.1. Produced village livelihood strategies and guidance in adaptation to climate changes and variability	Types, number and width of areas and number of populations that developed to respond new condition resulting from climate change and variability
	Outcome 1.3. Diversified livelihoods and sources of income and ensured the food security	Percentage of beneficiaries secure in food availability; rate of income increased; types number of crops planted; rate of land productivity; rate of adaptive quality of farm-land (in scale 1 to 5); rate of adaptive capacity of beneficiaries (scale 1 to 5)	Output 2.3.2. Formed and strengthened of stakeholders' organization (Pro Climate Village) formed based on the rights and legal requirements and procedures	Number of stakeholders organization established, number of climate resilience villages registered, number of study documents produced
	Output 1.3.1. Targeted vulnerable	Number of beneficiaries trained	Outcome 2:4. Strengthened	Percentage of beneficiaries
	groups develop food crops that ensured the food security in adaptation ways	in diversification of food crops, number of beneficiaries develop food crops	awareness and ownership of targeted vulnerable groups the causes and impacts of climate changes and variability and how the practical strategies in adaptation	practice adaptation of climate changes (scale 1 to 5; number of lessons learned generated an produced; number of outlet media used;

	Output 1.3.2. Targeted vulnerable groups develop diversification of farming activities to diversified income sources that have a mutually beneficial symbiotic relationship between components as a way of adapting to climate change	Number of beneficiaries trained in diversification of non-food crops, number of beneficiaries develop non-food crops, percentage of income increased of food crops	Output 2.4.1. Targeted population groups participating in adaptation and risk reduction in relation with livelihood	Number of beneficiaries trained, number of beneficiaries promote/share their adaptive knowledge internally and disseminated wider, number of innovators model produced, action plan reviewed
	Output 1.3.3. Vulnerable groups develop business value chains in order to increase income in the form of handling and processing products, handicrafts and home industries	Number of beneficiaries in trained in processing and home industry, types of processing carried out, rate of income increased/processor	Outcome 2.5. Diversified livelihoods and sources of income and ensured the food security	Percentage of beneficiaries secure in food availability, rate of income increased, types number of crops planted, rate of land productivity, rate of adaptive quality of farm-land (in scale 1 to 5), rate of adaptive capacity of beneficiaries (scale 1 to 5)
	Outcome 1.4: Increased adaptive capacity within development appropriate technology that support livelihood activities particularly in water and land conservation	Percentages of beneficiaries practiced fertilizing in their crops, percentage of beneficiaries' practices water saving irrigation; number of biogas maintained and useful	Output 2.5.1. Targeted vulnerable groups develop food crops that ensured the food security in adaptation ways	Number of beneficiaries trained in diversification of food crops; number of beneficiaries develop food crops
	Output 1.4.1. Targeted vulnerable group develop appropriate adaptive technology as the ways for land and water conservation	Number of biogases constructed, number of beneficiaries trained in low emission composting, number of beneficiaries trained in water saving irrigation	Output 2.5.2. Targeted vulnerable groups develop diversification of farming activities that have a mutually beneficial symbiotic relationship between components as a way of adapting to climate change	Number of beneficiaries trained in diversification of non-food crops; number of beneficiaries develop non-food crops
			Outcome 2.6: Increased adaptive capacity within development appropriate technology that support livelihood activities particularly in water and land conservation	Percentages of beneficiaries practiced fertilizing in their crops, percentage of beneficiaries' practices water saving irrigation;
			Output 2.6.1. Vulnerable groups develop appropriate techniques and methods such as providing fertilizers; catching, water-saving irrigation that can support farming as a way to adapt to climate change	Number of beneficiaries trained in low emission composting; number of beneficiaries trained in water saving irrigation

ACTIVITIES PROJECT 1

Activities Project 1:	Details of Targets	Total	M	F	Code
Output 1.1.1.					
1. Training and workshop of stakeholders on adaptation to climate changes and resilience efforts	(4 districts x 3 villages x 5 group x 2 represent per group) + (4 districts x 3 villages x 6 stakeholder) = 192 participants x 2 days	192 participants (4 class @ 48 participants)	96	96	TS
Output 1.1.2.					
2. Formed and strengthened stakeholders functional organization					

2.1. Establishing functional organization of stakeholder that will take responsible on Pro Climate Village and designing tentative action plan	4 districts x 3 villages x 10 stakeholders = 120 participants	12 stakeholders organizations - 120 participants (4 class @ 30 participants)	60	60	OS
2.2. Study on vulnerability of climate change and risk reduction (according to the stages set by the Ministry of Environment and Forestry) – Team work that involve related government institutions	4 districts x 3 villages =12 villages x 1 package = 12	12 study document	Balance in team of study and FGD participants		SV
Output 1.1.3.					
3. Designing Strategic Plan and Guidance, Implementation, Submission and Affirmation					
3.1. Designing strategic plan and guidance	4 districts x 3 villages x 10 stakeholders x 2 times = 240	12 document strategic plans, 12 guidance	60	60	SP & G
3.2. Implementation strategic plan and guidance	4 districts x 3 villages x 1 package =12	12 villages	60	60	IS
3.3. Pro Climate Submission, Assessment and Affirmation	4 districts x 3 villages x 1 package = 12	12 villages			PC
Output 1.2.1.					
4. Training and workshop vulnerable groups to design action plan	4 districts x 3 villages x 5 groups x 20 members = 1.200 participants x 2 days = 2.400	1.200 participants (60 groups)	600	600	TV
5. Knowledge sharing among targeted vulnerable group	4 districts x 3 village x 5 groups x 3 represent per group = 180 participants x 2 times = 360	180 participants, 2 times	90	90	KS
6. Assessment of innovators and motivators and specially trained that expected to be example	4 districts x 3 villages x 5 groups x 1 member = 60	60 innovators	30	30	IM
7. Workshop to evaluate and review for designing action plan	4 districts x 3 villages x 5 groups x 20 members = 1.200 participants x 2 days = 2.400	1.200 participants (60 groups)	600	600	ER
Output 1.3.1.					
8. Technical training on food crops development in field school method	4 districts x 3 villages x 5 groups x 20 members = 1.200 members x 3 times = 3.600	1.200 members (60 groups)	840	360	TF
9. Developing food crops in adaptation ways (supporting seeds or other inputs necessary)	4 districts x 3 villages x 5 groups x 20 members x 1 packages = 1.200 beneficiaries	1.200 beneficiaries (60 groups)	Received by female		SF
10. Implementation and facilitating					
Output 1.3.2.					
11. Technical training on diversification in on-farm development in field school method	4 districts x 3 villages x 5 groups x 20 members=1.200 part x 3 times = 4.800	1.200 participants (60 groups)	480	720	TD
12. Developing various crops in adaptation ways (supporting seeds or other inputs necessary)	4 districts x 3 villages x 5 groups x 20 members x 1 packages = 1.200 beneficiaries	1.200 beneficiaries (60 groups)	Received by female		SD
13. Implementation and facilitating					
Output 1.3.3.					
14. Courses for agreed skill areas (home industry, food processing, handy craft, etc.)	2 categories x 4 districts x 3 villages x 5 groups x 2 represent members x = 240 beneficiaries x 8 times = 1.920	240 beneficiaries (24 class)	20	80	C A C B
15. Developing/implementing (supporting inputs necessary)	360 members x 1 package	240 beneficiaries (60 groups)	20	80	SC
16. Implementation and facilitating					
Output 1.4.1.					
17. Biogas digester constructing	4 districts x 3 villages x 2 unit = 24 unit	24 unit	Household		BD
18. Low emission composting training	4 districts x 3 villages x 5 groups x 20 members = 1.200 members	1.200 participants (60 groups)	600	600	TC

19. Training in water capture and storage techniques and water-saving irrigation systems	4 districts x 3 villages x 5 groups x 20 members = 1.200 members	1.200 participants (60 groups)	720	480	TW
20. Implementation and facilitating					

ACTIVITIES PROJECT 2

Activities Project 2:	Target	Total	M	F	Code
Output 2.1.1.					
1. Seedling Preparation					
2. Field technical training on the cultivation of forestry crops	4 social forest x 5 group x 20 members x 2 times = 800	400 participants (2 times)	200	200	TSF
3. Social Forest Development					
3.1. Site arrangement & land division	4 social forest x 5 group x 20 members x 1 day = 400	400 ha	Balance		ML
3.2. Land clearing	400 farmers x 1 ha = 400 ha				
3.3. Stick installation at hole position	400 ha x 625 population = 250.000 sticks				
3.4. Planting pit/hole making/digging	400 ha x 625 population = 250.000 population				
3.5. Fertilizing	400 ha x 625 population = 250.000 population				
3.6. Making fire break	4 social forest x 3.000 m x 5 m = 60.000 m ² = 6 ha				
3.7. Fencing	4 social forest x 3.000 m x 4 rows = 48.000 m Sticks: 12.000 m x 2 sticks = 24.000 sticks Working: 300 members x 2 days = 600 days				
3.8. Planting	400 ha x 625 population = 250.000 population	250.000 population			PSF
3.9. Early watering	400 ha x 625 population = 250.000 population				
3.10. Shading installation/mulching	400 ha x 625 population = 250.000 population				
3.11. Maintaining	400 ha x 625 population = 250.000 population				
3.12. Seedling Preparation	140.000 population				
Output 2.2.1.					
4. Development the area around the spring & flow		16 ha, 4 areas			WAS
4.1. Land clearing	4 areas x 4 ha = 16 ha		Balance		
4.2. Stick installation at hole position	4 areas x 4 ha x 1.120 population = 17.920 sticks				
4.3. Planting pit/hole making/digging	4 areas x 4 ha x 1.120 population = 17.920 population				
4.4. Fertilizing	4 areas x 4 ha x 1.120 population = 17.920 sticks				
4.5. Making fire break	4 areas x 1.000 m x 5 m = 20.000 m ² = 2 ha				
4.6. Planting	4 areas x 4 ha x 1.120 population = 17.920 population	17.920 population			PAS
4.7. Early watering	4 areas x 4 ha x 1.120 population = 17.920 population				
4.8. Shading installation/mulching	4 areas x 4 ha x 1.120 population = 17.920 population				
4.9. Maintaining	4 areas x 4 ha x 1.120 population = 17.920 population				
Output 2.3.1.					
5. Training and workshop of stakeholders on adaptation to climate changes and resilience efforts	4 areas x 1 village x 5 group x 2 represent per group) + (4 areas x 1 villages x 6 stakeholder) = 64 participants x 2 days	64 participants	32	32	TS
Output 2.3.2.					
6. Formed and strengthened stakeholders functional organization					
6.1. Establishing functional organization of stakeholder that will take responsible on Pro Climate Village and designing plan of action	4 areas x 1 village x 10 stakeholders = 40 participants x 2 times = 80	4 stakeholders organization	20	20	OS
6.2. Study on vulnerability of climate change and risk reduction (according to Ministry of Environment and Forestry guidance) – Team work that involve related government institutions	4 areas x 1 village = 4 villages x 1 package = 4	4 documents of study	Balance in team of study and FGD participants		SV
Output 2.3.3.					
7. Designing Strategic Plan and Guidance, Implementation, Submission and Affirmation					
7.1. Designing strategic plan and guidance	4 areas x 1 village x 10 stakeholders x 2 times = 80	4 documents Strategic Plan and 4 Guidance	20	20	SP
7.2. Implementation strategic plan and guidance	4 areas x 1 village x 1 package = 4		20	20	IS
7.3. Pro Climate Submission, Assessment and Affirmation	4 areas x 1 village x 1 package = 4				PC
Output 2.4.1.					
8. Training and workshop of groups to design action plan	4 area x 5 groups x 20 members = 400 participants x 2 days = 480	480 participants (20 groups)	600	600	TV
9. Workshop to evaluate and review for designing action plan	4 areas x 5 groups x 3 represent per group = 60 participants x 2 times = 360	60 participants, 2 times	30	30	KS
10. Knowledge sharing among targeted group	4 areas x 5 groups x 3 represent = 60	60 innovators	30	30	IM
11. Assessment of innovator and motivator in each group to be examples, then specially trained	4 areas x 5 groups x 20 members = 400 participants x 2 days = 800	400 participants (20 groups)	200	200	ER

Output 2.5.1.					
12. Technical training on food crops development in field school method	4 areas x 5 groups x 20 members = 400 participants x 2 days = 800	400 participants (20 groups)	60	40	TF
13. Developing food crops in adaptation ways (supporting seeds or other inputs necessary)	4 areas x 5 groups x 20 members = 400 participants x 1 package = 400	400 beneficiaries (20 groups)	Received y female	b	SF

14. Implementation and assisting					
Output 2.5.2.					
15. Technical training on diversification in on-farm development in field school method	4 areas x 5 groups x 20 members = 400 members x 3 times = 1,200	400 participants (20 groups)	60	40	TD
16. Developing various crops in adaptation ways (supporting seeds or other inputs necessary)	4 areas x 5 groups x 20 members x 1 packages = 400 packages	400 beneficiaries (20 groups)	Received y female	b	SD
17. Implementation and assisting					
Output 2.6.1.					
18. Low emission composting training	4 areas x 1 village x 5 groups x 20 members = 400 members	400 participants (20 groups)	200	200	TC
19. Training in water capture and storage techniques and water-saving irrigation systems	4 areas x 1village x 5 groups x 20 members = 400 members	400 participants (20 groups)	200	200	TW
20. Implementing and assisting					



F. Request of Programme Funding

Project 1

Objective (s)	Objectives Indicator (s)	Fund Outcome	Fund Outcome Indicator	Grant Amount (US\$)
To strengthen and sustained the livelihood and sources of income of vulnerable groups through climate changes adaptation	Percentage of government sectoral institution integrated the livelihood strategy in each organization; sustainable of livelihood (in scale 1 to 5), number of villages adopt and integrate strategic plan in village development	Strengthened and diversified the livelihood strategies and sources of income of vulnerable group to climate changes and its variabilities	Percentage of government sectoral institution integrated the livelihood strategy in each organization; number of villages adopt and integrate strategic plan in village development, number of climate resilient village registered, number of private sectors support the adaptation program, the vulnerable groups capacity to sustainable (in scale 1 to 5), number of beneficiaries sustainable their livelihood, number of physical asset potentially sustainable,	432,302
Project Outcome (s)	Project Outcome Indicators	Fund Output	Fund Output Indicators	
Outcome 1.1.:	Percentage of government	Output 1.1.1.	Number and variabilities	46,695

Strengthened the sustainable capabilities of stakeholders to develop livelihood strategies that	sectoral institution integrated the livelihood strategy in each organization; number of villages adopt and integrate strategic plan in village development,	Strengthened awareness and ownership of village and related sectors stakeholders on adaptation to climate	(represent of categories) of stakeholders that strengthened and included in adaptation efforts
--	---	---	--

adaptive to the climate changes and its variability	number of climate resilient village registered, number of	changes and resilience efforts.		
<p>Outcome 1.2: Strengthened awareness and ownership of targeted vulnerable groups the causes and impacts of climate changes and variability and how the practical strategies in adaptation</p> <p>Outcome 1.3: Diversified livelihoods and sources of income and ensured the food security</p>	<p>private sectors support the adaptation program</p> <p>Number of beneficiaries trained in adaptation to climate changes, number of documents of adaptation plan designed, number shared the lesson learned among others, number of innovators model produced</p> <p>Percentage of beneficiaries secure in food availability; rate of income increased; types number of crops planted; rate</p>	<p>Output 1.1.2. Formed and strengthened of stakeholders organization (Climate Resilience Village) formed based on the rights and legal requirements and procedures</p> <p>Output 1.1.3. Produced village livelihood strategies and guidance in adaptation to climate changes and variability</p> <p>Output 1.2.1. Targeted population groups participating in capacity building in climate changes adaptation and risk reduction in relation with livelihood and follow- up in designing action/strategic plan</p> <p>Output 1.3.1. Targeted vulnerable groups develop food crops that ensured the food security in</p>	<p>Number of stakeholders organization (Climate Resilience Village) formed based on the rights and legal requirements and procedures</p> <p>Number of village livelihood strategies and guidance resulted</p> <p>Number of beneficiaries trained, number of beneficiaries promote/share their adaptive knowledge internally and disseminated wider, number of innovators model produced, action plan reviewed</p> <p>Number of beneficiaries trained in diversification of food crops, number of beneficiaries develop food crops</p>	<p>75,250</p> <p>243,446</p>
<p>Outcome 1.4: Increased adaptive capacity within development appropriate technology that support livelihood activities</p>	<p>of land productivity; rate of particularly in water and land conservation</p>	<p><u>adaptation ways</u></p> <p>adaptive quality of farmland (in scale 1 to 5); rate of adaptive capacity of beneficiaries (scale 1 to 5)</p> <p>Percentages of beneficiaries practised fertilizing in their crops, percentage of beneficiaries practices water saving irrigation; number of biogas maintained and useful</p>	<p>Output 1.3.2. Targeted vulnerable groups develop diversification of farming activities to diversified income sources that have a mutually beneficial symbiotic relationship between components as a way of adapting to climate change</p> <p>Output 1.3.3. Vulnerable groups develop business value chains in order to increase income in the form of handling and processing products, handicrafts and home industries</p> <p>Output 1.4.1. Targeted vulnerable group develop appropriate adaptive technology as the ways for land and water conservation</p>	<p>Number of beneficiaries trained in diversification of non-food crops, number of beneficiaries develop non- food crops, percentage of income increased of food crops</p> <p>Number of beneficiaries in trained in processing and home industry, types of processing carried out, rate of income increased/processor</p> <p>Number of biogas constructed, number of beneficiaries trained in low emission composting,</p>

number of beneficiaries
trained in water saving
irrigation

66,911

Project 2

Objective	Objectives Indicator (s)	Fund Outcome	Fund Outcome Indicator	Grant Amount (US\$)
Increased the resilience of vulnerable ecosystem and sustainable livelihood around community forestry	Width of area CF and water catchment area improved and resilient, capacity of CF and water catchment area to sustain livelihood (in scale 1 to 5), vulnerable groups capacity to sustainable (in scale 1 to 5), number of beneficiaries sustainable their livelihood,	Improved ecosystem condition in Community Forestry and water catchment area and its sustainable guarantee of livelihood	Width of area CF and water catchment area improved, number of trees population, number of bio- diversities, community capacity to sustainable (in scale 1 to 5), number of beneficiaries sustainable their livelihood, percentage of government sectoral institution integrated the livelihood strategy in each organization; number of villages adopt and integrate strategic plan in village development, number of climate resilient village registered, number of private sectors support the adaptation program	333,375
Project Outcome (s)	Project Outcome Indicators	Fund Output	Fund Output Indicators	
Outcome 2.1.: improved ecosystem conditions in openly Community Forestry areas that is projected can contributed on reducing carbon emission and resilience to the climate changes	Width of community forestry managed; percentage of trees grown well (scale 1 to 5); percentage of community forestry guaranteed resilient in climate changes (scale 1 to 5), number of bio-diversities produced; number of lesson learned generated and disseminated; rate of annual income gained of each beneficiaries; ; percentage of trees capacity to sink carbon of projection 400 ton CO2/400 ha/year	Output 2.1.1. Managed community forestry in the form of open land by community groups in accordance with regulations issued by the Ministry of Environment and Forestry	Types, number and width of areas and number of population that developed to respond new condition resulting from climate change and variability	219,946
Outcome 2.1.: improved ecosystem conditions in openly Social Forest areas that is <i>projected</i> can contributed on reducing carbon emission and resilience to the climate changes	Width of community forestry managed; percentage of trees grown well (scale 1 to 5); percentage of community forestry guaranteed resilient in climate changes (scale 1 to 5), number of bio-diversities produced; number of lesson learned generated and disseminated; rate of annual income gained of each beneficiaries;percentage of trees capacity to sink carbon of projection 400 ton CO2/400 ha/year			25,709

Outcomes 2.2. Increased the resilience of water sources and its catchment areas from the effects of climate change and ensure sustainable benefits for communities in supporting livelihoods	Width of area that preserved, number of trees grown well; percentage of resilient in climate changes (scale 1 to 5) of water catchment area; percentage of condition of water catchment area projected support the livelihood in long-term (scale 1 to 5)	Output 2.2.1. Planted the critical areas around the spring and its flow with suitable plants to hold and store water supply	Width of area managed, number of trees planted; number of local trees planted, number of bio-diversities developed in forestry forest, number of catchment areas preserved	19,389
Outcomes 2.3. Strengthened the sustainable capabilities of community to develop livelihood strategies that adaptive to the climate changes and its variability.	Percentage of government sectoral institution integrated the livelihood strategy in each organization; number of villages adopt and integrate strategic plan in village development, number of climate resilient village registered, number of private sectors support the adaptation program	Output 2.3.1. Produced village livelihood strategies and guidance in adaptation to climate <u>changes and variability</u> Output 2.3.2. Formed and strengthened of stakeholders organization (Pro Climate Village) formed based on the rights and legal requirements and procedures	Number of village livelihood strategies and guidance resulted Number of stakeholders organization established, number of climate resilience villages registered, number of study documents produced	

Outcome 2.4. Strengthened awareness and ownership of targeted vulnerable groups the causes and impacts of climate changes and variability and how the practical strategies in adaptation	Percentage of beneficiaries practice adaptation of climate changes (scale 1 to 5; number of lesson learned generated an produced; number of outlet media used;	Output 2.4.1. Targeted population groups participating in adaptation and risk reduction in relation with livelihood	Number of beneficiaries trained in adaptation to climate changes; number of documents of adaptation plan designed, number of lesson learned among others, number innovators model produced	15,625
Outcome 2.5. Diversified livelihoods and sources of income and ensured the food security	Percentage of beneficiaries secure in food availability, rate of income increased, types number of crops planted, rate of land productivity, rate of adaptive quality of farm-land (in scale 1 to 5), rate of adaptive capacity of beneficiaries (scale 1 to 5)	Output 2.5.1. Targeted vulnerable groups develop food crops that ensured the food security in adaptation ways Output 2.5.2. Targeted vulnerable groups develop diversification of farming activities that have a mutually beneficial symbiotic relationship between components as a way of adapting to climate change	Number of beneficiaries trained in food crops, Output 1.3.2. Targeted vulnerable groups develop diversification of farming activities that have a mutually beneficial symbiotic relationship between components as a way of adapting to climate change	36,652
Outcome 2.6: Increased adaptive capacity within development appropriate technology that support livelihood activities particularly in water and land conservation	Percentages of beneficiaries practised fertilizing their crops, percentage of beneficiaries practices water saving irrigation;	Output 2.6.1. Vulnerable groups develop appropriate techniques and methods such as providing fertilizers; catching, water-saving irrigation that can support farming as a way to adapt to climate change	Types, number of vulnerable groups, number of each types	15,054

G. Budgeted Milestone

Milestone	Q1	Q2	Q3	Q4	Q1	Q2	Total
Program Budgeted	121,084	173,410	190,668	152,840	88,238	39,436	765,677
Executing Budgeted	12,040.4	12,040.4	12,040.4	12,040.4	12,040.4	12,040.4	72,242
Management fee	11,868.1	11,868.1	11,868.1	11,868.1	11,868.1	11,868.1	71,209

Sumba, 15 July 2022


Stepanus Makambombu
Program Manager

Universitas Kristen Wira Wacana

Dr. Maklon F. Killa
Rector

Contact Person : Stepanus Makambombu
Telp. : 08124608994
Email : rektorat@unkriswina.ac.id or makambombus@gmail.com

Annex 1. Endorsement Letters



**BUPATI SUMBA BARAT DAYA
PROVINSI NUSA TENGGARA TIMUR**

Letter of Endorsement by Government

Nomor: BU.009 / 53 / 53.18 / VII / 2022

Tambora, July 6, 2022

To: The Adaptation Fund Board
c/o Adaptation Fund Board Secretariat
Email: Secretariat@Adaptation-Fund.org
Fax: 202-522-3240/5

Subject: Endorsement for Improving the Adaptability and Resilience
of Climate Change Based on the Elaboration of Local Wisdom
in Strengthening Livelihood and Developing Social Forestry Programme

In my capacity as designated authority for the Adaptation Fund, I confirm that the above regional programme proposal is in accordance with the South West Sumba Regency government's priorities in implementing adaptation activities to reduce adverse impacts of, and risks, posed by climate change in the regency.

Accordingly, I am pleased to endorse the above project proposal with support from the Adaptation Fund. If approved, the project will be implemented by Universitas Kristen Wira Wacana Sumba collaborate with Lembaga Pelita, Stimulant Institute Sumba and Yayasan Sumba Sejahtera.

Sincerely,

[Signature]
Bupati Sumba Barat Daya *[Signature]*





REGENT OF WEST SUMBA

RECOMMENDATION

Number: EK.500/172/53.12/7/2022

The undersigned below:

Name : YOHANIS DADE, SH
Position : REGENT OF WEST SUMBA
Address : JL. WEEKAROU – WAIKABUBAK – WEST SUMBA – EAST NUSA TENGGARA

Hereby make recommendation to:

1. Universitas Kristen Wira Wacana Sumba
2. Lembaga Pelita
3. Stimulan Institut Sumba
4. Yayasan Sumba Sejahterah

To implement:

1. Increasing the capacity of vulnerable farmers in adapting to climate change and its variability as a guarantee for strengthening livelihoods
2. Improving the ecology around and related to people's livelihoods as a guarantee to be more balance ecosystem and its resilience to climate change and its variability,

In West Sumba regency and supports the recipients of recommendations as well to apply for the proposal to the Adaptation Fund Board C/o. Adaptation Fund Board Secretariat E-mail: Secretariat@Adaptation-Fund.org Fax.202 522 3240/5, based on a letter of request for support to the Regional Government number: 03.068/R/Unkriswina/VI/2022 on 27 June 2022.

This recommendation is made to be used as necessary.

Waikabubak, July 15th 2022



REGENT OF WEST SUMBA

YOHANIS DADE, SH



Samsung Quad Camera
Foto dg Galaxy A71 saya



BUPATI SUMBA TENGAH

Letter of Endorsement by Government

No : Bu. 000 / 278 / 53.17 / VII / 2022

Waibakul, July 6, 2022

To: The Adaptation Fund Board
c/o Adaptation Fund Board Secretariat
Email: Secretariat@Adaptation-Fund.org
Fax: 202 522 3240/5

Subject: Endorsement for Improving the Adaptability and Resilience of Climate Change Based on the Elaboration of Local Wisdom in Strengthening Livelihood and Developing Social Forestry Programme.

In my capacity as designated authority for the Adaptation Fund, I confirm that the above regional programme proposal is in accordance with the Central Sumba Regency government's priorities in implementing adaptation activities to reduce adverse impacts of, and risks, posed by climate change in the regency.

Accordingly, I am pleased to endorse the above project proposal with support from the Adaptation Fund. If approved, the project will be implemented by Universitas Kristen Wira Wacana Sumba collaborate with Lembaga Pelita, Stimulant Institute Sumba and Yayasan Sumba Sejahtera.

Sincerely,

WAKIL BUPATI SUMBA TENGAH,

I. DANIEL LANDA





BUPATI SUMBA TIMUR

Letter of Endorsement by Government
Number: SDA.500/1290/VII/2022

Waingapu, July 7, 2022

To: The Adaptation Fund Board
c/o Adaptation Fund Board Secretariat
Email: Secretariat@Adaptation-Fund.org
Fax: 202 522 3240/5

Subject: Endorsement for Improving the Adaptability and Resilience of
Climate Change Based on the Elaboration of Local Wisdom in
Strengthening Livelihood and Developing Social Forestry Programme.

In my capacity as designated authority for the Adaptation Fund, I confirm that the above regional programme proposal is in accordance with the East Sumba Regency government's priorities in implementing adaptation activities to reduce adverse impacts of, and risks, posed by climate change in the regency.

Accordingly, I am pleased to endorse the above project proposal with support from the Adaptation Fund. If approved, the project will be implemented by Universitas Kristen Wira Wacana Sumba collaborate with Lembaga Pelita, Stimulant Institute Sumba and Yayasan Sumba Sejahtera.

Sincerely,

DAVID MELO WADI, ST
Wakil Bupati



MINISTRY OF ENVIRONMENT AND FORESTRY
DIRECTORATE GENERAL OF CLIMATE CHANGE

Mangala Wanabakti Building Block VII 12th Floor, Jalan Gatot Subroto – Senayan, Jakarta 10270
Phone +62 21 5730144 Fax. : +62 21 5720194

Website : <http://ditjenppi.menlhk.go.id>

email : tusetditppi@gmail.com;

Our Ref. : *S. 442/PP1/AP1/FCM.0/10/2023*

Jakarta, 29 Oktober 2023

Subject : Endorsement to the concept note Improving
the Adaptability and Resilience of Climate
Changes based on the Elaboration of Local
Wisdom in Strengthening Livelihood and
Developing Community Forestry

Attention to:

The Adaptation Fund Board Secretariat
c/o Global Environment Facility
Mail stop: N 7-700, 1818 H Street NW
Washington DC 20433 USA
email: afbsec@adaptation-fund.org


Dear The Adaptation Fund Board,

I am writing to you in conjunction with the Concept Note **"Improving the Adaptability and Resilience of Climate Changes based on the Elaboration of Local Wisdom in Strengthening Livelihood and Developing Community Forestry"** in which I fully endorse.

With the consideration and in my capacity as The National Designated Authority of Adaptation Fund in Indonesia, I recommend the above concept note to be granted support from the Adaptation Fund Board.

Thank you for your attention and further cooperation.

Sincerely yours,



Laksmi Dhewanthi
Director General for Climate Change
As National Designated Authority
for Adaptation Fund Indonesia

Copy to:

Kemitraan (Partnership Governance Reform in Indonesia) as NIE AF in Indonesia

Annex 2. Founding Act of Unkriswina Sumba

SALINAN

KEPUTUSAN MENTERI RISET, TEKNOLOGI, DAN PENDIDIKAN TINGGI
REPUBLIK INDONESIA

NOMOR 80/KPT/I/2015

TENTANG

PERUBAHAN BENTUK SEKOLAH TINGGI ILMU EKONOMI KRISTEN WIRA
WACANA SUMBA DI KABUPATEN SUMBA TIMUR PROVINSI NUSA TENGGARA
TIMUR MENJADI UNIVERSITAS WIRA WACANA DI KABUPATEN SUMBA TIMUR
PROVINSI NUSA TENGGARA TIMUR YANG DISELENGGARAKAN OLEH
YAYASAN PERGURUAN TINGGI KRISTEN SATYA WACANA DI KOTA SALATIGA
PROVINSI JAWA TENGAH

MENTERI RISET, TEKNOLOGI, DAN PENDIDIKAN TINGGI
REPUBLIK INDONESIA,

SALINAN

KEPUTUSAN MENTERI RISET, TEKNOLOGI, DAN PENDIDIKAN TINGGI
REPUBLIK INDONESIA

NOMOR 456/KPT/I/2016

TENTANG

PERUBAHAN NAMA UNIVERSITAS WIRA WACANA DI KABUPATEN SUMBA
TIMUR PROVINSI NUSA TENGGARA TIMUR MENJADI UNIVERSITAS KRISTEN
WIRA WACANA SUMBA DI KABUPATEN SUMBA TIMUR PROVINSI NUSA
TENGGARA TIMUR YANG DISELENGGARAKAN OLEH YAYASAN PERGURUAN
TINGGI KRISTEN SATYA WACANA

MENTERI RISET, TEKNOLOGI, DAN PENDIDIKAN TINGGI
REPUBLIK INDONESIA,

Annex 3. Audit Statement

YAYASAN PERGURUAN TINGGI KRISTEN SATYA WACANA UNIT UNIVERSITAS KRISTEN WIRA WACANA SUMBA/ UNIT WIRA WACANA SUMBA CHRISTIAN UNIVERSITY

LAPORAN KEUANGAN / FINANCIAL STATEMENTS 30 JUNI 2020 / JUNE 30, 2020



UNIVERSITAS KRISTEN WIRA WACANA SUMBA
Jl. R. Soeprap Jl. R. Soeprap No. 35
Wabagan - Sumba Timur - NTT
Telp: (0887) 62392, 62393, 2564146; Fax (0887) 62644
www.ukwsmba.ac.id

**KANTOR AKUNTAN PUBLIK
LEONARD, MULIA & RICHA**

Registered Public Accountants
License No. Kep-657/KM.17/1988

Jl. Hayam Wunuk No. 3W-3W, Jakarta 10120, Indonesia
Telp: 62-21-34584
Fax: 62-21-36500
e-mail: contactus.jakarta@kapimr.co

**SURAT PERNYATAAN PENGURUS
TENTANG
TANGGUNG JAWAB ATAS
LAPORAN KEUANGAN
PER 30 JUNI 2020 DAN 2019
SERTA UNTUK TAHUN-TAHUN YANG
BERAKHIR PADA TANGGAL TERSEBUT**

**MANAGEMENT STATEMENT LETTER
RELATING TO
THE RESPONSIBILITY FOR
THE FINANCIAL STATEMENTS
AS OF JUNE 30, 2020 AND 2019
AND FOR THE YEARS THEN ENDED**

four Ref
Jur Ref: 00231/3.0010/AU.2/05/0312-4/1/VI/2022

**YAYASAN PERGURUAN TINGGI KRISTEN SATYA WACANA
UNIVERSITAS KRISTEN WIRA WACANA SUMBA
WIRA WACANA SUMBA CHRISTIAN UNIVERSITY**

Laporan Auditor Independen

Independent Auditors' Report

Pembina, Pengawas dan Pengurus
**YAYASAN PERGURUAN TINGGI KRISTEN
SATYA WACANA**

The Councilors, Supervisors and Management
**YAYASAN PERGURUAN TINGGI KRISTEN
SATYA WACANA**

Kami telah mengaudit laporan keuangan YAYASAN PERGURUAN TINGGI KRISTEN SATYA WACANA - UNIT UNIVERSITAS KRISTEN WIRA WACANA SUMBA terlampir yang terdiri dari laporan posisi keuangan tanggal 30 Juni 2020 serta laporan aktivitas dan laporan arus kas untuk tahun yang berakhir pada tanggal tersebut, dan suatu ikhtisar kebijakan akuntansi signifikan dan informasi penjelasan lainnya.

We have audited the accompanying financial statements of YAYASAN PERGURUAN TINGGI KRISTEN SATYA WACANA - UNIT WIRA WACANA SUMBA CHRISTIAN UNIVERSITY, which comprise the statement of financial position as at June 30, 2020 and the statement of activities and the statement of cash flows for the year then ended, and a summary of significant accounting policies and other explanatory information.

Tanggung jawab manajemen atas laporan keuangan

Pengurus Yayasan bertanggung jawab atas penyusunan dan penyajian wajar laporan keuangan tersebut sesuai dengan Standar Akuntansi Keuangan Entitas Tanpa Akuntabilitas Publik, dan atas pengendalian internal yang dianggap perlu oleh manajemen untuk memungkinkan penyusunan laporan keuangan yang bebas dari kesalahan penyajian material, baik yang disebabkan oleh kecurangan maupun kesalahan.

Management's responsibility for the financial statements

The Foundation's management is responsible for the preparation and fair presentation of such financial statements in accordance with Indonesian Accounting Standards for Non-Publicly-Accountable Entities, and for such internal control as management determines is necessary to enable the preparation of the financial statements that are free from material misstatement, whether due to fraud or error.

Tanggung jawab auditor

Tanggung jawab kami adalah untuk menyatakan suatu opini atas laporan keuangan tersebut berdasarkan audit kami. Kami melaksanakan audit kami berdasarkan Standar Audit yang ditetapkan oleh Institut Akuntan Publik Indonesia. Standar tersebut mengharuskan kami untuk mematuhi ketentuan etika serta merencanakan dan melaksanakan audit untuk memperoleh keyakinan memadai tentang apakah laporan keuangan tersebut bebas dari kesalahan penyajian material.

Auditors' responsibility

Our responsibility is to express an opinion on such financial statements based on our audit. We conducted our audit in accordance with Standards on Auditing established by the Indonesian Institute of Certified Public Accountants. Those standards require that we comply with ethical requirements and plan and perform the audit to obtain reasonable assurance about whether such financial statements are free from material misstatement.

Kami yang bermata tangan di bawah ini:

We, the undersigned:

1. Nama : Dr. Maklin Felipus Kila, SE., M.Si
Alamat Kantor : Jl. R. Soeprap No. 35

1. Nama : Dr. Maklin Felipus Kila, SE., M.Si
Office Address : Jl. R. Soeprap No. 35

/Alamat Domisili : Jl. Tanjung Bunga Gang III RT 021 / RW 006

Domisile : Jl. Tanjung Bunga Gang III RT 021 / RW 006

Nomor Telepon : (0887) 2564146
 Jabatan : Rektor

Phone Number : (0887) 2564146
 Position : Rector

2. Nama : Sri Suryani, SE, MSA
Alamat Kantor : Jl. R. Soeprap No. 35

2. Nama : Sri Suryani, SE, MSA
Office Address : Jl. R. Soeprap No. 35

/Alamat Domisili : J. A. Tanjungbung Gang II No. 02 RT 010 / RW 012

Domisile : J. A. Tanjungbung Gang II No. 02 RT 010 / RW 012

Nomor Telepon : (0887) 62393
 Jabatan : Pembantu Rektor II

Phone Number : (0887) 62393
 Position : Vice Rector II

Menyatakan bahwa:

State that:

- Bertanggung jawab atas penyusunan dan penyajian laporan keuangan.
- Laporan keuangan telah disusun dan disajikan sesuai dengan Standar Akuntansi Keuangan Entitas Tanpa Akuntabilitas Publik (SAK-ETAP).
- Semua informasi dalam laporan keuangan telah disusun secara lengkap dan benar.
 - Laporan keuangan tidak mengandung informasi atau fakta material yang tidak benar, dan tidak mengabaikan informasi atau fakta material.
- Bertanggung jawab atas sistem pengendalian internal dalam Yayasan Perguruan Tinggi Kristen Satya Wacana - Unit Universitas Kristen Wira Wacana Sumba.

- We are responsible for the preparation and presentation of financial statements
- The financial statements have been prepared and presented in accordance with Indonesian Accounting Standards for Non-Publicly-Accountable Entities.
- All information in financial statements is complete and correct.
 - The financial statements do not contain misleading material information or facts and do not omit material information or facts.
- We are responsible for internal control system of Yayasan Perguruan Tinggi Kristen Satya Wacana - Unit Wira Wacana Sumba Christian University.

Dengan ini pernyataan ini dibuat dengan sebenarnya.

This statement letter is made truthfully.

Wabagan,
22 Juni 2022 / 22 Juni 2022

Wabagan,
22 Juni 2022 / 22 Juni 2022

Dr. Maklin Felipus Kila, SE., M.Si
Rektor / Rector

Sri Suryani, SE, MSA
Pembantu Rektor II / Vice Rector II

SUMBA

SUMBA

Your Ref
Our Ref:

Suatu audit melibatkan pelaksanaan prosedur untuk memperoleh bukti audit tentang angka-angka dan pengungkapan dalam laporan keuangan. Prosedur yang dipilih bergantung pada pertimbangan auditor, termasuk penilaian atas risiko kesalahan penyajian material dalam laporan keuangan, baik yang disebabkan oleh kecurangan maupun kesalahan. Dalam melakukan penilaian risiko tersebut, auditor mempertimbangkan pengendalian internal yang relevan dengan penyusunan dan penyajian wajar laporan keuangan entitas untuk merancang prosedur audit yang tepat sesuai dengan kondisinya, tetapi bukan untuk tujuan menyatakan opini atas keefektifitasan pengendalian internal entitas. Suatu audit juga mencakup pengevaluasian atas ketepatan kebijakan akuntansi yang digunakan dan kewajaran estimasi akuntansi yang dibuat oleh manajemen, serta pengevaluasian atas penyajian laporan keuangan secara keseluruhan.

Kami yakin bahwa bukti audit yang telah kami peroleh adalah cukup dan tepat untuk menyediakan suatu basis bagi opini audit kami.

Opini

Menurut opini kami, laporan keuangan terlampir menyajikan secara wajar, dalam semua hal yang material, posisi keuangan YAYASAN PERGURUAN TINGGI KRISTEN SATYA WACANA - UNIT UNIVERSITAS KRISTEN WIRA WACANA SUMBA tanggal 30 Juni 2020, serta kinerja keuangan dan arus kasnya untuk tahun yang berakhir pada tanggal tersebut, sesuai dengan Standar Akuntansi Keuangan Entitas Tanpa Akuntabilitas Publik.

Registered Public Accountants
License No. Kep-657/KM.17/1998

Your Ref
Our Ref:

Hal Lain

Laporan Keuangan YAYASAN PERGURUAN TINGGI KRISTEN SATYA WACANA - UNIT UNIVERSITAS KRISTEN WIRA WACANA SUMBA tanggal 30 Juni 2019 dan untuk tahun yang berakhir pada tanggal tersebut, yang disajikan sebagai angka-angka koresponding terhadap laporan keuangan tanggal 30 Juni 2020 dan untuk tahun yang berakhir pada tanggal tersebut, diaudit oleh kami yang menyatakan opini wajar dengan pengecualian mengenai Yayasan belum membukukan kewajiban imbalan kerja karyawan.

Semarang,
22 Juni 2022 / June 22, 2022

LEONARD, MULIA & RICHARD
Izin Kantor Akuntan Publik / Public Accountant Firm License No. KEP-657/KM.17/1998

IGNATIUS DION SETIAWAN, S.E., CPA
Izin Akuntan Publik / Public Accountant License No. AP.0312

An audit involves performing procedures to obtain audit evidence about the amounts and disclosures in the financial statements. The procedures selected depend on the auditors' judgement, including the assessment of the risk of material misstatement of the financial statements, whether due to fraud or error. In making those risk assessments, the auditors consider internal control relevant to the entity's preparation and fair presentation of the financial statements in order to design audit procedures that are appropriate in the circumstances, but not for the purpose of expressing an opinion on the effectiveness of the entity's internal control. An audit also includes evaluating the appropriateness of accounting policies used and the reasonableness of accounting estimates made by management, as well as evaluating the overall presentation of the financial statements.

We believe that the audit evidence we have obtained is sufficient and appropriate to provide a basis for our audit opinion.

Opinion

In our opinion the accompanying financial statements present fairly, in all material respects, the financial position of YAYASAN PERGURUAN TINGGI KRISTEN SATYA WACANA - UNIT WIRA WACANA SUMBA CHRISTIAN UNIVERSITY dated June 30, 2020, and its financial performance and cash flows for the year then ended, in accordance with Indonesian Accounting Standards for Non-Publicly-Accountable Entities.

KANTOR AKUNTAN PUBLIK
LEONARD, MULIA & RICHARD

Jl. Hayam Wuruk No. 3W-3V, Jakarta 10120, Indonesia
☎ : 62-21-3458491
Fax : 62-21-3850029
e-mail : contactus.jakarta@kapimr.com

Other Matter

YAYASAN PERGURUAN TINGGI KRISTEN SATYA WACANA - UNIT WIRA WACANA SUMBA CHRISTIAN UNIVERSITY as at June 30, 2019 and for the year then ended, which are presented as corresponding figures to the financial statements as at June 30, 2020 and for the year then ended, were audited by us presenting qualified opinion regarding the Foundation has not recorded employee benefit obligations.



00231

Annex 4. Statement Letters of Environmental and Social Risk Guarantee



STATEMENT LETTER

The undersigned below:

Name: Dr. Maklon Felipus Killa, SE., M. Si
Position: Rector

Hereby declare that Universitas Kristen Wira Wacana Sumba as an Implementing Entity is ready to implement the Program for Improving the Adaptability and Resilience of Climate Change Based on the Elaboration of Local Wisdom in Strengthening Livelihood and Developing Social Forestry and will be responsible for any environmental risks caused by the implementation of the program.

This statement is made truthfully and to be used accordingly.

Waingapu, July 11th, 2022

A handwritten signature in blue ink is written over a circular stamp of the university. The stamp contains the text "UNIVERSITAS KRISTEN WIRA WACANA SUMBA" and "1983".

Dr. Maklon Felipus Killa, SE., M. Si

Annex 5. Profile of Universitas Kristen Wira Wacana Sumba

PROFILE UNIVERSITAS KRISTEN WIRA WACANA SUMBA

Wira Wacana Sumba was established in 1997 as the School of Economics. It is located in Waingapu, the capital of East Sumba regency on the island of Sumba. In 2015 it is upgraded to a university called Universitas Kristen Wira Wacana Sumba, or Unkriswina Sumba for short. Unkriswina Sumba is one of the universities under the management of Yayasan Perguruan Tinggi Kristen Satya Wacana Salatiga (YPTKSW Salatiga). This university has three (3) faculties; the Faculty of Business Economics and Humanities, the Faculty of Science and Technology, and the Faculty of Teacher Training and Education. There are ten departments as follows: (1) Management Department (2) Development Economics Department, (3) Mathematics Education Department (4) Biology Education Department (5) Law Department (6) Computer Science Department (7) Agribusiness Department (8) Applied Mathematics Department (9) Applied Health Science Department (10) Entrepreneurship Department. Unkriswina Sumba is also a center for entrepreneurship development.

As the only university on the island, Unkriswina Sumba has experienced numerous activities related to the local community. Various activities have been carried out in and out of campus to make sure that Unkriswina has played its role to contribute and participate in the community. For example, by assisting businesses or business units in various sectors in Sumba, especially East Sumba through higher education *tri dharma* activities (education & teaching, research, and community service). Through education, students are encouraged to study in classes as well as to contribute to the community. In particular classes, students are assigned to, for example, take data from the community, identify problems or issues in the community, and find solutions.

In research and community service activities, which are organized by Lembaga Penelitian dan Pengabdian kepada Masyarakat (LPPM), students and lecturers are hands in hand mostly in all activities. Lecturers are always encouraged to study issues and problems related to the local community and students are involved in that research. Research topics are not only related to the local community in general but also related to a specific group such as women. In community service activities, whether done based on research findings or based on the current particular situation, lecturers and students work together to present in and serve the community according to the respective aims of each activity. Most community service activities are related to sharing knowledge, learning activities, and capacity building in the targeted communities. These experiences create numerous partnerships between Unkriswina Sumba and local communities and groups, as well as with the local government.

In the last few years, the cooperation that has been built is not only limited to local and national partners but also with foreign partners, including Charles Darwin University – Australia, Handong Global University - South Korea, Mennonite Central Committee - USA, Goshen College – USA, and Hesston College – USA. This cooperation will certainly increase, both in quantity and quality in the future. This is in line with the increasingly open flow of information and the increasing desire for mutual needs among various institutions, both academic and non-academic. Therefore, the advantages and strengths possessed by Unkriswina Sumba need to be utilized as much as possible to capture the opportunities that exist in the external environment. On October 20-21, 2021, Unkriswina Sumba hosted the 3rd International Conference on Climate Change and Culture (ICCC) under the South-East Consortium which consists of several universities such as Unkriswina Sumba, Tribuana University-Alor, Nusa Cendana University-Kupang, Sam Ratulangi University-Manado, De La Salle University-Manila, Kupang Agricultural Polytechnic, Artha Wacana Christian University-Kupang, United Board for Christian Higher Education in Asia, Silliman University Philippines, Songkla University (Thailand), Vietnam National University, and Instituto Católico para a Formação de Professores. The objective of the implementation of the ICCC conference is to be a liaison between researchers, government, and other stakeholders in dealing with issues related to climate change that are discussed at the moment. In addition, the ICCC conference is a forum for providing good scientific public services to the government, private sector, and other public organizations regarding information related to the impacts of climate change.

Annex 6. Representation of Consortium Member



PROFILE of LEMBAGA PEDULI SEJAHTERA DAN LESTARI (PELITA) - SUMBA

GENERAL INFORMATION

Name: Lembaga Peduli Sejahtera dan Lestari (PELITA) Sumba

Head Office/Branch Sumba Tengah dan Sumba Barat :

Branch Sumba Timur

Jl. HR Horro Matawai Waingapu Sumba

Timur Sumba Timur - NTT

Telepon/Faximili: -

Email: lembaga.pelita@gmail.com,

yuliusopang@ymail.com Website : -

Contact Person : Yulius Opang, HP. 085 239 839 671, yuliusopang@ymail.com

Lembaga Peduli Sejahtera dan Lestari (PELITA) – Sumba is a Non-Governmental Organization (NGO) engaged in environmental conservation and improving community welfare. This institution was founded in 2005 by Yulius

VISION

The realization of democratic community welfare (men and women) by developing participatory values, transparency, collaboration and justice in the process of sustainable development and environmental management. To carry out this vision, the Sumba Pelita Institution has built existing collaborations to develop programs, including the following:

1. Strengthening Community Capacity Through Climate Smart Agricultural Technology to Improve Food Security as Adaptation and Mitigation Efforts Against Climate Change Disasters in East Sumba District – NTT
2. *Building a Productive and Sustainable Social Forestry Entrepreneur in the Provinces of NTB, NTT & Southeast Sulawesi (the consortium of Partnership, Pelita Sumba, Samantha and Lapak Sultra)*
3. “Optimizing the Management of the Kambaniru, Karendi, and Mangamba Katewel Watersheds through Environmental Conservation Actions and Community-Based Economic Improvement in the Regencies of East Sumba, Central Sumba, West Sumba and Southwest Sumba, East Nusa Tenggara Province (CIS Timor Consortium, Pelita Sumba, Koppesda, Yasalti , Sumba Pakta, YHS and Satu Visi
4. Towards Green Prosperity Central Sumba Landscape: Improving Community Livelihoods and Maintaining
5. El Nino Disaster Risk Reduction Central Sumba
6. Strengthening Community Capacity Through Climate Smart Agricultural Technology to Improve Food Security as Adaptation and Mitigation Efforts Against Climate Change Disasters in East Sumba District – NT

Annex 7. Curriculum Vitae Representation of Project Team (Contact Person)

CURRICULUM VITAE

A. Personal Identity

Name	Stepanus Makambombu
Address	Jl. Ikan Mas, Perumnas RT 40 RW 7, Kel Kambajawa, Waingapu - NTT
Current position	Director of Perkumpulan Stimulant Institute Sumba
E-mail address	makambombus@gmail.com
Mobile phone	08124608994

B. Education

1. Master of development studies (M.Sc), Satya Wacana Christian University, Central Java, Salatiga 2001;
2. Bachelor of Informatics (S.Kom), Duta Wacana Christian University, Yogyakarta 1998;

C. Work Experience

- 1 Institution : Director of Stimulant Institute Sumba, 2015 - now
- 2 Project : Technical officer village governance, poverty alleviation and support for local governance in the Nusa Tenggara Province (GTZ PROMIS-NT) GTZ PROMIS – NT, 2002 - 2005

D. Professional Experience

- 1 Project : Researcher of PT. SOLIDARITAS Consultindo, supported by World Bank: Assessment of constraints and opportunities for inclusive livelihoods in remote and lagging regions, in Southwest Sumba District, February – April 2022
 - 2 Project : Local researcher, Survey of household vulnerability, food security and social protection politics in Indonesia, conducting by Australian Research Council, 2017 - 2020
 - 3 Project : Short Term Consultant for The World Bank: Village Law and Public Service Complaints Handling, December 2016 – June 2017
- Project : Team leader, Research of planning, development, participative budgeting, Access-AusAid phase II-with local consortium institution , December 2013 – March 2014

E. Others Experience (Training and Trainers)

- 1 Client : Kementrian Desa, Pembangunan Daerah Tertinggal dan Transmigrasi
Periode : August – September 2015
- 2 Clients : Local NGOs in Sumba (Yayasan Pelita Sumba, Lembaga Koppesda, Yayasan Bahtera, Yayasan Alam Lestari, Yayasan Tananua, Sumba Integrated Development)
Period : 2006 - now

Involved in Training

1. ToT Grand Master Refresher Technical Assistants District, Ministry of Rural, Rural Development and Transmigration Jakarta, 19 – 24 Agustus, 2015
 2. *Regional Economic Development Manager*, Inwent, Berlin-Germany, 30 April – 14 Juli 2007;
-



Project Formulation Grant (PFG)

Submission Date: **08 November 2023**

Adaptation Fund Project ID :
 Country/ies : **Indonesia**
 Title of Project/Programme : **Improving the Adaptability and Resilience of Climate Changes based on the Elaboration of Local Wisdom in Strengthening Livelihood and Developing Community Forestry**
 Type of IE (NIE/MIE) : **NIE (National Implementing Entity)**
 Implementing Entity : **Kemitraan – The Partnership for Governance Reform**
 Executing Entity/ies : **1. Universitas Kristen Wira Wacana Sumba
 2. Pelita Sumba
 3. Perkumpulan Stimulant Institute Sumba
 4. Yayasan Sumba Sejahtera**

A. Project Preparation Timeframe

Start date of PFG	1 December 2023
Completion date of PFG	29 February 2024

B. Proposed Project Preparation Activities (\$)

Describe the PFG activities and justifications:

List of Proposed Project Preparation Activities	Output of the PFG Activities	USD Amount
Data collection for baseline and analysis for each component	Collected data required to set up the basis for argument formulation and programme justification in the proposal	\$ 13.793
Travel meetings required for data collection and consultation	Confirmation of assumptions and situation on the ground before programme document finalized	\$ 12.931
Expert hiring for proposal writing	Assist Kemitraan in writing and use of collected baseline data to justify programme and enhance the proposal	\$ 19.655
Focus Group Discussion with Multistakeholders	To receive feedback and input on the Goal, Objective, Outcome and Output of the proposal which to be submitted to AF, so as to ensure it is in line with the national programmes and strategies of climate change adaptation	\$ 3.621
Total Project Formulation Grant		\$ 50.000

C. Implementing Entity

This request has been prepared in accordance with the Adaptation Fund Board's procedures and meets the Adaptation Fund's criteria for project identification and formulation

Implementing Entity Coordinator, IE Name	Signature	Date (Month, day, year)	Project Contact Person	Telephone	Email Address
Laode M. Syarif, KEMITRAAN		November 7, 2023	Abimanyu S. Aji	+6221-22780580	abimanyu.aji@kemitraan.or.id