



## ADAPTATION FUND

AFB/PPRC.35/16  
17 March 2025

---

Adaptation Fund Board  
Project and Programme Review Committee  
Thirty fifth Meeting  
Bonn, Germany, 8-9 April 2025

Agenda Item 5i)

## PROPOSAL FOR PHILIPPINES

## Background

1. The Operational Policies and Guidelines (OPG) for Parties to Access Resources from the Adaptation Fund (the Fund), adopted by the Adaptation Fund Board (the Board), state in paragraph 45 that regular adaptation project and programme proposals, i.e. those that request funding exceeding US\$ 1 million, would undergo either a one-step, or a two-step approval process. In case of the one-step process, the proponent would directly submit a fully-developed project proposal. In the two-step process, the proponent would first submit a brief project concept, which would be reviewed by the Project and Programme Review Committee (PPRC) and would have to receive the endorsement of the Board. In the second step, the fully-developed project/programme document would be reviewed by the PPRC, and would ultimately require the Board's approval.

2. The Templates approved by the Board (Annex 5 of the OPG, as amended in March 2016) do not include a separate template for project and programme concepts but provide that these are to be submitted using the project and programme proposal template. The section on Adaptation Fund Project Review Criteria states:

*For regular projects using the two-step approval process, only the first four criteria will be applied when reviewing the 1st step for regular project concept. In addition, the information provided in the 1st step approval process with respect to the review criteria for the regular project concept could be less detailed than the information in the request for approval template submitted at the 2nd step approval process. Furthermore, a final project document is required for regular projects for the 2nd step approval, in addition to the approval template.*

3. The first four criteria mentioned above are:

- (i) Country Eligibility,
- (ii) Project Eligibility,
- (iii) Resource Availability, and
- (iv) Eligibility of NIE/MIE.

4. The fifth criterion, applied when reviewing a fully-developed project document, is:  
(v) Implementation Arrangements.

5. It is worth noting that at the twenty-second Board meeting, the Environmental and Social Policy (ESP) of the Fund was approved and at the twenty-seventh Board meeting, the Gender Policy (GP) of the Fund was also approved. Consequently, compliance with both the ESP and the GP has been included in the review criteria both for concept documents and fully-developed project documents. The proposal template was revised as well, to include sections requesting demonstration of compliance of the project/programme with the ESP and the GP.

6. At its seventeenth meeting, the Board decided (Decision B.17/7) to approve "Instructions for preparing a request for project or programme funding from the Adaptation Fund", contained in the Annex to document AFB/PPRC.8/4, which further outlines applicable review criteria for both

concepts and fully-developed proposals. The latest version of this document was launched in conjunction with the revision of the Operational Policies and Guidelines in November 2013.

7. Based on the Board Decision B.9/2, the first call for project and programme proposals was issued and an invitation letter to eligible Parties to submit project and programme proposals to the Fund was sent out on April 8, 2010.

8. The following fully-developed project/programme document titled “Harnessing the water-energy-food nexus to address and adapt to climate change impacts in Tawi-Tawi” was submitted for Philippines by the United Nations Industrial Development Organization (UNIDO), which is a Multilateral Implementing Entity of the Adaptation Fund.

9. This is the fifth submission of the fully developed project proposal, using the two-step submission process.

10. It was last resubmitted ahead of the thirty-eighth meeting as a project concept and the Board decided:

- (a) To endorse the concept note as supplemented by the clarification responses provided by the United Nations Industrial Development Organization (UNIDO) to the request made by the technical review;*
- (b) To request the secretariat to notify UNIDO of the observations in the review sheet annexed to the notification of the Board’s decision, as well as the following issues:*
  - (i) The fully developed project proposal should demonstrate compliance with the Fund’s Environmental and Social Policy and Gender Policy and place more emphasis on the participation of women in decision-making and direct management of resources of this project;*
  - (ii) The fully developed project proposal should reconfirm specific targets for the concrete investments, based on the findings of the feasibility study;*
  - (iii) The proponent should further elaborate on the complementarities, coherence and synergies with other relevant projects and initiatives in the country;*
- (c) To request UNIDO to transmit the observations under subparagraph (b) to the Government of Philippines;*
- (d) To encourage the Government of Philippines to submit, through UNIDO, a fully developed project proposal that would also address the observations under subparagraph (b), above.*

**(Decision B.38/25)**

11. The current submission was received by the secretariat in time to be considered in the forty-fourth Board meeting. The secretariat carried out a technical review of the project proposal, assigned it the diary number AF00000297, and completed a review sheet.

12. In accordance with a request to the secretariat made by the Board in its 10th meeting, the secretariat shared this review sheet with UNIDO and offered it the opportunity of providing responses before the review sheet was sent to the PPRC.

13. The secretariat is submitting to the PPRC the summary and, pursuant to decision B.17/15, the final technical review of the project, both prepared by the secretariat, along with the final submission of the proposal in the following section. In accordance with decision B.25.15, the proposal is submitted with changes between the initial submission and the revised version highlighted.



## ADAPTATION FUND BOARD SECRETARIAT TECHNICAL REVIEW OF PROJECT/PROGRAMME PROPOSAL

PROJECT/PROGRAMME CATEGORY:

---

**Country/Region:** Philippines  
**Project Title:** Harnessing the water-energy-food nexus to address and adapt to climate change impacts in Tawi-Tawi  
**Thematic Focal Area:** Water management  
**Implementing Entity:** United Nations Industrial Development Organization (UNIDO)  
**Executing Entities:** United Nations Industrial Development Organization (UNIDO), Mindanao Development Authority (MinDA)  
**AF Project ID:** AF00000297  
**IE Project ID:**  
**Reviewer and contact person:** Alyssa Gomes

**Requested Financing from Adaptation Fund (US Dollars):** 9,964,271  
**Co-reviewer(s):** Neranda Maurice-George

### Technical Summary

The project “Harnessing the water-energy-food nexus to address and adapt to climate change impacts in Tawi-Tawi” aims to support communities in Tawi-Tawi in securing climate-resilient water access in a gender-responsive manner. It particularly seeks to increase adaptive capacity of the communities in Sibutu and Sitangkai, through provision of reliable, climate resilient access to water infrastructure and services. This will be done through the five components below:

Component 1: Deployment of a resilient water supply systems integrated with existing RE infrastructure in Tawi-Tawi (USD 6,045,000).

Component 2: Capacity building for sustainable water management (USD 1,034,000)

Component 3: Building island's communities resilience (USD 1,618,000)

Component 4: Knowledge management and scaling (USD 355,000).

Requested financing overview:

Project/Programme Execution Cost: USD 159,940

Total Project/Programme Cost: USD 9,211,940

Implementing Fee: USD 780,611

	<p>Financing Requested: USD 9,003,493</p> <p>The initial technical review raises several issues, such as the need for more details on the project activities, the quantification of the economic, social and environmental benefits, the justification of cost-effectiveness and sustainability of the proposed measures, compliance with ESP and GP, as is discussed in the number of Clarification Requests (CRs) and Corrective Action Request (CAR) raised in the review.</p> <p>The second technical review finds that there are several CARs and CRs still to be addressed related to compliance with ESP, budget adjustments, strengthening the concreteness of adaptation actions to assist project community in climate change adaptation; efforts on consultations and engagements and synergies with other projects among others as discussed in the number of remaining CRs and CARs to be addressed.</p> <p>This third technical review found that a number of CARs and CRs are still to be addressed in the proposal these relate to adequately addressing USPs, further elaboration of newly inserted activities and components, adaptive management etc., as discussed in the remaining CARs and CRs.</p> <p>The fourth technical review concluded that most of the issues have been successfully addressed. However, two key matters remain unresolved: the identification of the Executing Entity (EE) partner and the need for an updated detailed budget that includes all costs, specifically the Implementing Entity (IE) fee and the EE costs.</p> <p>The fifth technical review finds the previously-pending CARs to have been addressed.</p>
Date:	10 March 2025

Review Criteria	Questions	Initial Technical Review (10 Aug 2023)	Second Technical Review (22 July 2024)	Third Technical Review (30 August 2024)	Fourth Technical Review (23 January 2025)	Final (Fifth) Technical Review (5 March 2025)
Country Eligibility	1. Is the country party to the Kyoto Protocol or the Paris Agreement?	Yes.	-	-	-	-
	2. Is the country a developing	Yes.	-	-	-	-

	country particularly vulnerable to the adverse effects of climate change?	The Philippines has experienced an increase in damaging extreme events, such as heavy rainfall and tropical cyclone activity in recent decades, and this trend is expected to continue under a changing climate. Sea-level rise is also occurring at an above-average rate for some parts of the Philippines, exposing up to one million people to flooding from rising sea levels by 2070–2100.				
Project Eligibility	1. Has the designated government authority for the Adaptation Fund endorsed the project/progr	<b>Yes.</b>  As per the endorsement letter dated 20 December 2022.	-	-	<b>Yes.</b>  A revised LOE dated 17 January 2025 is provided.	-

	amme?					
	2. Does the length of the proposal amount to no more than One hundred (100) pages for the fully-developed project document, and one hundred (100) pages for its annexes?	<p><b>No.</b></p> <p>The length of the main proposal document is 70 pages. The annexes exceed 100 pages. The total length of the proposal document is 283 pages.</p> <p><b>CAR1:</b> Please ensure that the document complies with the maximum pages (100 pages for the main proposal document and 100 pages for the annexes). Some extra information is required to be included in the main text of the proposal (see relevant CRs and CARs below). Please limit the annexes to a maximum of</p>	<p><b>Yes.</b></p> <p>The length of the main proposal is 98 pages while the annexes amount to 31 pages.</p>	<p><b>No</b></p> <p>The main proposal is 110 pages long and the annexes amount to 124 pages.</p> <p><b>CAR1:</b> Please ensure that the document complies with the maximum pages (100 pages for the main proposal document and 100 pages for the annexes)</p>	<b>CAR1: Cleared.</b>	-



		100 pages, focusing on the information needed. Please also clearly number the annexes and correct their link in the table of content.				
	3. Does the project / programme support concrete adaptation actions to assist the country in addressing adaptive capacity to the adverse effects of climate change and build in climate resilience?	<p><b>Unclear.</b></p> <p>The project targets two island municipalities (Sitangkai and Sibutu), with most concrete adaptation actions to be implemented under Component 1. Overall, many of the activities described in Part II- Section A are not sufficiently detailed for a fully-developed proposal.</p> <p><b>CAR2:</b> Please provide more details on the</p>	<p><b>Unclear.</b></p> <p>The revised proposal is structured in a way that logically addresses the primary needs—water security, community capacity, and knowledge dissemination. The linkages between expected outputs and desired outcomes are generally clear. Each component is tied to specific, measurable outputs and outcomes, providing a clear roadmap for</p>	<p><b>CAR2: Partially cleared.</b></p> <p><b>Specific Strategies for Seaweed Farming under Climate Stress: Partially addressed.</b></p> <p>The insertion of component 3. Building island's communities resilience is well noted. The following additional considerations should be factored in the updated version of the proposal.</p> <p>1. The proposal</p>	<p><b>CAR2: Cleared (Pages 44-51).</b></p> <p>The revised proposal provides detailed cost elements for establishing two floating nursery centers with supporting infrastructure and training programs. The nurseries are designed for acclimatizing seedlings, not for intensive tissue culture or high-tech operations, reducing costs. In-kind contributions, such as land, lower financial</p>	-

		<p>activities to be undertaken in each of the project components with a clear outlining of the rational for each activity, more details on how they will be implemented and by whom where feasible, and how they will lead to the expected outputs and outcomes.</p> <p>Under component 1, the project will install a desalination plant of 1000m<sup>3</sup>/day in Sitangkai island, install demonstration pilots for improved communal rainwater harvesting systems and upgrade the water distribution</p>	<p>implementation and expectations. However, some components, such as specific innovations in seaweed farming under climate stress, are not articulated to enhance clarity and ensure comprehensive coverage of all identified challenges.</p> <p>The following components are better explained in the revised proposal:</p> <p><b>Water Infrastructure and Management:</b> Deployment of Resilient Water Supply Systems: The focus on integrating resilient water systems with renewable</p>	<p>budgets USD300,000 for 3.1.2 which is piloting the seaweed farming the detailed budget presented at table G yet in Part II A, indicates that “One nursery center will be built as demo facility in each island to provide new-generation seedlings to farmers,” as well as to “to pilot proposed actions for improved seaweed farming” , please justify the sufficiency of the budget allocated for the proposed</p>	<p>requirements. Reference to UNIDO's experience in Indonesia demonstrates feasibility within the given budget.</p> <p>USP compliance mechanisms, including the ESMF, are mentioned. Both floating nurseries and IMTA (Integrated Multi-Trophic Aquaculture) are classified as partially unidentified. The compliance plan includes a clear elaboration on why exact locations and species are not finalized, tied to assessments during initial project phases. The project will use an Environmental</p>	
--	--	---	---	---	--	--

		<p>system in both islands, as the main investments to address complex water issues. The theory of change is clear and it's likely that the project activities will lead to an improvement in the water supply and water quality in both islands, although it is unclear to what level. However, the description of the activities lacks important details for such a complex and infrastructure-focused project.</p> <p><b>CR1:</b> The proposal refers to a water feasibility study, please provide some background on the study, and a summary of its</p>	<p>energy infrastructure is a strong response to water scarcity exacerbated by climate change, sea level rise, and rainfall variability.</p> <p><b>Desalination and Water Distribution:</b> Establishing a desalination plant and upgrading water distribution systems directly tackles the issue of saltwater intrusion and ensures a sustainable supply of freshwater, crucial for both drinking and agricultural use.</p> <p><b>Gender and Social Equity:</b> The emphasis on designing and implementing gender-responsive water</p>	<p>activities under 3.1.2. Alternatively, please revise the proposal to reflect as needed.</p> <p>2. Since the pilot actions are to be identified they are considered USPs. Please follow the USP guidance at <a href="https://www.adaptation-fund.org/document/guidance-document-for-project-programme-with-unidentified-sub-projects/">https://www.adaptation-fund.org/document/guidance-document-for-project-programme-with-unidentified-sub-projects/</a> and update the section as needed.</p> <p><b>Cultural Sensitivity and Community Engagement:</b></p>	<p>and Social Management Framework (ESMF) for USP oversight, including strict compliance with AF Environmental and Social Policy (ESP) and Gender Policy (GP).</p> <p>Seaweed farming strategies and long-term diversification plans are comprehensive and community-focused. Introduction of new species (e.g., Ulva, Caulerpa) and IMTA systems to broaden income streams. Engagement of women and indigenous communities in nurseries and value chains is</p>	
--	--	---	---	--	--	--

		<p>main conclusions. Specifically, the proposal refers to projected increase of the water needs, including based on projected increase of the population, without specifying a time span. Please provide a summary of the specific scenarios and projections considered as a basis for defining the proposed measures. Please also provide details for how the increased needs of freshwater for the seaweed farming were taking into account.</p> <p><b>CR2:</b> Please justify the following</p>	<p>and sanitation infrastructure promotes gender equality and empowers women, aligning well with the differentiated impacts of climate change on gender groups.</p> <p><b>Capacity Building and Awareness:</b> The components focused on operationalizing water service management systems and strengthening local governments' capacities in water management and climate adaptation are vital for building long-term resilience and ensuring sustainable project outcomes.</p>	<p><b>Addressed.</b> Based on the insertions throughout the proposal and in the response sheet to the second technical review.</p> <p><b>Coastal zone management: partially addressed.</b></p> <p>Output 2.2 is noted as well as the information in the response sheet that “the details will be specified in the project inception phase, based on coastal risk analysis.” Based on the description output 2.2 will contain USPs. At the fully developed proposal stage, the following is required for compliance with</p>	<p>mentioned.</p> <p><b>During implementation, the lessons collected from the pilot results should play a role in influencing scaling-up strategies.</b></p>	
--	--	--	--	---	--	--

		<p>statement: “<i>In Sibutu, the groundwater reserves are sufficient for current and future needs of the communities.</i>” Please provide references to studies that substantiate such finding, clarifying if any assessment was done taking into account recharge capacity in future climate conditions.</p> <p>Component 2 and 4 both relate to capacity and awareness raising activities. The activities in these components are not details to a sufficient level for a fully-developed proposal.</p>	<p><b>Knowledge Management and Scaling Up:</b> Documentation and dissemination of knowledge, as well as consultation for scaling up, are crucial for replicating successful strategies in similar vulnerable regions, enhancing broader regional resilience.</p> <p><b>Omission of livelihood activities in the revised proposal:</b> Seaweed farming activities are removed under component. However, given that project still intends to focus on the role of women in the</p>	<p>AF policies on USPs including ensuring that the project includes an acceptable justification for the USPs; that the ESMP includes a detailed and budgeted process for ESP and GP compliance for each USP; identifies roles and responsibilities for apply ESP and GP compliance processes to the USP. Please address in the proposal as well as in the ESMP. USP guidance available at <a href="https://www.adaptation-fund.org/document-for-project-programme-with-unidentified-sub-">https://www.adaptation-fund.org/document-for-project-programme-with-unidentified-sub-</a></p>	
--	--	---	--	---	--

		<p>There's also a lack of clarity as to why some activities are needed and how they will lead to the expected outputs.</p> <p><b>CR3:</b> Please clarify why both components are separate and consider if a restructuring is suitable. Please also provide more details on the activities to be undertaken in each of these components with a clear outlining of their rational and how they will lead to the expected outputs and outcomes.</p> <p>Component 3 focuses on the upgrade of seaweed farming processes. It is unclear how the proposed</p>	<p>seaweed farming value chain, its communities and hence empowering women to fully participate in, benefit from and take leadership in the seaweed value chain, the omission of all activities under component 3 seem unjustified, as they would indeed contribute to better quality of life of seaweed farmers and a sustainable seaweed industry for vulnerable groups (women, indigenous populations).</p> <p><b>CAR2: Not cleared.</b> The project addresses resilience primarily through infrastructure but</p>	<p><a href="#">projects/</a>.</p> <p><b>Long-Term Economic Diversification: partially addressed.</b> The additional information provided under Component 3 is noted. However, please review the proposal to ensure that the proposed activities are consistently reflected, e.g. pearl farming is reflected</p> <p><b>Land acquisition: Addressed.</b></p> <p>Support letter for acquisition of 1 hectare of land included in proposal package as Annex D.</p> <p><b>CR1: Partially</b></p>	<p><b>CR1: Cleared (Pages 38-43)</b></p> <p>The project supports the establishment of water districts in Sitangkai and Sibutu as legal entities responsible for operation of water infrastructure, monitoring of groundwater quality and levels and regulation of</p>	
--	--	---	---	---	---	--

		<p>measures under this component will address the climate change impacts mentioned in the proposal, in particular the ice-ice disease. In addition, it seems that activity 3.1.1 may include unidentified subprojects (USP). The scale of funding requested for this component does not seem suitable (too low) to achieve its objectives.</p> <p><b>CR4:</b> Please provide better description of this component and its activities, articulating how they will address the main climate impacts and justifying the scale of funding will be adequate.</p>	<p>may not fully incorporate broader climate adaptation strategies that consider future changes in climate patterns affecting water availability and quality. <b>The following areas are either missing or needing enhancement in the project components:</b></p> <p><b>Specific Strategies for Seaweed Farming under Climate Stress:</b> While the proposal mentions the impact of rising sea temperatures on seaweed productivity, it lacks detailed strategies for adapting seaweed farming</p>	<p><b>cleared.</b></p> <ol style="list-style-type: none"> <li>1. Heath related adaptation measures : <b>Addressed</b>, through 2.3.2. Introduction of health-related adaptation measures at page 44 of the proposal.</li> <li>2. Policies and practices that regulate water use, promote water conservation, and enhance the resilience</li> </ol>	<p>water use in coordination with LGUs. A commitment to compliance with national and local legislation is included: Water Code of the Philippines, governing ownership, utilization, and protection of water resources; Requirement for Environmental Compliance Certificates (ECC) and water permits and Coordination with the Bangsamoro Organic Law for BARMM. <b>While the legal framework is clear, the project will need to monitor how enforcement of water use policies will be ensured in</b></p>	
--	--	---	--	--	--	--

		<p>Please clarify the estimated number of beneficiaries for this component. Please also clarify what type of strategies will be developed and implemented under activity 3.1.1. and recognize the use of USP where needed. Please refer to the Fund's guidance for the use of USPs as needed: <a href="https://www.adaptation-fund.org/wp-content/uploads/2021/05/Updated-guidance-on-USPs-.pdf">https://www.adaptation-fund.org/wp-content/uploads/2021/05/Updated-guidance-on-USPs-.pdf</a></p> <p>Component 5 presents very general plans for scaling up with very little detail.</p> <p><b>CR5:</b> Please</p>	<p>practices to these changing conditions. Developing heat-resistant seaweed strains or innovative aquaculture techniques could be critical.</p> <p><b>Cultural Sensitivity and Community Engagement:</b> While the project aims to be inclusive, it is crucial to involve the Badjao and other indigenous communities from the planning phase to implementation. Their traditional knowledge and specific needs are not integrated into the revised project design to ensure that interventions are culturally</p>	<p>of water infrastructure to climate impacts. <b>Partially addressed</b>, through information provided in Part II, Section C Output 2.1. However, the section focuses on monitoring only and training of staff to monitor, it does not show how the resource will be regulated, water conservation</p>	<p><b>practice (e.g., penalties for non-compliance, grievance mechanisms) during implementation</b> .</p> <p><b>CR2: Cleared (Pages 39-40)</b></p> <p>Activity 2.1.3 includes the development of adaptive management plans for groundwater monitoring. Plans will be developed and adjusted annually based on monitoring results, considering: Real-time data; External factors (e.g., seasonal variability, extraction rates); Stakeholder input. Adaptive plans will likely</p>	
--	--	--	---	---	---	--



		<p>improve the description of this component and its activities. More clarity on how this will build on the results of the AF project, use the M&amp;E outcomes etc. are needed. Also, more details should be provided regarding the regional and international stakeholders and the nature of the consultations that will be undertaken.</p>	<p>appropriate and effectively address their unique challenges.</p> <p>On page 21, the proposal mentions "...the low-lying setting of the islands surrounded by water and relatively exposed to predominant wind makes them susceptible to storm surge and sea level rise."</p> <p><b>Coastal zone management:</b> Given the ecological sensitivity of Tawi-Tawi's coastal zones, incorporating a component that specifically addresses coastal management could enhance</p>	<p>promoted and resilience of water infrastructure to climate impacts will be addressed. Please provide supplemental information in the updated proposal.</p> <p>3. Community-Based Adaptation Strategies: <b>Addressed</b> through information provided in Output 3.2 specifically as well as other sections</p>	<p>include: Water resource assessments; Water demand management strategies; Climate impact observations and Contingency plans.</p>	
--	--	---	--	---	--	--

		<p>ecosystem resilience, cost-effectiveness and sustainability of the inventions proposed. This might include - mangrove reforestation, climate resilient infrastructure management, policies and practices that regulate water use, promote water conservation, and enhance the resilience of water infrastructure to climate impacts etc.</p> <p><b>Long-Term Economic Diversification:</b> While improving seaweed farming is beneficial, considerations of broader economic diversification</p>	<p>of the proposal.</p> <p>4. Need for increased freshwater r: <b>Address ed</b> through information provided in section J.</p> <p><b>CR2: Partially cleared.</b>  <b>1. Addressed</b> through activity 1.1.1.  <b>2. Addressed</b> through activity 1.1.1.  <b>3. Partially addressed</b> Through 2.1.3 monitoring will be conducted. However, the adaptive management plan is not reflected in the description at page 43, please clarify in the</p>	<p><b>CR3 and CR4: Cleared. (Page 87, Annex A)</b> Annex A provides a comprehensive explanation of the processes, safeguards, and measures to address the inclusion, evaluation, and monitoring of Unidentified Sub-Projects (USPs). USPs will undergo regular monitoring, reporting, and evaluations by</p>	
--	--	---	--	--	--

			<p>strategies (e.g, Fish and Shellfish Farming, pearl farming, community-based eco-tourism, Agriculture and Horticulture etc.) could reduce the community's vulnerability to future climate impacts. This might involve supporting alternative livelihoods that are less climate-dependent.</p> <p><b>Land acquisition:</b> On page 30 of the proposal it was indicated that Annex D contains permission from LGU of Sitangkai to donate the required land for the project to set up the infrastructure.</p>	<p>proposal that this will be done.</p> <p><b>CR3 and CR4: Not cleared.</b> Although additional information has been provide including the seaweed farming activity with a focus on the economic and social benefits to women, the proposal does not adequately treat with USPs, additionally the costs allocated to the programme seems less than adequate to be impactful. Please refer to CAR 2 above.</p>	<p>an Environmental and Social (E&amp;S) specialist in the PMU.</p>	
--	--	--	--	---	---	--

			<p>However, Annex D of the project is the endorsement for the project to be submitted to the AF not a commitment to donating land for the project. Please provide evidence of this commitment as this is a critical to project effectiveness component of the project.</p> <p><b>CR1: Not cleared.</b> The findings and recommendations of the water study are well presented on pages 19-22. However, based on the findings and recommendation from the water study, the following activities are not sufficient</p>			
--	--	--	---	--	--	--

			<p>reflected in the proposal:</p> <ol style="list-style-type: none"> <li>1. Health-Related Adaptation Measures : With climate change impacting water quality and increasing health risks, integrating public health measures , particularly focusing on water-borne diseases and ensuring clean drinking water, would strengthen</li> </ol>			
--	--	--	---	--	--	--

			<p>n the proposal.</p> <p>2. Policies and practices that regulate water use, promote water conservation, and enhance the resilience of water infrastructure to climate impacts.</p> <p>3. Community-Based Adaptation Strategies: Train and involve community members in conservation efforts,</p>			
--	--	--	---	--	--	--

			<p>monitoring, and maintenance activities, and potentially integrate indigenous knowledge systems with modern practices.</p> <p>4. The study does not provide details for how the increased needs of freshwater for the seaweed farming were taken into account.</p> <p><b>CR2: Not cleared.</b> The</p>			
--	--	--	--	--	--	--

			<p>section pages 26-27 do not sufficiently clarify whether the expert assessment included projections on groundwater recharge rates and considers future climate scenarios. If not, this is a significant oversight that could jeopardize the long-term sustainability of the water supply as climate conditions evolve.</p> <p><b>Additionally, please clarify the following considerations:</b></p> <ol style="list-style-type: none"><li>1. A detailed climate impact assessment that includes modeling</li></ol>			
--	--	--	--	--	--	--



			<p>groundwater recharge under different climate scenarios to understand how potential changes in precipitation patterns, temperature, and sea-level rise could affect groundwater levels and quality.</p> <p>2. Integration of advanced hydrological models that account for climate</p>			
--	--	--	--	--	--	--

			<p>variability and potential changes in land use, helping to predict future water availability more accurately.</p> <p>3. It would be prudent to include a component in the project dedicated to ongoing monitoring of groundwater quality and levels, coupled with an adaptive manage</p>			
--	--	--	--	--	--	--

			<p>ment plan that can respond to any negative trends or unforeseen issues related to water supply sustainability.</p> <p><b>CR3 and CR4: Not cleared.</b>  Component 2 and part of Component 4 are merged into one component. Knowledge management has been included in the new Component 3.</p> <p>Component 3 is revised to 'Knowledge management and scaling up'. While the outlined activities</p>			
--	--	--	--	--	--	--

			<p>under Component 3 (pages 40-43) focus on important aspects of knowledge management and stakeholder engagement, they do not adequately address the technical needs specific to upgrading seaweed farming processes or tackling climate-related diseases like ice-ice in these areas that could significantly strengthen the project's impact on the resilience of seaweed farming communities in Tawi-Tawi. This omission could leave a critical component of climate resilience for</p>			
--	--	--	--	--	--	--

			<p>seaweed farming communities (including economic, social benefits to the target group – women seaweed farmers) unaddressed.</p> <p><b>CR5: Cleared,</b> as per the consultation reports in Annex B. The project is aligned with SRF outcomes 2,3,4,6,8.</p>			
	<p>4. Does the project / programme provide economic, social and environmental benefits, particularly to vulnerable communities, including gender considerations, while avoiding or</p>	<p><b>Unclear.</b></p> <p>The project proposal states that the project will directly benefit 71,562 people (with gender disaggregated estimates) and indirectly benefit 150,000 people. It also provides a short qualitative outline of the</p>	<p><b>Unclear.</b></p> <p><b>CAR3: Not cleared.</b></p> <p>The proposal mentions that the Badjaos living on the islands are disproportionately affected by water scarcity. However, the proposed activities are</p>	<p><b>CAR 3: Cleared.</b></p> <p>The clarification with the sentence on Paragraph 1 under Gender issues section with the 5<sup>th</sup> paragraph has been resolved. Additionally, the proposal has been updated to reflect how it will impact all</p>	-	

	<p>mitigating negative impacts, in compliance with the Environmental and Social Policy and Gender Policy of the Fund?</p>	<p>economic, social and environmental benefits expected to be delivered. Overall, the level of detail in this section is not sufficient for a fully-developed proposal.</p> <p>While the proposal clearly states that there are informal settlers and Indigenous People (Badjados) in the two islands, it does not specifically identify any marginalized and vulnerable groups or Indigenous People communities in the target areas or specify particular benefits provided by the project to</p>	<p>limited to design of the pilot rainwater harvesting systems and pilot sanitation systems that utilize to the extent possible local indigenous knowledge and experience. The project components and activities do not reflect specific activities that IPs will benefit from and how they will be engaged in the project activities. In this respect while the proposal addresses gender considerations more clearly, it does not sufficiently provide the complete picture of composition of the social and gender groups and sub-groups</p>	<p>stakeholders for fully throughout the proposal.</p>		
--	---	--	---	--	--	--

		<p>those groups. In addition, the Gender Assessment and draft Gender Action Plan (GA and GAP) provided in Annex 6 provides a description of the context in Philippines and the situation of girls and women with a list of national laws and policy, however, the assessment is based mostly on desktop review and consultation with officials. An in-depth gender responsive consultation didn't seem to have taken place and is actually the key recommendation of the gender assessment. Please note that the preparation for a fully-</p>	<p>that will be engaged in and benefit from the project activities.</p> <p>Additionally, Paragraph 1 under Gender issues section on page 19 of the proposal is in direct contravention with the information presented in the paragraph 5 of the section on the findings of the focused groups. Please rationalize.</p> <p><b>CAR4: Cleared.</b> Quantified estimates are provided on pages 42-43.</p> <p><b>CAR5: Cleared.</b> Gender considerations are mainstreamed across project components and</p>	<p><b>CR6: Cleared.</b></p> <p>Based on information provided at Part II, Section C, of the proposal on the Willingness and capacity to pay for water.</p>	
--	--	---	---	---	--

		<p>developed proposal is expected to already have undertaken a detailed gender-responsive consultation and more in depth-recommendations specific gender-responsive activities are expected to be included in the project design.</p> <p><b>CAR3:</b> Please specify the composition of the social and gender groups and sub-groups that will be engaged in and benefit from the project activities and identify particularly vulnerable groups, including any marginalized groups or indigenous people in the project target</p>	<p>outcomes gender consultations carried out in Feb 2024 are described on pages 58-68.</p> <p><b>CR6: Not cleared.</b> The proposed fee structure on pages 42-43 appears to be reasonable and cost-effective based on the following points:</p> <ol style="list-style-type: none"> <li>1. It significantly reduces the cost of water for households (Households would save 30 PhP per 20-L container, which is a</li> </ol>			
--	--	---	---	--	--	--



		<p>areas and specify the benefits by the project to these groups.</p> <p><b>CAR4:</b> Please provide quantified estimates of the outlined benefits in all three areas (economic, social and environmental). Please also clarify how the numbers for direct and indirect beneficiaries were estimated.</p> <p><b>CAR5:</b> It is expected that the fully-developed proposal includes more concrete recommendations on gender responsive activities, based on gender responsive consultations</p>	<p>significant reduction)</p> <p>2. The fee structure aims to ensure equitable access by introducing varied prices depending on location and access type. The zero-cost tariff for the most vulnerable groups ensures that they have access to safe drinking water without financial burden.</p> <p>3. The</p>			
--	--	---	--	--	--	--

		<p>with the target communities and project beneficiaries. Please revise the proposal accordingly and outline how these recommendations have been integrated in the project activities.</p> <p>In Component 2, the proposal states that <i>“By ensuring collection of fees by the Water Districts, these may be able to secure funding for proper maintenance of the systems, scale up of the desalination plant capacity and expand water distribution systems to level 3 on both islands. Eventually, when the full-scale</i></p>	<p>overall economic savings (637,000 USD/year ) indicate that the fee structure is cost-effective at a community level.</p> <p>4. The zero-cost tariff for the most vulnerable groups ensures that they have access to safe drinking water without financial burden.</p> <p>5. Ensuring a budget for operations and maintena</p>			
--	--	--	--	--	--	--

		<p><i>system will be developed (desalination capacity of 4,000 CMD), the water rates could be further reduced.”</i></p> <p>It is unclear who will then benefit from the desalinated water, and if these would correspond to the most vulnerable communities within the islands.</p> <p><b>CR6:</b> Please clarify how the fee structure for the water management system will be established, and who could afford the proposed rates. Please also clarify how the project will ensure the equitable distribution of benefits to vulnerable</p>	<p>nce (O&amp;M) expenditures (1.5 million USD, ca. 25% of the yearly budget) and further development (0.9 million USD, ca. 15% of the budget) for long-term sustainability.</p> <p>Nevertheless, please consider integrating the following recommendations:</p> <ol style="list-style-type: none"> <li>1. Provision to regularly assess the affordability</li> </ol>			
--	--	--	---	--	--	--

		communities, households, and individuals.	<p>ty of the water tariffs to ensure they remain within the financial reach of all households.</p> <p>2. Communication strategy of the fee structure and the reasons behind it to the community to ensure transparency and acceptance.</p> <p>3. Periodically evaluate the economic and social impacts</p>			
--	--	---	--	--	--	--

			<p>of the fee structure to make necessary adjustments and improvements.</p> <p>4. Engagement with the community to gather feedback on the fee structure and address any concerns that may arise.</p>			
	5. Is the project / programme cost effective?	<p><b>Unclear.</b></p> <p>The proposal provides a logical explanation and cost analysis of the selected desalination technology only</p>	<p><b>CR7: Cleared,</b> as per the additional information on pages 44-51.</p>	-		

		<p>with and some indication from the sustainability point of view. It does not however include a comparison to other possible measures that could have taken place to help adapt and build resilience. No analysis of the other measures (water distribution, rain harvesting etc) are presented. Proposed options under component 3 are also not justified. <b>Please also see CR4.</b></p> <p>The proposal mentions scaling up of the desalination plants in the future to cover increasing needs in the islands. However, no analysis of the</p>				
--	--	---	--	--	--	--

		<p>effectiveness of the proposed options are presented, or an indication on how much of the scale of the problems will the proposed measures address.</p> <p><b>CR7:</b> Please demonstrate the effectiveness of the proposed measures in addressing the scale of the problems and include quantitative comparative analysis of the cost effectiveness of the main proposed measures in the project (in all components) to other possible interventions that could have taken place to help adapt and build</p>				
--	--	---	--	--	--	--

		resilience in the same sector and geographic region.				
	6. Is the project / programme consistent with national or sub-national sustainable development strategies, national or sub-national development plans, poverty reduction strategies, national communications and adaptation programs of action and other relevant instruments?	<b>Yes.</b>  The project is aligned with all relevant national policies and strategies, including the NDC, National Framework Strategy on Climate Change, and National Climate Change Action Plan (equivalent to the NAP)	-	-	-	
	7. Does the project / programme meet the relevant national technical	<b>Unclear.</b>  The proposal document lists a number of national technical	<b>CAR6: Cleared,</b> as per the information provided on pages 54-55.  The project's	-	-	-



	<p>standards, where applicable, in compliance with the Environmental and Social Policy of the Fund?</p>	<p>standards that the project needs to comply with, however does not outline how the project will do so.</p> <p><b>CAR6:</b> Please state in detail how the project will ensure compliance with the relevant technical standards, as required by national legislation: i.e. outline the steps taken to comply with the standards and the nature of the authorization/clearance granted for the project to be implemented.</p>	<p>commitment to meet PNSDW standards ensures that the drinking water quality is compliant with national health guidelines. Procuring the ECC through submission of the EIA study and adherence to PEISS guidelines ensures environmental impacts are considered and managed. Securing permits from relevant government agencies is crucial for the lawful operation of water districts and management of water resources. Support from the project executing partner to LGUs will facilitate this process. Regular</p>			
--	---	---	---	--	--	--

			water sampling and analysis by the water districts will ensure ongoing compliance with water quality standards and address any issues promptly.			
	8. Is there duplication of project / programme with other funding sources?	<p><b>Unlikely.</b></p> <p>The proposal identifies a number of relevant projects outlining the lack of overlap and potential synergies. The list only focuses on local or national projects. Regional projects can also be useful to build on lessons learned.</p> <p><b>CR8:</b> Please consider potential synergies with the regional GEF project “Blue Horizon: Ocean</p>	<p><b>CR8: Not cleared.</b></p> <p>Please include a justification as to why no synergies are relevant with the GEF project “Blue Horizon: Ocean Relief through Seaweed Aquaculture, as both projects seem to focus on integrated water management strategies that benefit seaweed aquaculture, ensure that gender and social inclusion are prioritized. policy advocacy</p>	<p><b>CR8: Cleared.</b></p> <p>Additional information provided in review sheet as well as changes in the project design adding a new Component 3 with synergies with the Blue Horizon project as well as information provided at Part II, Section F and Section G on Knowledge Management. .</p>	-	-

		Relief through Seaweed Aquaculture” that includes the Philippines.	to create an enabling environment for sustainable water management and seaweed farming etc.			
	9. Does the project / programme have a learning and knowledge management component to capture and feedback lessons?	<p><b>Yes, but more information is needed.</b></p> <p>The project has several activities related to knowledge management and awareness raising, however it is not clear in the proposal how the project will keep track of experiences gained and analyze them periodically to enrich the global, national and local knowledge on climate change adaptation and</p>	<p><b>CR9: Cleared,</b> as per the details on pages 59-60.</p>	-	-	-

		<p>to accelerate understanding about the effectiveness of the interventions.</p> <p><b>CR9:</b> Please further elaborate on details of the mentioned knowledge management strategy, in particular please outline how will the project collect, and distribute data and lessons learned, specifying which particular data and lessons.</p>				
	10. Has a consultative process taken place, and has it involved all key stakeholders, and vulnerable groups, including	<p><b>Unclear.</b></p> <p>Broad consultation with stakeholders took place at concept, full proposal stages. A list of stakeholders consulted as well as the scope and</p>	<p><b>CR10: Not cleared.</b> Please see CR above regarding IP engagement.</p> <p><b>CR11: Cleared,</b> a revised ESIA is provided in Annex A.</p>	<p><b>CR10: Cleared.</b></p> <p>Based on additional information provided throughout the proposal.</p>	-	-

	<p>gender considerations in compliance with the Environmental and Social Policy and Gender Policy of the Fund?</p>	<p>outcomes of consultation can be found on pages 40-46 and in the consultation report for the Environmental and Social Impact Assessment (ESIA) Studies available in the Annex (p. 158-236).</p> <p>The consultative process doesn't seem to be gender responsive (the number of women involved seems low in comparison, also there's no specification of tailored technique/methodology, or particular concerns by women, or any other vulnerable group) and the proposal states</p>				
--	--	--	--	--	--	--

		<p>that comprehensive community level consultations will be undertaken at the inception phase of the project prior to roll-out of the project activities (pages 42 and 46).</p> <p>In addition, there are a few contradictions in the proposal and its annexes. The consultation report states that one of the objectives of the consultative process was to address environmental and social concerns, however, it is unclear that this was the case as the proposal states that whatever negative impacts the project may</p>				
--	--	---	--	--	--	--

		<p>cause, these will be identified and mitigated early on, especially with regard to environmental and social safeguards.</p> <p><b>CR10:</b> Please clarify whether women and youth and other vulnerable or marginalized groups and indigenous people present in the project targeted area have been meaningfully involved in the consultations (e.g. any specific consultation technique tailored specifically to the target group). If yes, please clarify the specific concerns raised by these groups.</p>				
--	--	---	--	--	--	--

		<p>The consultation report is not easy to follow, and the list of issues raised during consultation does not clearly distinguish those related to project activities to those related to the ES risks.</p> <p><b>CR11:</b> Please provide a summary table of the issues raised in the consultations that are related to the ESIA, with a correlation of how they were addressed in the ESMP.</p>				
	11. Is the requested financing justified on the basis of full cost of adaptation reasoning?	<p><b>Unclear.</b></p> <p>The proposal states that <i>“Additional capacity needed to secure water needs of the population, due to its required large capital</i></p>	<p><b>CR12: Cleared,</b> as per the clarification on pages 68-69. The funding requested from the Adaptation Fund will cover the full cost of adaptation.</p>	-	-	-



		<p><i>investment, would be deployed later within the project and funded with other sources (revenues generated by the Water Districts or loans). It is foreseen that the target desalination plant capacity of ca. 4000 CMD with supporting PV installation, would be fully operational after the project is completed.” It is unclear if the proposed AF project will be able to address its objectives.</i></p> <p><b>CR12:</b> Please demonstrate that, taken solely, without additional funding from other donors, the Adaptation Fund project should be</p>				
--	--	--	--	--	--	--

		able to deliver its outcomes and outputs. Please also see CR7.				
	12. Is the project / program aligned with AF's results framework?	<b>Yes.</b>  The project is aligned with the AF's results framework and would contribute to the Fund's Outcomes 2,3,4,6 and 8.	In the results framework, please ensure that the costs assigned to the various AF fund outcome and fund outcome indicators are separated. Specifically, the proposal should avoid lumping costs for outcome areas 4.1.1 and 4.1.2 with outcome 6 indicator costs.  <b>CAR7(a) (NEW):</b> Please update table 30 in section III F to reflect this separation of costs by outcome indicators.	<b>CAR7 (a) (NEW): Cleared.</b>  Based on changes made to the results framework.	-	-
	13. Has the sustainability of the	<b>Unclear.</b>	<b>CR13: Cleared,</b> as per the additional	<b>CR14: Not Cleared.</b>	<b>CR14:Cleared (Page 48).</b>	-

	<p>project/programme outcomes been taken into account when designing the project?</p>	<p>The proposal includes general measures that the project will implement to ensure sustainability without detailed substantiation or specifying important details. The proposal states that the <i>“willingness to pay of the communities has been verified during the consultation process”</i>, however no specific surveys or detailed analysis are presented to that effect.</p> <p><b>CR13:</b> Please provide more details on the proposed measures to ensure sustainability of the project (as raised in</p>	<p>information on pages 44-51.</p> <p><b>CR14: Not cleared.</b> Please see comments raised above in CAR2, CR1, CR2, CR4 and CR5.</p>	<p>Please refer to comments on CAR2, CR1, CR2 and CR4.</p>		
--	---	--	--	--	--	--

		<p>previous CRs), and further details on the water management system including a structure of the fees and a clear substantiation of both the willingness and ability of the community to pay, while ensuring equitable access.</p> <p><b>CR14:</b> Please also further demonstrate the sustainability of the measures related to seaweed farming operation in view of the increasing climate impacts.</p>				
	14. Does the project / programme provide an overview of environmental and social impacts /	<p><b>Partially.</b></p> <p>The language used in the proposal is inconsistent and confusing, in some sections it</p>	<p><b>CAR7(b) and CR15: Not cleared</b></p> <p><b>Please address the following:</b></p> <ol style="list-style-type: none"> <li>1. Principle on</li> </ol>	<p><b>CAR7(b) and CR15: Cleared.</b></p> <p>Based on amendment to ESMP on the issues identified</p>	-	-

	<p>risks identified, in compliance with the Environmental and Social Policy and Gender Policy of the Fund?</p>	<p>states that an Environmental and Social Impact Assessment (ESIA) is still to be carried out, while in others it refers to an ESIA already carried out.</p> <p><b>CAR7 (b):</b> Please revise the proposal and ensure consistency in the language used to reflect the correct status of the assessments already undertaken and those remaining to be undertaken.</p> <p>Potential environmental and social impacts and risks have been identified in Section K page 49 and in the ESIA report</p>	<p>compliance with law requires management and mitigation measures based on EIA findings.</p> <p>2. Related to brine disposal (principle on pollution prevention and resource efficiency), conduct a detailed EIA to identify the potential impacts of brine disposal and develop strategies to mitigate them. ESMP must include regular monitoring of brine discharge to ensure compliance</p>	<p>as well as to the project document.</p>		
--	--	---	---	--	--	--

		<p>provided in the Annex. All risks are marked as medium, low to no risk, often with inadequate substantiation of the risk assessment. The risk and impact assessment has been done by activity and not against the 15 ES principles. Please note that the assessment should be done considering all potential direct, indirect, transboundary, and cumulative impacts that could result from the proposed project.</p> <p>The proposal states that the ESMP will need to assess and confirm on the presence of Indigenous People. The</p>	<p>with environmental standards set by the DENR or BARMM-MENRE. Management measures may include engagement with local communities to educate them about the impacts of brine disposal and involve them in monitoring efforts. Well noted that brine can be used for salt production, which can be an additional source of income and reduce waste. However, if not all brine will be used for salt production</p>			
--	--	--	---	--	--	--

		<p>consultation report does mention the presence of indigenous people without any further details.</p> <p><b>CAR8:</b> Please revise the risk screening table, ESIA (and consequently the ESMP) to ensure the assessment is done against all 15 ES principles of the AF's ESP, considering all potential direct, indirect, transboundary, and cumulative impacts that could result from the proposed project overall, and not per activity. Please ensure that adequate substantiation of the risk findings is provided</p>	<p>evaluate and consider where appropriate potential environmental safe solutions for brine disposal - proper dilution techniques can help minimize the environmental impact / installing diffusers at the discharge points facilitating its dilution etc.</p> <p>3. Related to principle on access and equity, risk of exclusion of gender groups and IPs must include mitigation and</p>	<p><b>CAR8: Cleared.</b> Based on additional information in Part II, Section K.</p>		
--	--	---	--	---	--	--

		<p>(particularly to justify why the risk is negligible), and that these are not based on mitigation measure but on the appreciation of the risks and impacts per se.</p> <p>Though the proposal elaborates on the gender specific cultural and/or legal context in which the project will operate, clarification on the presence of indigenous people is required.</p> <p><b>CR15:</b> Please revise the risk assessment (and ESMP) to include a proper assessment for this principle.</p> <p>Project is classified</p>	<p>management measures.</p> <p><b>CAR8: Not cleared.</b> Please revise risk findings in line with comments above.</p> <p><b>CR16: Cleared,</b> category has not changed.</p>			
--	--	---	--	--	--	--



		<p>Category B in line with the AF ESP.</p> <p><b>CR16:</b> Please revise the risk classification category after addressing CAR8 and CR 15.</p>				
Resource Availability	1. Is the requested project / programme funding within the cap of the country?	<b>Yes.</b>	-	-	-	-
	2. Is the Implementing Entity Management Fee at or below 8.5 per cent of the total project/programme budget before the fee?	<b>Yes.</b>	-	-	-	-
	3. Are the Project/Programme	<b>No.</b> The execution costs are at	<b>CAR9: Cleared</b> UNIDO's	-	-	-

	<p>Execution Costs at or below 9.5 per cent of the total project/programme budget (including the fee)?</p>	<p>8.17%, however UNIDO will also serves as the executing entity for a number of components/activities. The proposal presents justification for why UNIDO will provide part of the execution services.</p> <p>Please note that when the Implementing Entity (IE) provides part of execution services for the project, the execution costs of the IE to 1.5 per cent of the cost of the part of the project executed by the IT of the project cost.</p> <p><b>CAR9:</b> Please clarify which parts of the project will UNIDO execute</p>	<p>execution of activities is limited to 1.5% as per the information on pages 86-89.</p>			
--	--	---	--	--	--	--

		and specify their budget estimation. Please present a clear breakdown of the execution costs demonstrating that they are limited to 1.5% for the parts executed by UNIDO.				
Eligibility of IE	1. Is the project/programme submitted through an eligible Implementing Entity that has been accredited by the Board?	<b>Yes.</b>	-	<b>Yes.</b> However, UNIDO's current accreditation expires on 30 November 2025	<b>Yes.</b>	-
Implementation Arrangements	1. Is there adequate arrangement for project / programme management , in compliance with the Gender Policy of the	<b>Partially.</b>  Section III, A and D provide a description of the roles and responsibilities of the implementing entity as well as executing entity	<b>CR17: Cleared</b> Budget for ES and Gender specialist is included in the M&E budget on page 79.	-	-	

	Fund?	<p>and stakeholders that are going to be involved in the project. A full organization chart is provided on page 53. Though provision has been made to hire an ES and Gender Specialist (table 20, page 57), details on the role of the specialist and on other implementation arrangements that incorporate gender elements are missing in the proposal.</p> <p><b>CR17:</b> Please provide additional information on how the arrangement for project management incorporate gender-responsive elements in</p>				
--	-------	--	--	--	--	--

		compliance with the Gender Policy of the Fund.				
	2. Are there measures for financial and project/programme risk management ?	<b>Yes.</b> The proposal identifies major risks, consider their significance, and include a plan of monitoring and mitigating them. This information is available on page 55 and in the ESMP.			-	-
	3. Are there measures in place for the management of for environmental and social risks, in line with the Environmental and Social Policy and Gender Policy of the Fund?	<b>Partially.</b> As mentioned above, the ESIA and ESMP are not in compliance with the ESP. The risk and impact assessment has been done by activity and not against the 15 ES principles, and it's not clear if it considered all potential	<b>CAR10: Not cleared.</b> Please revise ESMP to include considerations requested under CAR7, CR15 above.  <b>CR18: Cleared,</b> as per the additional information on page 80.	<b>CAR10: Cleared.</b>  Based on amendment to ESMP on the issues identified as well as to the project document.	-	-

		<p>direct, indirect, transboundary, and cumulative impacts that could result from the proposed project.</p> <p><b>CAR10:</b> Please revise the ESMP after addressing CAR8. Please include in the ESMP opportunities for consultation and adaptive management as expected at full proposal stage.</p> <p>A grievance mechanism is to be established during the implementation phase of the project; reporting guidelines are posted on UNIDO website (proposal page 57), details on accessibility from the communities are well provided</p>				
--	--	---	--	--	--	--

		<p>on the ESMP pages 78 and 79).</p> <p><b>CR18:</b> Please provide more details on the accessibility of the grievance mechanism and how will the community and stakeholders know about it.</p>				
	4. Is a budget on the Implementing Entity Management Fee use included?	<p><b>No.</b></p> <p><b>CAR11:</b> Please include in the budget a breakdown of the Implementing Entity Management Fee.</p>	<p><b>CAR11: Cleared.</b> Included on page 89.</p>	<p><b>CR 11: Not cleared.</b> Please ensure that project audit compliance is reflected in the IE fees breakdown.</p>	<p><b>CR11:Cleared.</b> (Table 35).</p>	-
	5. Is an explanation and a breakdown of the execution costs included?	<p><b>Yes.</b></p> <p>The breakdown of the Execution costs is provided in Table 25.</p>	-	<p><b>Yes.</b></p>	<p><b>No</b></p> <p>In para above Table 34, of the revised proposal, it is mentioned "Total execution cost for the project is USD 593,660. For</p>	<p><b>Cleared.</b> (Tables: 29 (p. 96), 31 (p. 104-106), 32 (p. 106-107), 33 (p. 107-110), and 34 (p. 110). Figure 23 and the Disbursement Schedule have</p>

					<p>execution of investment activities under components 1 and 2, <b>Executing Partner will receive USD 523,450.</b> For execution of activities of component 3 and 4, <b>MinDA will receive USD 28,690</b> and <b>UNIDO will receive USD 41,520</b> as execution cost of assigned activities</p> <p><b>NEW CAR 20: Please specify the executing partner who will execute USD 523,450 of the total execution cost of USD 593,660 (total execution costs).</b> All EEs must be clearly identified in the project title</p>	<p><b>also been revised.)</b></p> <p>UNIDO will be responsible for executing Components 1 and 2 and co-executing Components 3 and 4. MinDA will co-execute Components 3 and 4. As a result, the budget allocation has been adjusted to comply with the Adaptation Fund's execution cost cap policy for Implementing Entities (IEs) acting as Executing Entities (EEs).</p>
--	--	--	--	--	---	--



					page and document. All EE names are needed for the Legal Agreement.	
	6. Is a detailed budget including budget notes included?	<p><b>No.</b></p> <p>The proposal includes a detailed budget with a break-down of costs at the activity level, however no budget notes are included. The budget seems very unbalanced and it's unclear if it is adequate for the execution of activities in component 3 to achieve stated objectives. Also, most resources are planned for year 2, which makes for a very unbalanced budget and disbursement.</p> <p><b>CAR12:</b> Please provide budget</p>	<p><b>CAR 12: Not Cleared.</b></p> <p>Detailed budget is included on pages 87-88. However please address/clarify the following;</p> <ol style="list-style-type: none"> <li>1. Include budget notes.</li> <li>2. Please clarify why consultations are only budgeted for the first year of the project.</li> <li>3. Please clarify what aspect of audit is covered under execution</li> </ol>	<p><b>CAR12: Cleared.</b></p> <p>Based on changes to budget.</p> <p><b>CAR19: Not cleared.</b></p> <p>Please refer to CAR2 above.</p>	<p><b>CAR20: [New]</b></p> <p>Please update the detailed budget to clearly mention all costs, including the EE cost breakdown and IE fees. The grand total should reflect the requested amount.</p> <p><b>CAR19: Cleared (Pages 23, 44-49)</b></p>	<p><b>CAR20: Cleared (Pages 96-99).</b></p>

		<p>notes.</p> <p><b>CR19:</b> Please consider revising the budget to ensure that activities in all components are adequately resources to achieve the objectives <b>(Please also see CAR2, and CR3, 4 and 5).</b></p>	<p>costs and what aspect is covered under IE fees. In all total of \$60,000 allocated to Audit. \$20,000 under execution and \$40,000 under IE fees.</p> <p>4. In row 4 under total column, please adjust the comma placement so that the figure reads as \$3,910,000 and not \$3,9199,00.</p> <p>In table 33 on Project execution costs</p>			
--	--	---	--	--	--	--

			<p>by budget line;</p> <ol style="list-style-type: none"><li>1. please amend the totals in column year 2025 to read \$115, 075 instead of \$117, 100.</li><li>2. Please amend total in year 2026 column to ready \$85, 075 instead of the current \$87,101</li><li>3. Please amend total in year coluum 2027 to read \$125, 075 instead of the</li></ol>			
--	--	--	--	--	--	--

			<p>current \$127, 102</p> <p>4. Please amend total in column year 2028 to read \$165, 125 instead of the current \$167,153</p> <p>In implementing entity fees estimate and use table;</p> <p>1. Please amend the total to round up the figure and to remove the decimal point should be \$7,356,6 80.</p>			
--	--	--	---	--	--	--

			<p><b>CR19: Not cleared.</b> A number of activities related to seaweed production and value chain are deleted. However, this omission does not seem justified. Please refer to CAR 2, CR3 and CR4 above.</p>			
	<p>7. Are arrangements for monitoring and evaluation clearly defined, including budgeted M&amp;E plans and sex-disaggregated data, targets and indicators, in compliance with the Gender Policy of the Fund?</p>	<p><b>Unclear.</b></p> <p>The proposal states that the M&amp;E plan will be developed during the inception phase and outlines preliminary arrangements for monitoring and evaluation, in Part III section D (pg. 56-57). It includes a tentative budget for monitoring M&amp;E (Table 20) with provisions for mid-term and</p>	<p><b>CAR 13: Not cleared.</b> Information is included on pages 79-80, but no budget is assigned for annual project performance reports (PPRs).</p>	<p><b>CAR 13: Cleared.</b> This is now addressed at table 29.</p>	-	

		<p>terminal evaluations. It is unclear however how the ESMP implementation will be funded.</p> <p><b>CAR13:</b> Please include a more detailed M&amp;E plan that follows the AF M&amp;E guidelines and is in compliance with the Gender Policy. The M&amp;E plan should also specify how it will address the management of the environmental and social risks identified. A more adequate budget should be included, including specification on data collection and ESMP implementation.</p>				
	8. Does the M&E Framework	<p><b>No.</b></p> <p><b>CAR14:</b> Please include an M&amp;E</p>	<p><b>CAR14:</b> <b>Cleared.</b></p>	-	-	

	include a break-down of how implementing entity IE fees will be utilized in the supervision of the M&E function?	Plan that is budgeted with breakdown of IE fees for supervision of M&E function.				
	9. Does the project/programme's results framework align with the AF's results framework? Does it include at least one core outcome indicator from the Fund's results framework?	<p><b>Unclear.</b></p> <p>The proposal includes a results framework (Table 21); however several indicators and targets do not seem realistic, or gender responsive and disaggregated by sex as appropriate. For example the project objective indicator <i>"Percentage of Sibutu and Sitangkai population with access to reliable and resilient clean</i></p>	<p><b>CAR15: Cleared.</b></p> <p><b>CAR 16: Not cleared.</b></p> <p>Please include the core impact indicator tables.</p> <ul style="list-style-type: none"> <li>• <a href="#">Methodologies for reporting Adaptation Fund core impact indicators</a> (78 kB, DOC)</li> <li>• <a href="#">Methodologies for reporting Adaptation Fund core</a></li> </ul>	<p><b>CAR16: Cleared.</b></p> <p>Based on amendment to include Annex F.</p>	-	

		<p><i>water source</i>” does not provide gender responsive or gender disaggregated targets. In addition, it proposes a target of 100% by the end of project, which seems unrealistic given what’s stated in the proposal (Please see CR6, and CR12). Some of the indicators are not fit for purpose- for example on component 5. The indicator “<i>Stakeholder consulted, scaleup proposals prepared</i>” is not specific or attributable and seems to mix two indicators in one- with one baseline and one</p>	<p><a href="#">impact indicators</a> (152 kB, PDF)</p>			
--	--	---	--	--	--	--



		<p>target.</p> <p>In addition, please note that the project result framework must include at least the core impact indicator “Number of beneficiaries” including estimations for direct and indirect beneficiaries. A second core indicator must be added if the project includes activities targeting the areas identified in AF results framework, namely (1) Early Warning System; (2) Assets Produced, Developed; Improved, or Strengthened; (3) Increased income, or avoided decrease in income or (4)</p>				
--	--	---	--	--	--	--

		<p>Natural Assets Protected or Rehabilitated. Please refer to this document for guidance “<a href="https://www.adaptation-fund.org/wp-content/uploads/2016/04/AF-Core-Indicator-Methodologies.pdf">https://www.adaptation-fund.org/wp-content/uploads/2016/04/AF-Core-Indicator-Methodologies.pdf</a>”</p> <p><b>CAR15:</b> Please revise the results framework with realistic, quantified expected results with SMAART (‘specific’, ‘measurable/‘manageable’, ‘achievable’,/‘attributable’ ‘relevant’ and ‘time-based’) indicators, baselines, and targets that are gender responsive and disaggregated by sex as</p>				
--	--	--	--	--	--	--

		<p>appropriate.</p> <p><b>CAR16:</b> Please include the core impact indicator “Number of beneficiaries” including estimations for direct and indirect beneficiaries. A second core indicator must be also added as the project includes activities targeting the following areas identified in AF results framework, namely (1) Produced, Developed; Improved, or Strengthened; and (2) Increased income, or avoided decrease in income.</p>				
--	--	--	--	--	--	--

	10. Is a disbursement schedule with time-bound milestones included?	<p><b>No.</b></p> <p>The proposal includes a disbursement schedule (Table 26) however it does not include time-bound milestones relative to project inception and the annual reporting requirement. In addition, proposed disbursement for year 2 exceeds 75% of the total project financing.</p> <p><b>CAR17:</b> Please include a description of milestones relative to project inception and the annual reporting requirement. Please also justify the need for such a high disbursement in year 2, and consider a more balanced</p>	<p><b>CAR17: Not cleared.</b> Please revise to include in the Fund's format.</p> <p><a href="#">Disbursement Schedule Template</a> (18 kB, XLS)</p>	<p><b>CAR17: Cleared.</b></p> <p>AF Template utilized in disbursement table found at Table 36.</p>	-	-
--	---	---	---	--	---	---

		disbursement where feasible.				
--	--	---------------------------------	--	--	--	--



## **REQUEST FOR PROJECT/PROGRAMME FUNDING FROM THE ADAPTATION FUND**



**Project proposal: Harnessing the water-energy-food nexus to  
address and adapt to climate change impacts in Tawi-Tawi**



## FULLY DEVELOPED PROPOSAL FOR SINGLE COUNTRY

### PART I: PROJECT/PROGRAMME INFORMATION

**Title of Project/Programme:** Harnessing the water-energy-food nexus to address and adapt to climate change impacts in Tawi-Tawi

**Country:** Philippines

**Thematic Focal Area:** Water Management

**Type of Implementing Entity:** [Multilateral Implementing Entity](#)

**Implementing Entity:** United Nations Industrial Development Organization (UNIDO)

**Executing Entities:** United Nations Industrial Development Organization (UNIDO), Mindanao Development Authority (MinDA)

**Amount of Financing Requested:** 9,994,955 (in U.S Dollars Equivalent)

**Letter of Endorsement (LOE) signed:** Yes ☒ No ☐

**Stage of Submission:**

☒ This proposal has been submitted before including at a different stage (concept, fully-developed proposal)

☐ This is the first submission ever of the proposal at any stage

In case of a resubmission, please indicate the last submission date: [Click or tap to enter a date.](#)

## Contents

PART I: PROJECT/PROGRAMME INFORMATION .....	2
Contents .....	3
List of tables .....	3
List of figures .....	4
Abbreviations .....	4
Short summary of the project .....	5
Project Background and Context .....	6
Project Objectives .....	22
Project Components and Financing .....	22
Projected Calendar .....	23
PART II: PROJECT / PROGRAMME JUSTIFICATION .....	25
A. Description of the project components .....	25
B. Economic, social and environmental benefits of the project .....	51
C. Analysis of the cost-effectiveness of the proposed project .....	53
D. Consistency with national or sub-national strategies and policies .....	60
E. Relevant national technical standards and environmental standards .....	62
F. Duplication with other funding sources .....	64
G. Learning and knowledge management .....	67
H. Consultative process .....	68
I. Justification for funding requested .....	73
J. Sustainability of the project outcomes .....	74
K. Overview of the environmental and social impacts and risks .....	76
PART III: IMPLEMENTATION ARRANGEMENTS .....	80
A. Arrangements for project implementation .....	80
B. Financial and project risk management .....	82
C. Measures for environmental and social risk management .....	84
D. Monitoring and evaluation arrangements .....	84
E. Results framework for the project proposal .....	86
F. Alignment with the Results Framework of the Adaptation Fund .....	93
G. Detailed budget .....	94
H. Disbursement schedule .....	99
PART IV: ENDORSEMENT BY GOVERNMENT AND CERTIFICATION BY THE IMPLEMENTING ENTITY .....	100
ANNEXES .....	102
A. Environmental and Social Impact Assessment Study – main findings and Environmental and Social Management Plan .....	102
B. Consultation report – main findings .....	102
C. Gender Assessment and Gender Action Plan .....	102
D. Letter of Commitment of the land for the project .....	102
E. Letter of Endorsement from the Designated Authority .....	102

## List of tables

Table 1. Identified groundwater resources in Sitangkai Island .....	10
Table 2. Current Water Demand of Communities in Sibutu with Water Resource System .....	11
Table 3. Recommendations to improve water security in Sibutu and Sitangkai Islands .....	17
Table 4. Project components and financing .....	22
Table 5. Projected calendar .....	23
Table 6. Project gantt chart .....	24
Table 7. Component 1 activities and outputs .....	26
Table 8. Quality parameters as typical of seawater and the desired drinking water standards .....	28
Table 9. Component 2 activities and outputs .....	35
Table 10. Component 3 activities and outputs .....	49
Table 11. Alternative processes for water treatment and supply for small island application .....	53
Table 12. Results of the qualitative scenario analysis for the project .....	54
Table 13. Cost estimation for the infrastructure and equipment for the water system .....	55
Table 14. Cost estimation (CAPEX, OPEX) and estimated water price for the desalination facility .....	56
Table 15. Proposed Water Tariff in Sibutu with Level III water supply distribution system .....	57
Table 16. Proposed Water Tariff in Sitangkai with the 1,000 CMD desalination facility .....	58



Table 17. Proposed structure of Water Districts' budget .....	59
Table 18. Cost of the intervention per beneficiary .....	60
Table 19. Linkages of the RETS project with the proposed adaptation project.....	64
Table 20. Summary of synergies and duplications with other projects .....	66
Table 21. Contribution of the project to Adaptation Fund's Medium-Term Strategy .....	68
Table 22. List of stakeholder consultations for the preparation of the project concept. ....	69
Table 23. List of stakeholder consultations for the preparation of the full project proposal. ....	71
Table 24. Justification for funding .....	74
Table 25. Overview of the environmental and social impacts and risks.....	76
Table 26. Roles of key project partners in project execution.....	81
Table 27. Measures for financial and project risk management .....	82
Table 28. Tentative budget for monitoring M&E (included in the Project Execution Cost).....	85
Table 29. Project's result framework .....	86
Table 30. Alignment with the Results Framework of the Adaptation Fund.....	93
Table 31. Detailed project budget by partners.....	94
Table 32. Detailed project budget by activities and budget lines in project years .....	96
Table 33. Project execution cost by budget lines .....	98
Table 34. Implementing Entity Fee breakdown .....	99
Table 35. Disbursement schedule .....	99

## List of figures

Figure 1. Location of the project area and administrative division of Sibutu and Sitangkai islands. ....	7
Figure 2. Pondohan in Sitangkai.....	8
Figure 3. The water study approach .....	10
Figure 4. Existing water sources in Sibutu.....	13
Figure 5. Existing rainwater harvesting systems, Sitangkai .....	13
Figure 6. Projected water demand in the project area, based on standard water consumption norms .....	14
Figure 7. Schematic diagram of climate adaptation problem addressed by the project. Identified climate change impacts (yellow), vulnerable infrastructure (blue), impact on communities (orange/red).....	21
Figure 8. Proposed project intervention and its impact on local communities.....	25
Figure 9. Simplified process flow diagram for sea water reverse osmosis (SWRO) desalination process .....	29
Figure 10. Illustrative diagram of a solar PV energy system attached to the SWRO desalination plant.....	29
Figure 11. Schematic layout of the development site for the SWRO desalination and PV plant .....	30
Figure 12. Distance from the water reservoir to barangay Tongmageng and the proposed design of an elevated Water Reservoir with a height of 30m. ....	31
Figure 13. Site and Coordinates of an existing water tank in the vicinity of the proposed project site.....	31
Figure 14. Distance from the water reservoir to Barangay Sitangkai Poblacion. ....	31
Figure 15. Pipeline layout for Sitangkai proper (Left) and Tongmageng (right) using transmission lines 150, 100, 75, and 50 mm pipes. Lateral pipes using 25 mm diameter. ....	32
Figure 16. Location of water distribution systems which will be upgraded in Sibutu.....	33
Figure 17. Location of water distribution systems which will be upgraded in Sibutu (continued).....	33
Figure 18. Illustrative example of communal rainwater harvesting clusters .....	34
Figure 19. Illustrative example of communal sanitation systems .....	35
Figure 20. Average cost breakdown (Levelized Cost of Water) for large reverse osmosis desalination plants .....	55
Figure 21. Examples of 20-L drinking water containers with taps used by locals in Sitangkai and Sibutu. ....	58
Figure 22. Photovoltaic plants and diesel generators deployed by the RETS project in Sibutu and Sitangkai, as of October 2021. ....	65
Figure 23. Proposed project implementation arrangements.....	82

## Abbreviations

BARMM	Bangsamoro Autonomous Region in Muslim Mindanao
MENRE	Ministry of Environment, Natural Resources and Energy
MAFAR	Ministry of Agriculture, Fisheries and Agrarian Reform
LGU	Local Government Unit
PLGU	Provincial Local Government Unit
DENR	Department of Environment and Natural Resources

TOR	Terms of Reference
ESIA	Environmental and Social Impact Assessment
ESMP	Environmental and Social Management Plan
GAP	Gender Action Plan
GA	Gender Assessment
UNIDO	United Nations Industrial Development Organization
MinDA	Mindanao Development Authority
RO	Reverse osmosis
MILG	Ministry of Interior and Local Government
FASPS	Foreign-Assisted and Special Projects Services
MSU-TCTO	Mindanao State University - Tawi-Tawi College of Technology and Oceanography
RDS	Raw Dried Seaweeds
SWRO	Seawater Reverse Osmosis
UF	Ultrafiltration
BESS	battery energy storage system
CMD	Cubic meters (m <sup>3</sup> ) per day
PV	Photovoltaic
M&E	Monitoring and evaluation
PMU	Project Management Unit

### Short summary of the project

The project will be implemented in the two island municipalities (Sitangkai and Sibutu) in the province of Tawi-Tawi, Bangsamoro Autonomous Region in Muslim Mindanao, Philippines. It is targeting the water security issue in these two island municipalities. The islands are increasingly affected by climate change through a sea-level rise (saline water intrusion) and more unpredictable rains, impacting water resources available for the communities on the islands.

One of the main income sources for the communities in the project area is seaweed farming. The seaweed farming communities already face water insecurity, relying mostly on groundwater and rainwater harvesting, which will only get worse due to projected climate change impacts (increasing sea level affecting groundwater availability, more unpredictable rainfall). Seaweed farming is also impacted by changing climate – increasing sea temperatures affect the frequency of the “ice-ice” disease, which reduces yields and value of the seaweed.

The project seeks to increase adaptive capacity of the communities in Sibutu and Sitangkai, through provision of reliable, climate resilient access to water infrastructure and services. It will build the capacity of the local government units (LGUs) in water management by setting up a professional water management service in the project area. The project activities will build community resilience through supporting improvement, diversification and adaptation of seaweed farming, local value addition and establishing market linkages with downstream industries and other alternative livelihoods, making them less climate dependent. Coastal zone management, community-based adaptation measures and health-related adaptation measures will be introduced to strengthen the sustainability of the project outcomes. Finally, the project will document knowledge and prepare the base for scaling up of the activities in the Philippines.

The project through inclusive water and sanitation infrastructure aims to serve the marginalized and vulnerable groups. In particular, it enhances gender equality and women empowerment through a) accessible and safe water sources by reducing time for fetching water i.e close proximity to water sources as well as well-lit water collection points to avoid violence and harassment; b) gender inclusive planning and designing to ensure women and girls are involved in the planning and decision making to ensure their needs and preferences are met as well as designing facilities that provide safety, security and convenience for women and girls; c) creation of new job opportunities for women in the construction, maintenance, and management of water and sanitation facilities; and d) strengthening seaweed based and diversifying livelihoods strategies which are less climate-dependent. The strategic design and location of the infrastructure will generate multiple benefits serving water access to the most water deprived communities.

It is estimated that total of 71,562 people would benefit directly from the project (with 35,423 women and 36,139 men), with about 2,500 – 3,000 most vulnerable and marginalized groups benefitting from free water access.

## Project Background and Context

### Project area

The Philippines is an archipelago comprised of 7,107 islands (1,000 of which are inhabitable), with a humid climate and a topography characterized by mountainous terrain bordered by narrow coastal plains. Considered one of the most biologically rich and diverse countries in the world, the Philippines also has one of the world's longest coastlines, and its marine and coastal resources yield US\$3.5 billion annually in goods and services. The Philippines' main economic sectors are agriculture and industry, with agriculture contributing 14% of gross domestic product and employing over a third of the population. The Philippines is also considered to be among the world's most disaster-prone countries (floods, droughts, typhoons, landslides and mudslides, earthquakes, and volcanic eruptions). Recent decades have witnessed an increase in damaging extreme events, such as heavy rainfall and tropical cyclone activity and this trend is expected to continue under a changing climate. Sea-level rise is happening at an above-average rate for some parts of the Philippines, exposing up to one million people to flooding from rising sea levels by 2070–2100<sup>1</sup>.

The proposed project areas are **the island municipalities of Sitangkai and Sibutu in the Tawi-Tawi province** (part of the Bangsamoro Autonomous Region in Muslim Mindanao – BARMM) in the Philippines.

These municipalities have been selected based on the following criteria:

- 1) Vulnerability to climate change of local communities. The low-lying setting of the islands surrounded by water and relatively exposed to predominant wind makes them susceptible to storm surge and sea level rise. Tawi-Tawi faces sea level rise of 8 mm/year, according to the map of rates of sea level changes in the Philippines between 1993 and 2009<sup>2</sup>. Tawi-Tawi is among the most vulnerable to climate change impacts in the country and has the lowest adaptive capacity, and this is aggravated by having the lowest electricity and water access in the Philippines. Most of the communities in Sitangkai rely on rainwater harvesting, imported ground water from Sibutu and costly bottled water from other islands. Additionally, the Badjaos living on those islands (indigenous people) are disproportionately affected by water scarcity. Rising sea level and altered rainfall pattern increase the risk of water shortage and increased water cost for the communities.
- 2) Ongoing activities in the region which provide a solid project baseline for adaptation intervention:
  - a. The Renewable Energy Technology to Increase Value Added of Seaweeds in Tawi-Tawi (RETS) project developed two hybrid renewable-diesel mini-grids in Sitangkai and Sibutu to increase access to electricity. The project also conducted feasibility studies of water supply systems in these 2 island municipalities.
  - b. The Integration of Productive Uses of Renewable Energy for Inclusive and Sustainable Energization in Mindanao (I-PURE Mindanao) project is developing distributed renewable energy systems also to increase access in off-grid communities in the region.
  - c. The research program Establishment of the Seaweed Research and Establishment of Seaweed Research and Development Center (SeaRDeC) to support the Seaweed Industry in the Bangsamoro Autonomous Region in Muslim Mindanao (BARMM) aims to increase the production of high quality raw dried seaweeds that will in turn increase the prices of RDS and thus increase the income of seaweeds farmers.

Tawi-Tawi province is the largest seaweed producer in the country, and local communities are heavily dependent on seaweed farming. Supporting the farmers with improved seaweed farming practices (in response to climate change), diversifying cultivated seaweed species, introduction of viable local value addition (for food, feed, agriculture input and industrial use), integrated seaweed and marine aquaculture and alternative livelihoods, less dependent on climate change will increase overall resilience of the communities. Sitangkai and Sibutu are the top seaweed producers in Tawi-Tawi province, hence communities at those two localities highly depend on seaweed production for livelihood generation, which is threatened by the changing climate.

The project site selection also considers scalability of the intervention – this intervention may be scaled up to other small island communities in Tawi-Tawi Province and other provinces of the BARMM region and the Philippines, which face similar issues of poor access to reliable water supply in the context of increasing effects of climate change.

**Therefore, the proposed adaptation project seeks to address water security and related gender issues in these two island municipalities, which would not be addressed otherwise by other initiatives, building on and complementing already ongoing activities in the region.**

<sup>1</sup> Climate Risk Country Profile: Philippines (2021): The World Bank Group and the Asian Development Bank.

<sup>2</sup> Siringan F.P., Samson M., Myy S. M., Licuanan W., Rollon R., 2013, Coastal Integrity Vulnerability Assessment Tool, In: Vulnerability Assessment Tools for Coastal Ecosystems: A Guidebook. Marine Environment and Resources Foundation, Inc., Quezon City, Philippines

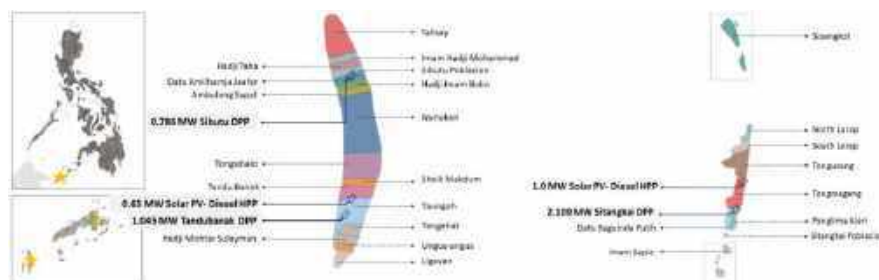


Figure 1. Location of the project area and administrative division of Sibutu and Sitangkai islands.

Source: ESIA consultation report

### Bangsamoro Autonomous Region of Muslim Mindanao (BARMM)

The BARMM includes the predominantly Muslim provinces of Maguindanao and Lanao del Sur in mainland Mindanao, and the island provinces of Basilan, Sulu, and Tawi-Tawi, and the Islamic city of Marawi City. It is the only region of the Philippines that has its own government. BARMM's population is about 4.4 million based on the 2020 Census. This represents 16.78% of the overall population of Mindanao, or 4.04% of the entire population of the Philippines.<sup>3</sup>

The region first obtained special autonomous status in 1990, with the right to elect its own officials, levy taxes, and set education and development policy. The BARMM was formed with the ratification of its basic law, the Bangsamoro Organic Law following two-part legally binding plebiscite in Western Mindanao held on January 21 and February 6, 2019.<sup>4</sup>

BARMM is one of the poorest regions in the country, due to continuing armed conflict, limited livelihood opportunities, inadequate social services, weak institutions, and deep political, cultural and economic inequity, and generations of systemic injustice and armed violence. The region faces serious development challenges that must be overcome.<sup>5</sup>

The agriculture, fisheries and forestry sectors are the largest contributor to the BARMM regional economy, representing 63.5% of the total regional value added.<sup>6</sup> In turn, BARMM accounts for the largest share of national fisheries and seaweeds production.<sup>7</sup> Some of the local communities in the region are highly dependent on local seaweed production (and fisheries).

Though rich in natural resources but with a poverty incidence rate of 63%, BARMM is one of the poorest regions in the country. It holds one of the highest levels of infant and maternal mortality and one of the lowest life expectancies.

Contributing to this high poverty incidence and aggravating the social conditions of BARMM are the poor access to electricity, water, and sanitation services, three most basic economic and social services. BARMM, based on the latest data from National Electrification Administration (NEA), has an average electricity access of only 34%, the lowest in the country. The BARMM region has also the lowest water supply coverage at only around 48%<sup>8</sup>, with only 7% of the population having access to Level 3 water supply, 8% Level 2, and the majority 85% having only level 1 access.<sup>9</sup> BARMM has also the lowest improved sanitation coverage of about 20%.<sup>10</sup> COVID-19 pandemic made the situation only worse - according to recent study, "one of the most challenging aspects of COVID was access to Water, Sanitation and Hygiene (WASH) facilities. This access was already tenuous before the crisis and now lack of access to water has become increasingly deadly".<sup>11</sup>

### Tawi-Tawi Province

Tawi-Tawi is the southernmost frontier of the Philippines, bounded by the Sulu Sea on the north and west and Celebes Sea on the south and east. The archipelagic province consists of a group of 307 small islands and islets blessed with abundant natural resources. Tawi-Tawi has a land area of 3,626.55 sq km and a population of 440,276. Tawi-Tawi has 11 municipalities (including Sibutu and Sitangkai), comprising a total of 203 barangays (smallest administrative division in the Philippines and the native term for a village, district, or ward). Tawi-Tawi's population is growing very fast, and over 40% of the inhabitants are below the age of 14.

The whole province of Tawi-Tawi is among the top 20 provinces in the Philippines most vulnerable to climate change impacts

<sup>3</sup> <https://www.philatlas.com/mindanao/barmm.html>

<sup>4</sup> <http://barmm.popcom.gov.ph/socio-demographic-profile/>

<sup>5</sup> BDP, p. 2.

<sup>6</sup> BDP, p. 20.

<sup>7</sup> Mindanao Energy Plan 2018-2040

<sup>8</sup> [https://water.org/documents/101/PWSF\\_MASTER\\_PPT.pdf](https://water.org/documents/101/PWSF_MASTER_PPT.pdf), p. 20.

<sup>9</sup> <https://pidswebs.pids.gov.ph/CDN/PUBLICATIONS/pidsdps2033.pdf>, p. 8.

<sup>10</sup> [https://water.org/documents/101/PWSF\\_MASTER\\_PPT.pdf](https://water.org/documents/101/PWSF_MASTER_PPT.pdf), p. 21.

<sup>11</sup> <https://philippines.unfpa.org/en/publications/gender-inclusion-assessment-gia-impacts-covid-19-pandemic-vulnerable-women-and-girls>

and has been assessed as having the lowest adaptive capacity among the more than 70 provinces in the country.<sup>12</sup>

### Sitangkai

Sitangkai (4° 40' N, 119° 24' E) is a coastal municipality in the island province of Tawi-Tawi with 9 barangays. It has a land area of 735.46 km<sup>2</sup> which constitutes 20.28% of the province's total area. As of 2020, its population reaches 37,319 representing 8.48% of the total population of the province or 0.85% of the overall BARMM population. As of 2020, Sitangkai has 5,331 households and an average of 5.51 members per household. Much of Sitangkai's low-lying lands have been submerged in seawater. Sitangkai is characterized by high population growth rate (2.41% in 2015 – 2020), meaning that a high share of youth population is present on the island.

Panglima Alari is the largest barangay with a population of 8,417. Together with Datu Baguinda Putih, Imam Saple, and Sitangkai Poblacion, these four barangays comprise more than half of the population of Sitangkai and can be seen in the map as clearly submerged in the sea.<sup>13</sup> The residents in these four barangays live in what are called pondohans (see figures below). Sitangkai also include the island barangay of Sipangkot, which is the second largest barangay.



Figure 2. Pondohan in Sitangkai

Source: MSU-TCTO

### Sibutu

Sibutu (4° 51' N, 119° 27' E) is a coastal municipality with 16 barangays, with a land area of 56.54 km<sup>2</sup>. Its population as determined by the 2020 Census was 34,243, representing 7.78% of the total population of Tawi-Tawi province or 0.78% of the overall population of BARMM. From the 2020 Census data, Sibutu has 3,910 households with an average of 6.09 members per household. Sitangkai is also characterized by high population growth rate (2.55% in 2015 – 2020), meaning that a high share of youth population is present on the island. People living on Sibutu Island are mostly boat builders. Some also sell seaweeds, firewood and stones.

### Target groups

The target group of the project are the mostly seaweed farming communities of Sitangkai and Sibutu, which currently lack a reliable access to water and are facing increased water stress due to climate change, impacting their livelihoods. Sibutu and Sitangkai have been assessed as having medium to high vulnerability to climate change because of their barangays' moderate exposures, moderate to high sensitivities, and low to moderate adaptive capacities to cope with the effects of climate change. However, it may be assumed that Sitangkai is highly vulnerable to climate change because the whole municipality is low-lying with no mountains.<sup>14</sup> Also, poor access to electricity and fresh water limits the coping capacity of the communities to the effects of climate change thus lowering overall resilience of the communities.

### Seaweed farming

Seaweed farming, among other sea-related production, in targeted communities is one of the main sources of income to the communities. In the project area shallow reefs exceed the area of dry land and the population is surrounded by abundant tropical reef habitats ideal for seaweed aquaculture and other types of sea production.<sup>15</sup>

Ten of the eleven municipalities of Tawi-Tawi produce seaweed, making the province the leading supplier of seaweeds throughout the country with 70% of total production. Sitangkai and Sibutu are the top seaweed producing municipalities of the province. Seaweed farming is a family enterprise in the project area – all members of the family are engaged (men mostly work

<sup>12</sup> Yusuf, Arief Anshory and Herminia Francisco 2010, *Hotspots! Mapping Climate Change Vulnerability in Southeast Asia*. [https://books.google.pl/books?hl=pl&lr=&id=AsXDFLcMR8C&oi=fnd&pg=PA4&dq=tawi+tawi+adaptation+climate+change&ots=rsw6v5mR-H&sig=F4pO6AbMbNmhfE0o0tkXFEZjpY&redir\\_esc=y#v=onepage&q&f=false](https://books.google.pl/books?hl=pl&lr=&id=AsXDFLcMR8C&oi=fnd&pg=PA4&dq=tawi+tawi+adaptation+climate+change&ots=rsw6v5mR-H&sig=F4pO6AbMbNmhfE0o0tkXFEZjpY&redir_esc=y#v=onepage&q&f=false)

<sup>13</sup> See <https://www.openstreetmap.org/?#map=15/4.6618/119.3949>

<sup>14</sup> Burias et. al. (2021).

<sup>15</sup> RETS VCA study, p. 10.

on the sea, while women and children are engaged in the preparatory and post-harvesting tasks).

Despite the extensive farmed seaweed area, production has not increased through the years. This is due to “a host of challenges such as the lack of high-quality seedstocks, “ice-ice” disease infection, epiphyte infestation, and poor farming and post-harvest practices. Specifically, the “ice-ice” disease is important in this context, because it lowers farm yields up to 70% and reduces the quantity and quality of carrageenan produced by 25 – 40%, lowering the market value of the produced seaweed. More frequent occurrence of the “ice-ice” disease is attributed to the increasing water temperature and sea pollution (among other factors). Increasing sea temperature, as a result of climate change is another potential threat to seaweed farmers in the project area.

In addition, the main RDS market for currently grown seaweed species, although expected to grow yet is a mature industry with limited growth projections. In addition, competition from non-seaweed-based hydrocolloids is expected to grow which will result in limited market potential. There are two development pathways that seaweed community can pursue to build a climate adaptive livelihood based on seaweed. Firstly, to improve the current seaweed portfolio by addressing quality and productivity issues and diversifying into seaweed species that can be used for food, feed, agriculture inputs and other industrial use. Secondly, by introducing viable processing, the seaweed community can add value to their seaweed and retain higher income. The local value addition can be introduced to current seaweed species under cultivation and by processing new species of seaweed that are suitable for production in the region.

Limited water supply infrastructure impacts the ability to process and refine seaweeds into higher value quality products as carrageenan. Increasing income opportunities and improving economic stability of the seaweed farming communities will increase their resilience to climate change.

#### **Vulnerable and marginalized groups**

Project area is inhabited mostly by the Sama people, who are a highly diverse and widespread group concentrated in Sulu and Tawi-Tawi. Sama divide themselves into two major groups according to lifeways: the Sama Dilaut (often called Badjao), with a marine orientation and much of the indigenous culture intact; and the Sama Diliya, who lead an agricultural existence and are much more Islamicized. Trade is an important facet of the culture, and in some areas, especially the island of Sibutu, shipbuilding is a major industry. While many actually live on their boats, many others live in houses built on posts over shallow waters with their various boats moored nearby, in areas sheltered from strong weather<sup>16</sup>.

The Badjao are present in the project area. They are the most vulnerable and marginalized group<sup>17</sup>. According to the available studies, the Badjaos face several challenges, including malnutrition, inability to reach or pay health services, inability to pay the cost of schooling, lack of wealth (savings), and lack of socio-political influence. Vulnerable households are those who are powerless, unable to respond to unforeseen circumstances which can also be a result of lack of belief in the ability to address problems. Finally, lack of socio-political power means weak negotiating skills and lack of skills to compete in the job market.

Badjaos live in coastal areas and derived their minimal income from activities that do not require formal skills training such as fishing and selling simple goods. Children who are supposed to be in school are often pulled out from their classes and are encouraged to look for additional sources of income for the families. Estimated monthly household income of Badjaos is mostly below 3000 PhP (ca. 50 USD), with around 25% of population living for less than 25 USD per month per family, which is well below the poverty line. Clearly, the income of the Badjaos, whose number of children ranged from 2 to 12 with an average of five, is insufficient to provide their basic family needs.

The exact number of Badjaos in the project area is not known. Estimates vary, but based on the filed surveys it is estimated that 2500 – 3000 live on Sitangkai and Sibutu. They are considered by the locals as informal settlers and often occupy houses build on stilts.

The Badjaos rely on rain as major water source. If there is no rain, or the rainwater gathered runs out, residents would source water from other available sources. According to studies<sup>18</sup>, water supply has been a perennial problem for most Badjaos. Most of them cannot afford to pay for water.

#### **Water access in the project area**

With the whole BARMM region having the lowest water supply coverage in the country and majority of the population having only level 1 access, as mentioned above, Tawi-Tawi is also deemed as among the provinces with poor water access. Within the framework of the RETS project a study on water supply for Sitangkai and Sibutu has been done by a team of experienced

<sup>16</sup> <https://www.csueastbay.edu/museum/virtual-museum/the-philippines/peoples/sama.html>

<sup>17</sup> Usman K., Bacongus R.D. (2016). “Persistence of Poverty among the Badjaos of Bongao, Tawi-Tawi, ARMM, Philippines”, *The Journal of Public Affairs and Development*, Vol. 3, No. 1 & 2, 2016, pp. 151-185, ISSN 2244-3983

<sup>18</sup> *Ibid.*

local consultants familiar with local context in 2021 - 2022<sup>19</sup>.

This study's intention was to assess and design feasible options for an appropriate water supply system integrated within a hybrid power system (diesel-fired power plant + solar PV system) for Sitangkai and Sibutu, with the aim to increase and extend the availability of electricity service to about 15,000 seaweed farmers while also providing Level 2 or Level 3 water supply systems to these families and the rest of the households in these communities, thereby increasing social services and improving the quality of life.

The study used household surveys triangulated with secondary data, interviews with various stakeholders, and on-site validations, relevant data such as water and electricity demand, water sources, and other socio-economic parameters. System designs were done through techno-economic simulations for optimization and cost-benefit analysis to determine financial impacts. As a result, preliminary design options for feasible water-energy systems for the two islands were presented. The approach is presented on Figure 3.

Three profiling were conducted on water demand, water quality and quantity, and electricity demand. Water demand profiling was done through a survey of the households in Sibutu and Sitangkai, where current and projected consumption for communal, household, and productive (e.g., seaweed farming) uses were established. Water quality and quantity profiling were done to determine options for water supply source, treatment, and distribution, which will then facilitate the profiling of additional electrical energy needs for the two islands. System design options were established based on possible water distribution systems and estimated electricity demand. Techno-economic optimization was carried out to determine which design options for water-energy systems may provide the best benefit-cost scenarios.

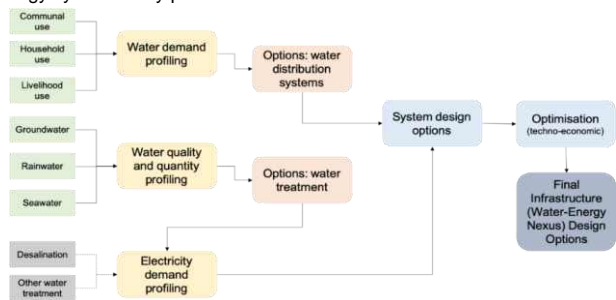


Figure 3. The water study approach  
Source: Taboada E.B. et. al., op.cit.

Primary data for the study was obtained through a survey of selected households in both municipalities. The survey instrument was divided into four sections: (1) household information, (2) water supply, (3) sanitation and hygiene, and (4) electricity supply. The questionnaire was approved by the Central Visayas Research Ethics Committee. The sample size was determined based on the rule of thumb, where 30% of the total population for small populations is considered statistically acceptable. The survey was conducted between February 2022 to April 2022. Demographic profiling of households was done based on survey results. Water demand was projected based on current water consumption of the surveyed households approximated against population increase. Furthermore, this water demand is compared to standard norms, which is then considered in the design of water supply systems. Water treatment options were then established based on these projections. The required energy demand considering the energy-water nexus is projected based on appropriate water treatment and distribution requirements.

Existing water supply system on Sitangkai

There are currently four groundwater resources identified and operationalized in Sitangkai, the brackish nature of the water extracted makes it unpotable and unsafe especially for drinking and for specific domestic uses like food preparation, bathing, washing, and cleaning. While rainwater resource is confirmed as one major option for water resources in Sitangkai, its major drawback is in meeting the ever-growing water demand. With the ongoing climate change or variability, rainwater would not be the most reliable resource option for the Sitangkai communities.

Table 1. Identified groundwater resources in Sitangkai Island  
Source: Taboada E.B. et. al., op.cit.

<sup>19</sup> Taboada E.B., et. al. (2022), "Assessment and Preliminary Design Options for Feasible Renewable Energy-Water Supply Systems in Sibutu and Sitangkai Islands, Tawi-Tawi, Philippines", Final Report, EU-ASEP-UNIDO RETS Project.



Water Source	Name and Location	Coordinates	Estimated Distance from Community (m)	Service level (I, II, III)	Operational Status & Water Quality	Water source	Water Storage provision
1	North Larap Water System	Lat: 4.757258 Long: 119.409896	916	Level I	Operational; brackish	Groundwater boreholes	none
2	Tongmageng Water System	Lat: 4.698066 Long: 119.403608	1,100	Level II - but no treatment facility	Operational; brackish	Groundwater boreholes	Concrete tank (27-cbm) and 1-new under construction (108-cbm)
3	South Larap Water System	Lat: 4.75564 Long: 119.405988	644	Level II - but no treatment facility	Operational; brackish	Groundwater boreholes	Concrete tank (114-cbm)
4	Tongsong Water System	Lat: 4.748876 Long: 119.404334	2,380	Level II - but no treatment facility	Not operational waiting for replacement of new water pump	Groundwater boreholes	Concrete tank (27-cbm)

#### Existing water supply system on Sibutu

There are 18 known water sources in Sibutu (Figure 5.) of which 15 have been surveyed as they are the nearest to the barangays and are readily accessible to its communities. Nine out of 15 surveyed water supply systems are functional, and one is a potential water source. Six out of the functional water supply systems are owned and operated by private individuals.

These sources are in barangays Tongehat, Taungoh, Tandu Banak/Sheik Makdum, Datu Amilhamja Jaafar, Nunukan, Hadji Mohtar Sulayman, Ligayan, and Talisay. The sources in Tongsibalo, Ligayan, Nunukan, Hadji Mohtar Sulayman, and Talisay are all non-operational due to inadequate funds while Nunukan has an untapped water source called Kaban-Kaban pool, which is culturally significance among locals. All water sources in Sibutu are untreated, although physical and chemical properties are moderately within the standards for drinking water.

The operational sources provide Level I to Level II water service to the residents except for Tandu Banak/Sheik Makdum, which is providing Level III service but only to a small number of households in these barangays. Wherever these exist, the water supply and distribution pipelines in Sibutu are inadequate, unprotected, not well-maintained, and broken or damaged, resulting in poor, untreated, and unreliable water supply.

**Table 2. Current Water Demand of Communities in Sibutu with Water Resource System**

Source: Taboada E.B. et. al., op.cit.

#### A. Northeast Sibutu

Northeast Sibutu Sources	Name	Barangays Served	Population (2020); Households served	Water Requirement (cmd)	Record of Ave volume extracted (cmd)	Service level (I, II, III)	Operational status; Water Quality	Water Source
1	Datu Amilhamja Jaafar Water System	Datu Amilhamja Jaafar	1540; 177	290.95	no available data	Level I and Level II with no treatment facility	Operational; fresh and clean, not disinfected	Ground water boreholes
		Sibutu Poblacion	1105; 118					
2	Kaban-Kaban Pool	Nunukan	water reserve	water reserve	water reserve	water reserve	Potential source	Ground water cave system
3	Nunukan Water Service Provider	Nunukan	2431; 273	267.41	60	Level I	Non-functional	Under-ground spring
4	Ambulong Sapal Water Service Provider	Ambulong Sapal	2015; 224	370.81	30	Level I	Functional; fresh and clean, not disinfected	Drag well
		Hadji Imam Bidin	1356; 265					
5	Imam Hadji Mohammad Gaya Water Service Provider	Hadji Mohammad	1752; 196	394.24	40	Level I	Non-functional	Under-ground spring
		Hadji Taha	1832; 199					
6	Talisay Water Service Provider	Talisay	1836; 210	201.96	45	Level II	Non-functional	Under-ground spring



## B. Southwest Sibutu

Southwest Sibutu Sources	Name	Barangay Served	Population (2020); Households served	Water Requirement (cmd)	Water Tank Volume (m <sup>3</sup> )	Service level (I, II, III)	Operational Status; Water Quality	Water source
1	Mokhtar Sulayman Water System	Mokhtar Sulayman	2,295; 149	252.45	90	Level II but no communal faucet and no treatment facility	Operational; fresh and clean, not disinfected	Groundwater boreholes
2	Tongsibalo Water System	Tongsibalo	2,308; 285	253.88	27	none	non-operational; for rehabilitation	Groundwater boreholes
3	Ligayan water system	Ligayan	2,517; 253	276.87	64	none	non-operational; for rehabilitation	Groundwater boreholes
4	Sheik Makdum Water System 1	Sheik Makdum	3,084; 354	276.87	27	Level III with no treatment facility and water meter	Operational; fresh and clean, not disinfected	Groundwater boreholes
5	Sheik Makdum Water System 2				27	Level III with no treatment facility and water meter	Operational; fresh and clean, not disinfected	Groundwater boreholes
6	Tandu Banak Water System	Tandu Banak	2,739; 323	301.29	80	Level II with no treatment facility & communal faucet	Operational; fresh and clean, not disinfected	Groundwater boreholes
7	Taungoh Water System	Taungoh	3,334; 392	366.74	27	Level II with no treatment facility & communal faucet	Operational; fresh and clean, not disinfected	Groundwater boreholes
8	Tongehat Water System	Tongehat	1,708; 201	187.88	226	Level II with no treatment facility & communal faucet	Operational; fresh and clean, not disinfected	Groundwater boreholes
9	Ungus- Ungus Water System	Ungus- Ungus	2,391; 292	263.01	97	Level II with no treatment facility & communal faucet	Operational; fresh and clean, not disinfected	Groundwater boreholes

Based on the official definitions of water supply service levels shown below, the barangay water supply systems in Sitangkai and Sibutu would fall under level 1 and not level 2. Also, by definition, barangay operated water supply systems fall under level 1.<sup>20</sup> NEDA Board Resolution No. 12, Series 1995, defines the levels for water supply service in the country as:

- Level 1 (point source) – a protected well or a developed spring with an outlet but without a distribution system as it is generally adaptable for rural areas where the houses are thinly scattered serving an average of 15 households with people having to fetch water from up to 250 meters distance
- Level 2 (communal faucet system or stand post) – a piped system with communal faucets usually serving 4-6 households within 25 meters distance<sup>21</sup>
- Level 3 (waterworks system) – a fully reticulated system with individual house connections based on daily water demand of more than 100 liters per person.

<sup>20</sup> "BWSAs (Barangay Water Supply Associations) operate Level I facilities (mostly wells with handpumps) while Level II piped supplies are operated by RWSAs (Regional Water Supply Associations) and cooperatives." (PWSSR, p. xv.)

<sup>21</sup> Official definition of Level 2 water supply facility/service (communal faucet system or standposts): A water supply facility composed of a source, a reservoir, a piped distribution network with adequate treatment facility, and communal faucets. Usually, one faucet serves 4- 6 households. Generally suitable for rural and urban fringe areas where houses are clustered densely to justify a simple piped system. The definition was modified with the inclusion of the underlined phrase 'with adequate treatment' to emphasize that source of water supply has passed the Philippine National Standards for Drinking Water. (Source: <https://psa.gov.ph/content/level-ii-water-supply-facilityservice-communal-faucet-system-or-standposts-1>)

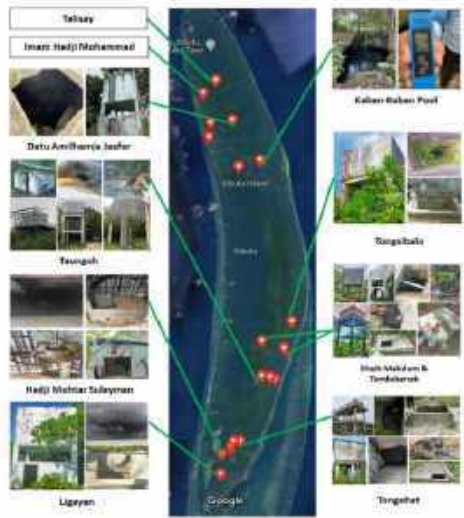


Figure 4. Existing water sources in Sibutu

Source: Taboada E.B. et. al., op.cit.



Figure 5. Existing rainwater harvesting systems, Sitangkai

Source: ESIA Study

Based on field studies and interviews with inhabitants (both women and men), the current state of water access at the islands is as follows:

- Existing water sources from shallow, dug, and bore wells are mostly unprotected, in dire state (broken, not functional, or operational), and lack proper maintenance. In its vicinities, impurities and leaked/excess fuel from generators are often detected. The water sources are vulnerable to contamination, salt intrusion (especially those located in coastal areas), and other unavoidable circumstances and incidents like thief, vandalism, and disputes.
- Water pumps are powered by diesel- or gasoline-fired generators, which operate on a part-time basis (4-8 hours daily and 2-3 times weekly) and are heavily dependent on continued budgetary support from the local government units (e.g., barangays), which oftentimes run out, causing water supply shortage for indefinite periods of time.
- Most barangays or villages have their own independent sources of water, which is good, but most of them are in dire state as described above.
- The water supply from these sources is untreated (unfiltered and not disinfected), which causes doubt for its cleanliness, safety, and potability. Water analysis was previously conducted but this happened very rarely.
- Bulk water importation is extremely expensive, especially those bottled, processed, and purified (via filtration and reverse osmosis done by water purifying and refilling stations).

- Rainwater is untreated, its catchment is very basic and rudimentary, and is mostly constrained by vulnerability to prolonged drought, shortage of roofing space, exposure to dirt and contaminants from animals, rodents, birds, and others.
- Water storage tanks are also basic, often rudimentary, and not well-maintained.
- Water recycling is not a regular practice and wherever it is done, it is limited in scope and process, which are usually carried out by households. However, seawater or brackish water (from nearby wells) is often used for cleaning and other domestic purposes.
- The construction of community- or island-wide ground water supply system is capital intensive and would potentially pose several unintentional environmental problems which need appropriate mitigation (such as those related to site selection, sources and use of materials, generation of excessive noise, pollutants, and others).
- The islands have no water management system which can take care of the water problem and the sustainability of the water resources in the long-term.
- Majority of the island communities, especially those living in coastal areas with houses built on stilts, commonly practice open defecation and or direct disposal of wastes into the sea. Common toilets in these communities are of hanging latrine type, with no catchment and pipelines and connected to septic tanks.
- There is no community- or island-wide sewage and septage collection, treatment, and disposal system.

#### Water demand in the project area

The water demand in both islands was estimated based on population data (Census 2020), projected every year based on annual growth rate. Water demand based on standard norm of 110 liters per capita per day is used for all households and this is increased to 177.5 liters per capita per day for all uses (including commercial, industrial, institutional uses) to account for the water requirements when the island communities can grow their seaweeds production up to industrial scale. In the following charts (Figure 6), water demand is shown for the first five years up to 2027 and escalated every five years starting 2030 up to 2050.

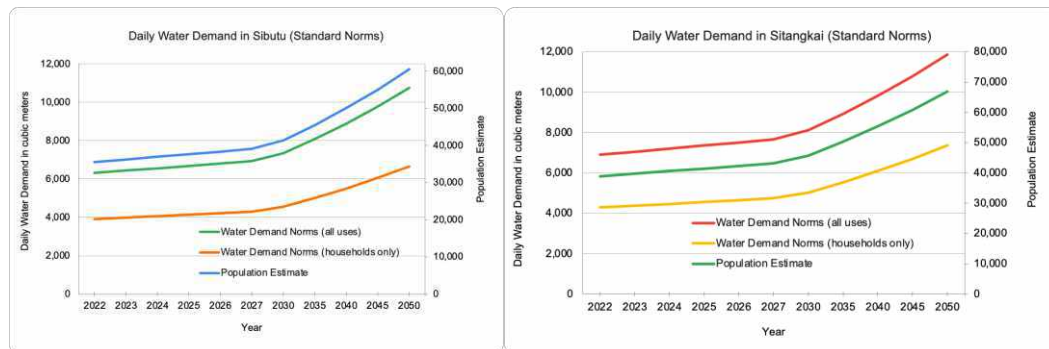


Figure 6. Projected water demand in the project area, based on standard water consumption norms  
Source: Taboada E.B. et al., op.cit., updated

It is important to note that the projections are based on the standard norms (110 L per day per capita for household use), while current consumption, according to the field survey, falls 15-20 times lower than the norm.

#### Key findings of the Water Study:

Presented below is the summary of key findings and recommendations from the water study, which provide the basis in setting up the requirements and conditions for the project design and implementation.

- **Majority of the households in both Sibutu and Sitangkai are nuclear households whose main source of income comes from seaweed farming.** More than 50% of the households in both islands are poor with monthly income of less than Php 10,000 and majority are beneficiaries of government financial assistance such as the *Pantawid Pamilyang Pilipino Program* or 4Ps and the Unconditional Cash Transfer or UCT.

- **Based on survey results, the average current water demand of Sibutu is 153 m<sup>3</sup> per day, of which 96.8 m<sup>3</sup> is used for drinking (and cooking).** These translate to a current water consumption per capita per day of 4.31 liters for all uses and 2.77 liters for drinking and cooking alone. **For Sitangkai, the average current water demand is 235 m<sup>3</sup> per day, when only 90.6 m<sup>3</sup> is used for drinking and cooking.** This means that the average daily per capita consumption is 6.05 liters for all uses and 2.33 liters for drinking and cooking. The current demands of both islands are relatively much lower (less than 7%) of the standard for households as defined by a World Bank study on the basic needs of the urban poor, which is estimated to be 100 liters per capita per day. This indicates that both islands are severely deprived of clean and potable water. Communities in rural areas should also benefit the same as what normally the city dwellers are enjoying such as clean water not only for drinking and household uses but also for economic productivity.
- **In designing options for water systems in Sibutu and Sitangkai, water demands for both islands were projected to consider an average standard consumption of 110 liters per capita per day.** Therefore, in Sibutu, the average consumption is 4,000 m<sup>3</sup> per day and in Sitangkai, it is 4,281 m<sup>3</sup> per day. Both demands are projected considering the average increase in population in both islands (Figure 6).
- **Rainwater is the most common source of water for drinking and domestic uses in both Sibutu and Sitangkai.** More than 80% of the households in Sibutu use rainwater for drinking and 84.4% use it for domestic uses. In Sitangkai, 96.7% of the households use rainwater for drinking while 81.7% use it for domestic uses. But it is noted that the stability and reliability of this water source are also threatened due to changes in rainfall patterns, attributed by increased frequency of severe storms, sea level rise, and other impacts of climate change. Further, survey results also indicate that while rainwater is the most common source of water for all uses for both islands, majority of the residents still source out their water for drinking and domestic uses outside their own houses, confirming that majority of the households in both islands still do not have Level III water supply.
- **Sibutu has 18 known water sources and only nine of which are currently operational.** These sources are in barangays Tongehat, Taungoh, Tandu Banak/Sheik Makdum, Datu Amilhamja Jaafar, Nunukan, Hajdi Mohtar Sulayman, Ligayan, and Talisay. The sources in Tongsibalo, Ligayan, Nunukan, Hajdi Mohtar Sulayman, and Talisay are all non-operational due to inadequate funds while the source in Nunukan is an untapped source called Kaban-Kaban pool and has a cultural significance among locals. All water sources in Sibutu are untreated, although physical and chemical properties are moderately within the standards for drinking water. The operational sources provide Level I to Level II water service to the residents, except for Tandu Banak/Sheik Makdum, which is providing Level III service to a few households in these barangays. **Base on expert judgement, groundwater resources on Sibutu can meet the demand for water in the long run.**
- **Sitangkai has four water sources located in Tongmageng, Tongusong, North Larap and South Larap.** The source in Tongmageng currently provides Level II service to several barangays on the island through a newly installed piped distribution system, although water is only used for domestic purposes. All water sources in Sitangkai are salty and not potable.
- **Disinfection by chlorination is a good, inexpensive, and easy-to-operate method for water treatment of all water supply sources in Sibutu.** Moreover, a water storage and distribution system with a capacity of about 200-400 m<sup>3</sup> per day or more is proposed for a group of barangays or for a community cluster relative to the water sources. Two options are presented for the water management in Sibutu, with the first option having a single integrated water management system under one water service provider serving all barangays. The second option is to have two integrated water resource management systems under one water service provider where each system will serve eight barangays on the island, one in the northeast side and one in the southwest, mirroring the existing diesel-fired power plants on the island. Wherever possible, it is highly recommended to use the available renewable energy supply (Solar PV Power Plant) in Sibutu in powering up the water supply and distribution systems.
- **Desalination is the recommended water treatment method for Sitangkai considering that all the island's water sources are salty and not potable.** Like Sibutu, two options are presented for Sitangkai, namely: the first option is to have one integrated water resource management system under one water service provider and a desalination facility located in Tongmageng. The second option is to have two integrated water resource management systems under one water service provider with two desalination facilities installed in Tongmageng and in Tongusong. The latter option is more costly in terms of capital investment and operating costs but would allow the more efficient distribution of potable water in all parts of the island. Preliminary cost analysis of a desalination facility with a minimum capacity of 500 cubic meters per day (CMD) would already lead to a dramatic decrease (at least 5-fold) of the current water price in Sitangkai. The desalination process also benefits from economy of scale, as the water price can further decrease by about 20% with increased desalination capacity of double its initial capacity (up to 1,000 CMD).
- **Power requirements for the IWRM systems should be addressed using renewable energy such as solar photovoltaics** to curb GHG emissions.

- **Sanitation and hygiene practices in both Sibutu and Sitangkai need further improvement** to maintain good health and well-being among people in the islands. The continuous practice of improper sanitation and hygiene can contribute dramatically to the poor economic productivity in seaweed farming since the seawater bodies around the island is the ultimate and direct dumping sites of human waste. Detailed design options are presented in this report for consideration and selection by the target beneficiaries.
- In addition to sanitation and hygiene, **proper and efficient solid waste management (SWM)** should be seriously pursued in both islands to tap resources from wastes, create additional jobs, increase economic productivity in the communities, and promote circular economy.

#### Key recommendations from the Water Study:

1. Rainwater harvesting systems should be enhanced to take advantage of this water resource by establishing proper rain collection processes and learning how rainwater disinfection is done, to render it potable and safe for drinking.
2. All sources of fresh water should be disinfected by employing simple chlorination methods to minimize health issues related to drinking unsafe water.
3. Water supply in all communities need to be at least at Level II in terms of distribution, and wherever possible, enhance this to a Level III water system to allow for individual households to have direct clean potable water provision.
4. Water wells as major water resources in all communities should be protected and maintained at all times in order to ensure continuous and sustainable water supply.
5. To address the above recommendations in a more holistic and systematic manner, an integrated water resource management (IWRM) system should be in place in each island, which can be managed by formalized water service provider(s), established with active participation by all direct stakeholders of the communities involved.
6. As an IWRM system is energy-intensive, renewable energy (RE) such as solar photovoltaics is highly recommended in running the water supply and distribution systems, promoting efficient RE-water nexus.
7. Proper sanitation and hygiene should be implemented and practiced in all sectors of the communities and households in Sibutu and Sitangkai to avoid endangering human health as well as their major livelihood, particularly seaweed farming.
8. Corollary to sanitation and hygiene, proper and efficient solid waste management (SWM) should be implemented in both Sibutu and Sitangkai, which could potentially create jobs and increase economic productivity by following the short-, medium-, and long-term SWM programs recommended in this report, whereby waste recycling, reuse, and recovery are championed to promote circular economy.
9. In the overall scheme of things, there is a need to enforce policies, which cover all aspects of the recommendations made, so that the communities as the main target beneficiaries will have a chance to meaningfully improve their quality of life and be in the forefront in their main responsibility to protect and take care of themselves, their resources, and their communities. In this regard, assessing the water security of the islands as part of its water governance is of paramount importance.

#### Water security assessment

Assessing water security in Sibutu and Sitangkai Islands is important to manage it properly and ensure the state of its water security. To understand better what is at stake on these islands, the water security assessment framework is employed with the sole purpose of conducting an evaluation of the current state of its water security in order to generate a good diagnosis, which will hopefully lead to the development of practical interventions in addressing pertinent water issues and challenges in a more holistic and systematic manner; thereby, enhancing the islands' water security in the long term.

The UN-Water (2013)<sup>22</sup> has defined water security as "the capacity of a population to safeguard sustainable access to adequate quantities of acceptable quality of water for sustaining livelihoods, human well-being, and socio-economic development, for ensuring protection against water-borne pollution and water-related disasters, and for preserving ecosystems in a climate of peace and political stability." In addition to this, the Global Sustainable Development Goal (SDG) 6 targets for everyone to have access to clean and safe water, sanitation and hygiene, as this is the most basic human need for health and well-being. As such, building water-secure communities in these islands is a top priority for its development agenda.

<sup>22</sup> UN-Water, 2013. Analytical Brief on Water Security and the Global Agenda. [https://www.unwater.org/sites/default/files/app/uploads/2017/05/analytical\\_brief\\_oct2013\\_web.pdf](https://www.unwater.org/sites/default/files/app/uploads/2017/05/analytical_brief_oct2013_web.pdf).

Adopting the water security assessment framework<sup>23</sup> and modifying this to render it appropriate in the island communities of Sitangkai and Sibutu, the Water Security Index (WSI) of each island was estimated.<sup>24</sup> In this case, the WSI covers seven dimensions of water security, namely: water supply and sanitation, water productivity, water quality, water equity, water-related disaster management, water environment, and water governance. These 7 dimensions are the basic elements of water security, which can be assessed robustly using 19 indicators, the details of which are further explained elsewhere.<sup>25</sup>

Key findings from this work show that both island communities have WSI of less than 1.5, which is equivalent to “Poor Water Security” (“The city or locality is highly water insecure. It faces several water-related issues. There is a lack of proper institutional management and preparation for future water challenges”). These islands are highly water insecure, which face several water-related issues. Of important note is the lack of proper institutional management and preparation for future water challenges. From these key findings, the following recommendations are provided to guide the islands on how its water security can be improved holistically and systematically (see Table 3). These serve as the springboard which reinforces the initiatives of this project.

Table 3. Recommendations to improve water security in Sibutu and Sitangkai Islands

Water Security Dimensions	Recommended actions
Water Supply and Sanitation	Water availability must be improved urgently by increasing and taking care of its water resources and supply system for distribution. The water supply must at least correspond to the water demand required by the population. The water supply infrastructure must be improved to ensure safe and potable water supply for all.
	Water accessibility must be improved urgently to reach 100% of the population. At least a Level II and where possible, a Level III potable water access and distribution must be achieved, so that all the population have water access in the communities and in their homes at all times.
	Sanitation and hygiene of all the population must be improved urgently. Everybody must have access to improved and safe sanitation facilities.
Water Productivity	The economic value of water must be optimized and beneficial to all the people of the islands. This means that water must be valued according to its use and purpose (e.g., consumptive and productive uses, e.g., household, public health, seaweed farming, fishing, others) according to the needs of the people.
Water Quality	The required water quality parameters in terms of physical, chemical, and microbiological properties of the water supplied in these islands need to be improved holistically. The water infrastructure facilities need to be improved to ensure safe and potable drinking water supply as mandated by law.
Water Equity	Water equity as defined is the proportional and equitable distribution of water related to environmental benefits and risks among diverse economic and cultural communities. As such, the local government units must ensure that this is implemented and affirmed by all the stakeholders of the island communities. Water equity includes the indicators on social equity, its socio-economic management, and water-related conflict management.
Water-related disaster management	Majority of disasters are water-related. In Sibutu and Sitangkai, sea level rise, temperature rise, pollution, and unpredictable weather patterns (e.g., rain, strong winds, storms) are the most pressing issues. Disaster preparedness, mitigation, and adaptation must be managed well by the local government authorities.
Water Environment	Water resources management is an integral part of water governance by the locality. This includes the state of water bodies (e.g., contamination, salt intrusion, drought, over-extraction) and the effects of polluting factors in all water resources of the islands. Improved infrastructures and appropriate technology and innovation are required to manage the water environment effectively. The use of renewable energy to power these water infrastructures would be beneficial to mitigate climate change by reducing GHG emissions.
Water Governance	Water governance involves the overall management of the water sector, its adaptation potential to future changes and challenges, and the effective involvement of citizen support for water security. The island communities must exercise its own responsibility to govern and manage well its water resources and infrastructure for the welfare and benefit of its population.

<sup>23</sup> Babel MS, Shinde VR, Sharma D, and Dang NM, 2020. Measuring water security: A vital step for climate change adaptation. Environmental Research, 185, 109400- 109400. doi:10.1016/j.envres.2020.109400; Babel MS, Chapagain K, and Shinde VR, 2023. How to measure urban water security? An introduction to the Water Security Assessment Tool (WATSAT). APN Science Bulletin, 13(1)760–75. doi:10.30852/sb.2023.2166.

<sup>24</sup> Taboada EB (2024). Assessing water security in the island communities of Sitangkai and Sibutu of Tawi-tawi Province in the Philippines, Unpublished report supplementary to the EU-ASEP-UNIDO RETS Project on “Assessment and Preliminary Design Options for Feasible Renewable Energy-Water Supply Systems in Sibutu and Sitangkai Islands, Tawi-Tawi, Philippines”.

<sup>25</sup> Ibid, Taboada EB (2024).



## Gender issues<sup>26</sup>

Traditionally, water management—the science and engineering of the resource—and water policymaking have been male-dominated spaces, much like other fields of governance. The role of women within water decision-making spheres, both at the domestic level and even more so at the international, transboundary space, has been unrecognized and overlooked. Domestic water management, which is more focused on supply management through infrastructure development, is a very top-down political process and is managed through patriarchal structures highly dominated by men on the political as well as technical sides.

A World Bank study of 28 economies<sup>34</sup> showed that fewer than one in five workers in the water utility sector were women. This imbalance often results in water management, distribution, and access processes which are oft-times fundamentally ignorant to the needs of women and young girls.

Seaweed farming is viewed as a family enterprise with family members, both immediate and extended, helping out during the pre-farming preparation, farming, harvesting, and drying. Children, including those of their neighbors, help, which makes them miss school. Women are involved in all stages of the cropping cycle and post-harvest processing—from prepping and tying the seedlings to the lines in the farm, setting up the lines, to maintaining the growing seaweeds, harvesting, drying, and packing. In addition, women also sell fresh seaweeds in the markets. However, women farmers are not compensated for their contribution to the farm because their labor inputs are not considered as part of the capital investment. In addition, women farmers are not considered the main players of the industry because of their limited knowledge, lack of skills, training and lower level of education compared to their male counterparts. They learned to farm through their own initiative and hands-on activities. The male farmers attribute their success in farming to the skills and experience gained from farming for a long time. Skilled and experienced farmers were more likely able to address problems such as ice-ice infection, epiphyte infestation or extreme weather conditions. It is important to note that a good education would improve the capacity of seaweed farmers to think critically and manage their farms effectively.

Without safely managed water, sanitation and hygiene (WASH) services, women and girls are more vulnerable to abuse, attack and ill-health, affecting their ability to study, work and live in dignity. Women and girls usually have the responsibility of fetching water. This can be a dangerous, time-consuming and physically demanding task. Long journeys by foot, often more than once a day, can leave women and girls vulnerable to attack and often precludes them from school or earning an income. For women and girls, sanitation is about personal safety. Having to go to the toilet outside or sharing facilities with men and boys puts women and girls at increased risk of abuse and assault. Women and girls have specific hygiene needs. A clean, functional, lockable, gender-segregated space is needed, with access to sanitary products and disposal systems, for women and girls to manage menstrual hygiene and pregnancy. Lack of safely managed water and sanitation is an equality issue. Women and girls are disproportionately affected by poor water, sanitation and hygiene services and facilities. However, their voices and needs are often absent in the design and implementation of improvements, thereby ensuring their continued marginalization.

In Sibutu and Sitangkai, women and girls, traditionally responsible for household chores including water collection, spend 30 minutes to 3 hours daily fetching water, unpaid labor that limits their opportunities for education and health.

Focused group discussions and interviews reveal that women and girls, primarily marginalized indigenous people affected by climate change, play critical roles in their communities—managing household needs, including water and sanitation, addressing socio-economic and gender issues, and participating in barangay affairs

While some barangays in Sibutu have access to fresh water, not all have household connections; families with faucet access pay around P100 monthly, saving time for income-generating activities. However, poor coastal communities, such as the Badjao in stilt houses, face significant challenges: lacking toilets, waste directly enters the sea, and water must be transported by boat from community faucets. Limited rainwater collection due to small roofs and inadequate piping further exacerbates their difficulties. In Sitangkai municipality, there are no potable water sources on the island, as all available water is salty or brackish. The community depends on expensive potable water transported from Sibutu or shipped in blue containers (P150-200 per drum; P30-50 per 20-L container), with additional transport costs for home delivery. Brackish water and rainwater are primarily used for cleaning, household chores, and laundry. Interviews indicate a strong willingness to pay for household water connections, as it would allow individuals to spend more time with their families or engage in income-generating activities.

Domestic violence is not tolerated in Tawi-Tawi's peace-loving society. Disputes are addressed promptly by barangay officials and elders, often resolved amicably between couples. Divorce is an option under Muslim tradition when necessary, but violence is discouraged as it is forbidden by Islam and Muslim culture. Clan conflicts, such as "rido" wars, are also avoided and quickly mediated with the help of elders and local officials. Results of a gender analysis done for the project have been integrated into the project design in a relevant and meaningful way and considered the involvement of women in water management in Sibutu and Sitangkai and ensure that the established water system will be gender-responsive. Therefore, the

<sup>26</sup> Based on Bugtong et. al. (2021), pp.7-8, RETS project experience, consultations and interviews with seaweed farming families

needs of women and girls has been integrated into project component. This reaches from gender-responsive stakeholder consultations, involvement of women during design, implementation as maintenance of the systems, enhancing women's access to clean water and sanitation, creating jobs for women in the operation of the water systems, supporting gender equality and women's empowerment through involvement in decision making, to working with men to reduce gender bias. The detailed gender analysis can be found in Annex C to this document.

## Climate hazards and future climate trends

### Climate related hazards

The Philippines faces some of the highest disaster risk levels in the world, ranking joint 34<sup>th</sup> out of 191 countries in the INFORM 2023 Risk Index<sup>27</sup>. The country is especially exposed to tropical cyclones, ranking 2<sup>nd</sup> highest in terms of risk. Flooding is also a considerable risk (ranked 31<sup>st</sup>) and a major contributor to the Philippines' position on the INFORM index. Tightly linked to these risks is the threat of landslides, which is significant, particularly in the country's northern regions. The risks associated with drought, however, are less pronounced (ranked 68<sup>th</sup>). In terms of 'coping capacity', the Philippines ranks joint 105<sup>th</sup>. The following climate-related natural hazards have been analyzed in the context of the project site (based on the World Bank Climate Change Knowledge Portal<sup>28</sup> and National Drought Plan for the Philippines<sup>29</sup>):

- (a) **Temperature and heatwaves** – the Philippines experienced a rise of 0.62°C in annual average mean temperature between 1958-2014 and a significant increase in the number of hot days and warm nights throughout the country between 1960-2003 (trends are similar to those experienced across the Pacific region in general), with significantly higher increase in the mean temperatures in southern part of the country. Over the same period there is also an increasing significant trend in the number of hot days (maximum temperature above 99<sup>th</sup> percentile) and a decreasing significant trend in the number of cold nights relative to normal values for 1971-2000.
- (b) **Sea surface temperatures** from 1982 to 2017, based on NOAA's data, have been increasing since 1982 at an average rate of 0.20°C per decade or an average absolute increase of 0.65°C up to 2017<sup>30</sup>.
- (c) **Precipitation and droughts** - analysis of rainfall records in the period of 1951 to 1992 shows negative rainfall amount trends in Mindanao, Visayas, and Eastern Luzon. There is also a decreasing trend in rainfall associated with the southwest monsoon (SWM) in the past 50 years and an increasing trend in the number of "no rain" days suggesting a longer dry period during the SWM in recent decades over western Philippines. The occurrence of drought is heavily influenced by the El Nino Southern Oscillation (ENSO) and its warm and dry phase, El Nino, the southern parts of the country (Mindanao) are particularly affected. There have been 11 droughts recorded since 1968 (on average every 4-5 years). The 2015-2016 drought, which caused damage across 16 of the Philippines 18 regions (85% of the country), was driven by the most severe El Nino event ever recorded.
- (d) **Sea level rise** – according to the University of the Philippines-Marine Science Institute, sea level rise in the Philippines is three to four times faster than the global average rate and impacts of sea-level rise such as coastal flooding, coastal erosion and the salinization of aquifers are already felt, there are numerous compounding local factors. The rate of sea-level rise experienced in Manila Bay and Visayas in recent decades is at 15mm per year (between 1960 and 2012).
- (e) **Cyclones and floods** - the Philippines is highly exposed to flooding, the consequence of severe cyclones and heavy rainfall. The Philippines is one of the most cyclone-prone countries in the world, lying on what is often described as the 'typhoon belt'. Approximately 19–20 cyclones enter the Philippine Area of Responsibility annually, with 7–9 reaching landfall. The number of typhoons making landfall around the Leyte Island region of the country has steadily increased over the last 70 years.

### Future trends

According to the latest Philippine Atmospheric, Geophysical and Astronomical Services Administration Climate Change projections and World Bank Group's Climate Change Knowledge Portal (CCKP), the Philippines will experience:

- (a) **Temperature and heatwaves** - the Philippines will experience a trend of consistent warming, with more significant warming occurring towards the end of the century (from 0.8°C to 3.1°C depending on the representative pathway). Under all emissions pathways projections, the probability of experiencing a heat wave increases dramatically by 2080–2099, for Mindanao in the south, particularly large increases in heatwave probability are projected, with potential for year-long heatwaves by 2050.

<sup>27</sup> <https://drmkc.jrc.ec.europa.eu/inform-index/INFORM-Risk>

<sup>28</sup> Based on the Coupled Model Inter-comparison Project Phase 5 (CMIP5) models, utilized within the Fifth Assessment Report (AR5)

<sup>29</sup> [https://knowledge.unccd.int/sites/default/files/country\\_profile\\_documents/1%2025%20FINAL\\_NDP\\_Philippines.pdf](https://knowledge.unccd.int/sites/default/files/country_profile_documents/1%2025%20FINAL_NDP_Philippines.pdf)

<sup>30</sup> Geronimo, RC (2018). Projected Climate Change Impacts on Philippine Marine Fish Distributions. Department of Agriculture – Bureau of Fisheries and Aquatic Resources.



- (b) **Sea surface temperature** – global projections show different trajectories temperature trends within the Philippines' seas up to 2100 depending on how strongly global greenhouse gas emissions are mitigated ranging from 0.7°C to 3.1°C increase in mean sea surface temperature. More detailed regional models provide estimates that the Philippines' seas are projected to warm by more than 3.5°C by 2100<sup>31</sup>.
- (c) **Precipitation and droughts** - considerable uncertainty surrounds projections of local long-term future precipitation trends, but some trends are evident, that is increasing trends in annual rainfall and seasonal rainfall in many parts of the country associated with extreme rainfall events. The intensity of sub-daily extreme rainfall events appears to be increasing with temperature.
- (d) **Sea level rise** – the sea-level is projected to increase by 50 cm by mid-century and by up to 1.33 m by 2100 under the highest emissions scenario (SSP5-8.5). Furthermore, 16.9% of the Philippines' islands are projected to become submerged under extreme scenarios of sea-level rise (6m).
- (e) **Cyclones and Floods** minimal increase in the frequency of very strong tropical cyclones exceeding 170 km/h; and Typhoons also appear to have greater intensity - there is a likelihood that high intensity events will become more frequent, and available models suggest that expected annual damages could increase by up to 35% by 2050.

### Climate change impacts and natural resources

The Philippines ranked 4<sup>th</sup> among the countries most affected by extreme weather events in 2000-2019 (Long-term Global Climate Risk Index)<sup>32</sup>, in this period the country experienced a total of 317 weather-related events, the highest among the most affected countries.

According to the WorldBank<sup>33</sup>, the Philippines, is becoming increasingly vulnerable to **water scarcity**, a consequence of rising population and increased demands from household and industrial consumption. Climate change could impact hydrological processes, having significant effects on numerous aspects of water resources, including streamflow, domestic water supply, irrigation, aquifer depth and recharge as well as water quality such as saline intrusion. Changed rainfall patterns may lead to water shortages due to the inability to store excess water for use in the dry season. In addition, intense rainfall events may not recharge groundwater at the rate experienced when rainfall is spread more evenly across the season. Finally, lower than average rainfall during the dry season may also affect soil porosity and vegetation condition leading to reduced infiltration rates and groundwater recharge (Miller, Alexander, & Jovanovic, 2009).<sup>34</sup>

Observed **sea level rise** is significantly higher than the global average and puts at risk 60% of LGUs covering 64 coastal provinces, 822 coastal municipalities, 25 major coastal cities, and an estimated 13.6 million Filipinos that would need relocation.<sup>35</sup> Impacts of sea-level rise such as coastal flooding, coastal erosion and the salinization of aquifers are already felt in the country. Additionally ground compaction due to excessive groundwater withdrawal adds to the problem.

**Sea surface temperature** increase results in lower oxygen levels and ocean acidification. In the Philippines, a decline of around 9% of fisheries GDP and coral bleaching was observed owing to rising ocean temperatures. Seaweed survival, growth, and reproduction are known to vary with numerous climatically sensitive environmental variables including temperature, salinity, wave heights, pH, and carbon dioxide concentration, which are influenced by climate change. Rising sea temperature has a negative effect on seaweed productivity through reduced spore production, reduced germination, and growth<sup>36</sup>. It also increases the occurrence of "ice-ice" disease impacting seaweed productivity and value<sup>37</sup>.

Women often face higher risks and greater burdens from the impacts of climate change in situations of poverty and due to existing roles, responsibilities and cultural norms. For example, in Sibutu and Sitangkai, women are responsible for household energy, food, water and care for the young and elderly. Climate change amplifies existing gender inequalities and poses unique threats to women's and girls' livelihoods, health, and safety since during droughts women have to travel further to collect water, they have to work harder to secure income and resources for their families. This puts added pressure on children, often girls, who often have to leave school to help their mothers manage the increased burden.

### Specific impacts in the project area

Tawi-Tawi is a province composed of small and low-lying island communities where many of its residence live along the coast because of its easy accessibility to the sea. These coastal communities are highly dependent on the ocean for food and

<sup>31</sup> Geronimo, RC (2018), *ibid*.

<sup>32</sup> <https://www.preventionweb.net/news/highlights-ippcc-ar6-wg1-and-its-relevance-philippines>

<sup>33</sup> Climate Risk Country Profile: Philippines (2021): The World Bank Group and the Asian Development Bank

<sup>34</sup> Cruz, R. V. O., et. al. (2017). 2017 Philippine Climate Change Assessment: Impacts, Vulnerabilities and Adaptation. The Oscar M. Lopez Center for Climate Change Adaptation and Disaster Risk Management Foundation, Inc. and Climate Change Commission, p.2 and 8. <https://climate.gov.ph/files/PhilCCA-WG2.pdf>

<sup>35</sup> PDP, p. 3-17. CCC 2018. *Climate Change and the Philippines: Executive Brief*.

<sup>36</sup> Harley, Christopher & Anderson, Kathryn & Demes, Kyle & Jorve, Jennifer & Kordas, Rebecca & Coyle, Theraesa & Graham, Michael. (2012). Effects Of Climate Change On Global Seaweed Communities. *Journal of Phycology*. 48. 1064-1078. 10.1111/j.1529-8817.2012.01224.x.

<sup>37</sup> Ward, GM, Kambey, CSB, Faisan, JP, et al., op. cit.

livelihood. The islands are surrounded by diverse coastal ecosystems like seagrass beds, mangrove forest and coral reefs. However, the low-lying setting of the islands surrounded by water and relatively exposed to predominant wind makes them susceptible to storm surge and sea level rise. In addition, Tawi-Tawi is located in a region where the rate of sea level rise is 8mm/year based on the map of rates of sea level changes in the Philippines between 1993 and 2009.<sup>38</sup>

Particularly in the project area, **climate change will increasingly reduce the already scarce water resources in these areas.** The climate change threats to water resources include increased intensity and frequency of storm (La Nina) and drought (El Nino); variation in steam flow and groundwater recharge, affecting water quality and seasonal water availability; higher temperature affecting water quality (such as eutrophication); and sea level rise causing saltwater intrusion into surface and ground water, affecting the amount and quality of water supplies<sup>39</sup>, and increased vulnerability of homes to inundation.

Based on the climate vulnerability assessment of the capital town of Bongao Island (Tawi-Tawi) to sea level rise, storm surge and wave impacts, the islands of Tawi-Tawi have high sensitivity to these climate impacts depending on population, seagrass (seaweeds) and coral cover, and presence of mangrove forests.<sup>40</sup>

Unpredictable rains and longer dry seasons have been observed also in Tawi-Tawi during the last 3 to 4 years. This could also impact ground water supply and quality especially as these climate phenomena are expected to persist. Rainwater harvesting, which is a main practice to have water supply is obviously also affected. Also, continuous underground water extraction in Sibutu could lead to salt-water intrusion and collapse of infrastructures.

**Vulnerability of the project area**

Tawi-Tawi is among the most vulnerable to climate change impacts in the country and has the lowest adaptive capacity, and this is aggravated by having the lowest electricity and water access in the Philippines (with the whole BARMM having the lowest water supply and sanitation coverage).

Communities in Sibutu and Sitangkai have been assessed as having medium to high vulnerability to climate change because of their barangays' moderate exposures, moderate to high sensitivities, and low to moderate adaptive capacities. However, it may be assumed that Sitangkai is highly vulnerable to climate change because the whole municipality is low-lying with no mountains.<sup>41</sup>

Poor water access is a result of existing but substandard and poorly operated and maintained Level II (communal) water supply systems in most Sibutu and Sitangkai barangays, some of which are not operational. Many households in these 2 island municipalities also rely on rainwater harvesting. In Sitangkai, potable water is imported from Sibutu.

Increasing sea water temperature negatively impacts seaweed productivity, decreasing yields and ultimately reducing communities' income.

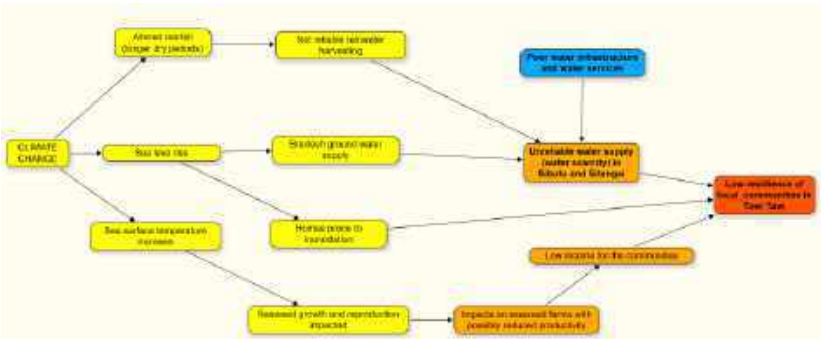
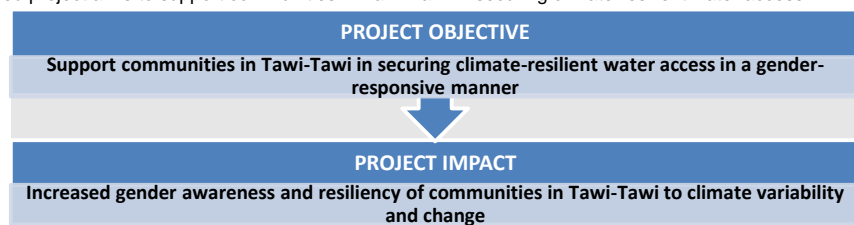


Figure 7. Schematic diagram of climate adaptation problem addressed by the project. Identified climate change impacts (yellow), vulnerable infrastructure (blue), impact on communities (orange/red).  
Source: own elaboration

<sup>38</sup> Burias, Dahlia P. et. al. (2021), "Climate change vulnerability assessment of islands in Tawi-Tawi, Southwestern Philippines" (unpublished).  
<sup>39</sup> [https://www.wetlands.ph/wp-content/uploads/2019/03/NWRB\\_WRM-in-the-Phil-Status-Challenges-and-Opportunities.pdf](https://www.wetlands.ph/wp-content/uploads/2019/03/NWRB_WRM-in-the-Phil-Status-Challenges-and-Opportunities.pdf). A Study conducted by the WRI predicts the Philippines will experience a "high" degree of water shortage by 2040 (CCC 2018. *Climate Change and the Philippines: Executive Brief*).  
<sup>40</sup> [https://www.researchgate.net/publication/267293548\\_Vulnerability\\_assessment\\_of\\_an\\_island\\_in\\_Southern\\_Philippines\\_to\\_climate\\_change](https://www.researchgate.net/publication/267293548_Vulnerability_assessment_of_an_island_in_Southern_Philippines_to_climate_change)  
<sup>41</sup> Burias et. al. (2021).

## Project Objectives

The proposed project aims to support communities in Tawi-Tawi in securing climate-resilient water access.



## Specific project objectives

1. Increased adaptive capacity through access to resilient water infrastructure and services for vulnerable communities, differentiated gender groups and sub-groups
2. Strengthened livelihoods and sources of income of vulnerable seaweed producing communities in Tawi-Tawi taking into account traditional local knowledge.
3. Knowledge shared and successful practices prepared for scaled up

## Project Components and Financing

The seaweed farming communities already face water insecurity, which will only get worse due to climate change. **The project will seek to increase adaptive capacity of the communities in Sibutu and Sitangkai, through provision of access to water infrastructure and services in a gender-responsive way.** It will build the capacity of the local government units (LGUs) in water management. The project activities will build community resilience through supporting improvement, diversification and adaptation of seaweed farming, local value addition, establishing market linkages with downstream industries and introducing alternative livelihood strategies, making the communities less climate dependent. Coastal zone management, community-based adaptation measures and health-related adaptation measures will be introduced to strengthen the sustainability of the project outcomes. Finally, the project will document knowledge and prepare the base for scaling up of the activities in the Philippines.

Table 4. Project components and financing

Project Components	Expected Concrete Outputs	Expected Outcomes	Amount (US\$)
1. Deployment of a resilient water supply systems integrated with existing RE infrastructure in Tawi-Tawi	1.1. Water and sanitation infrastructure designed to enhance gender equality and women's empowerment	1. Water infrastructure assets and services strengthened in response to climate change impacts, including sea level rise and rainfall variability improving livelihoods of women and communities	6,045,000
	1.2. Desalination plant commissioned in Tongmageng and water distribution system set up in Sitangkai applying a gender-responsive approach		
	1.3. Water distribution system in Sibutu is retrofitted and upgraded to level 3 according to accepted national technical standards improving women's livelihoods		
	1.4. Pilot, gender-responsive, collective rainwater harvesting and sanitation systems installed in Sibutu and Sitangkai		
2. Capacity building for sustainable water	2.1. Water service management system in Sibutu and Sitangkai	2. Local capacity for sustainable water	1,034,000

management	operationalized	management and systemic resilience established	
	2.2. Coastal zone management solutions introduced for water security and ecosystem resilience		
	2.3. Local governments' capacity in water management and gender-transformative climate change adaptation approaches strengthened, enhancing systemic resilience		
3. Building island's communities resilience	3.1. Specific strategies for adaptation of seaweed farming under climate stress and diversification of seaweed species introduced to seaweed communities	3. Local communities resilience and livelihoods strengthened	1,618,000
	3.2 Introduce local value-added products and establish market linkages to downstream industries		
	3.3. Community-based adaptation strategies, integrating seaweed as an eco-system-based adaptation introduced to address climate change		
	3.4. Long-term economic diversification based on community's social, environmental and economic assets introduced to secure climate adaptive and less dependent sustainable livelihoods.		
4. Knowledge management and scaling up	3.1. Knowledge documented and disseminated	4. Knowledge shared and scaling up of project outcomes facilitated	355,000
	3.2. Stakeholders consulted and project scale-up concept developed		
5. Project Execution cost			159,940
6. Total Project Cost			9,211,940
7. Project Cycle Management Fee charged by the Implementing Entity (if applicable)			783,015
Amount of Financing Requested			9,994,955

## Projected Calendar

Table 5. Projected calendar

Milestones	Expected Dates
Start of Project Implementation	July 2025
Mid-term Review (if planned)	December 2026
Terminal Evaluation	October 2028
Project Closing	December 2028

Table 6. Project gantt chart

	Year	2025				2026				2027				2028			
		Q1	Q2	Q3	Q4	Q1	Q2	Q3	Q4	Q1	Q2	Q3	Q4	Q1	Q2	Q3	Q4
Outcome 1	Water infrastructure assets and services strengthened in response to climate change impacts, including sea level rise and rainfall variability improving livelihoods of women and communities																
Output 1.1	Water and sanitation infrastructure designed to enhance gender equality and women's empowerment																
Activity 1.1.1	Climate impact assessment of the proposed solutions including hydrological modelling																
Activity 1.1.2	Gender-responsive stakeholder consultations for the detailed design of the water and sanitation infrastructure																
Activity 1.1.3	Technical design of the water and sanitation infrastructure to reflect the needs of gender-groups and addresses gender equality and women's empowerment																
Output 1.2	Desalination plant commissioned in Tongmageng and water distribution system set up in Sitangkai applying a gender-responsive approach																
Activity 1.2.1	Development of reverse-osmosis, modular, 1000 CMD desalination plant in Sitangkai (in Tongmageng)																
Activity 1.2.2	Addition of 1 MWp PV capacity at Tongmageng hybrid power plant to power the desalination plant																
Activity 1.2.3	Upgrading of water distribution system in Sitangkai to level 2																
Output 1.3	Water distribution system in Sibutu is retrofitted and upgraded to level 3 according to accepted national technical standards improving women's livelihoods																
Activity 1.3.1	Rehabilitation and upgrading of existing level 2 water supply systems to level 3 in Sibutu Island																
Output 1.4	Pilot, gender-responsive, collective rainwater harvesting and sanitation systems installed in Sibutu and Sitangkai																
Activity 1.4.1	Installation of pilot collective rainwater harvesting systems in Sitangkai and Sibutu																
Activity 1.4.2	Installation of pilot collective, gender-responsive sanitation systems in Sitangkai and Sibutu																
Outcome 2	Local capacity for sustainable water management and systemic resilience established																
Output 2.1	Water service management system in Sibutu and Sitangkai operationalized																
Activity 2.1.1	Organization and establishment of water districts																
Activity 2.1.2	Provision of digital solutions for payments and management of the water distribution system																
Activity 2.1.3	Ongoing monitoring of groundwater quality and levels																
Output 2.2	Coastal zone management solutions introduced for water security and ecosystem resilience																
Activity 2.2.1	Coastal risk analysis and design of appropriate coastal zone management solutions to increase resilience of water infrastructure and ecosystems																
Activity 2.2.2	Implementation of nature-based and infrastructure solutions for coastal zone management																
Output 2.3	Local governments' capacity in water management and gender-transformative climate change adaptation approaches strengthened, enhancing systemic resilience																
Activity 2.3.1	Building capacity of LGUs in sustainable water and energy system management, with focus on equitable access to water for all groups, including specific needs of women and youth																
Activity 2.3.2	Introduction of health-related adaptation measures																
Activity 2.3.3	Capacity building of LGUs on mainstreaming gender and youth into policies and work in the context of climate change, and updating Local Climate Change Action Plans																
Outcome 3	Local community resilience of differentiated gender groups and sub-groups is strengthened																
Output 3.1	Specific strategies for seaweed farming under climate stress introduced																
Activity 3.1.1	Analysis of available solutions (incl. indigenous knowledge) for improved seaweed farming under climate stress applicable for the communities																
Activity 3.1.2	Pilot introduction of farming practices to adapt seaweed farming to changing climate conditions																
Activity 3.1.3	Strengthening capacity of women in seaweed processing value chain through establishing and supporting women groups																
Output 3.2	Community-based adaptation strategies introduced to address climate change																
Activity 3.2.1	Building community resilience through awareness raising of climate change and available adaptation solutions related to water management, including indigenous practices, with focus on gender, intersectionality and youth																
Output 3.3	Long-term economic diversification - supporting alternative livelihoods that are less climate dependent																
Activity 3.3.1	Work with communities on developing strategies for economic diversification																
Activity 3.3.2	Supporting vulnerable communities with alternative livelihoods, less climate-dependent with relevant capacity building																
Outcome 4	Knowledge shared and scaling up of project outcomes facilitated																
Output 4.1	Knowledge documented and disseminated																
Activity 4.1.1	Development of knowledge products																
Activity 4.1.2	Knowledge dissemination																
Output 4.2	Stakeholders consulted and project scale-up concept developed																
Activity 4.2.1	Consultation with relevant stakeholders for the development of gender-transformative scale-up strategy																
Activity 4.2.2	Development of a project concept for scale-up																

## PART II: PROJECT / PROGRAMME JUSTIFICATION

### A. Description of the project components

The project addresses complex water and gender issues on both islands and employs a combination of approaches to improve water supply and reduce water waste (Figure 8). It aims at building the resilience of communities through institutional strengthening, gender awareness raising, and behavioral change to establish a sustainable water supply system.

The intervention will empower women and improve public health by providing clean, safe, and potable water. It will also support pilot sanitation and hygiene systems in groups of households and communities, particularly those living on stilt houses in coastal areas, on both islands.

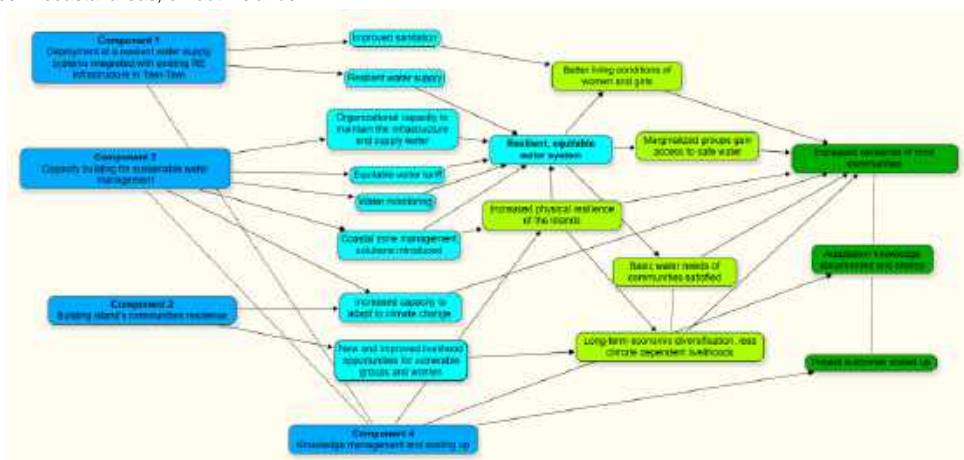


Figure 8. Proposed project intervention and its impact on local communities.

Source: own elaboration

**The project's investment scope is the development of a desalination facility powered by solar energy in Sitangkai and the rehabilitation of the existing water system in Sibutu. Installation of 1000 CMD desalination plant, developing and upgrading of water distribution system are the main infrastructure solution addressing climate change impacts which the islands are facing.**

The desalination plant will be powered by a 1MWp solar PV system and supported by a water distribution network, aiming to create a resilient water supply amidst rising sea levels, seawater intrusion, and unpredictable rainfall caused by climate change, which impact water availability and increase costs for communities.

The project will upgrade substandard communal wells in Sibutu to Level 2 and 3 water systems, supported by groundwater modeling, and implement improved rainwater harvesting systems on both islands to meet the needs of women and seaweed farming communities.

Alongside infrastructure investments, the project will establish a water service management and monitoring system and conduct capacity-building activities for LGUs to ensure sustainability and gender mainstreaming, including health adaptation measures. Local Climate Change Action Plans will be developed, and coastal zone management solutions introduced to enhance the physical resilience of infrastructure and the islands against sea-level rise. Seaweed farming practices on the islands will be improved to address the problems caused by climate change. The project will also introduce suitable new species for diversify seaweed portfolio of the two islands. In addition, integrated multi-trophic aquaculture (IMTA) will be introduced to increase income opportunities of the seaweed farms. Moreover viable processing and value addition will be introduced (e.g. seaweed-based bio-stimulant) to create additional income for the local communities. By establishing linkages with downstream industries such as agriculture and aquaculture, the project will create market opportunities for seaweed-based products and promote development of sustainable value chains to secure long-term livelihoods for the local community. Specific capacity building activities targeting marginalized groups and women will help to build community resilience. Communities' resilience will be built through community-based adaptation strategies, including awareness raising activities communities to strengthen ownership of adaptation and climate risk reduction processes in Tawi-Tawi. Strategies to

support long-term economic diversification for the communities will be designed and introduced to create alternative livelihood opportunities.

Knowledge and lessons learned will be documented in order facilitate knowledge sharing and scaling up of the activities to other parts of Tawi-Tawi/Philippines. A scale-up project concept for the will be prepared following extensive stakeholder consultation process.

## Component 1. Deployment of a resilient water supply systems integrated with existing RE infrastructure in Tawi-Tawi

Rising sea levels and brackish groundwater make it impractical to develop a groundwater-based water system in Sitangkai due to increasing seawater intrusion. In contrast, expert assessments during the water feasibility study indicate that Sibutu's groundwater reserves are not salty and can meet current and future community needs. To ensure sustainable use, hydrological modeling and a climate impact assessment for groundwater availability will be conducted. While Sitangkai has very limited water infrastructure, Sibutu's existing system relies on substandard communal wells and an unreliable distribution network that does not meet national drinking water standards. Therefore, under Component 1, the project proposes to:

- 1) develop a desalination plant in Sitangkai with local water distribution system, and
- 2) rehabilitate the existing water system in Sibutu.

The main scope of Component 1 of the project is to develop new and upgrade existing water system on the islands, making it climate resilient, and ensuring sustainable, equal access to water resources for the communities.

On both islands the distribution systems will be developed and upgraded to meet the requirements of relevant Philippine standards, through deployment of disinfection systems, wells rehabilitation, new piping, storage tanks and installing efficient pumps (solar-powered). The deployment of the water supply system will ensure gender dimensions are integrated at the planning and development stage of the infrastructure such as identifying and analyzing the role of women and girls in water collection, as well as the special needs of women to ensure a safe working environment for jobs created within the water supply system. The Badjaos and other indigenous communities will be engaged throughout the project in the design and implementation to ensure that the proposed solutions will be culturally appropriate and effectively address their unique challenges.

Table 7. Component 1 activities and outputs

Component 1. Deployment of a resilient water supply systems integrated with existing RE infrastructure in Tawi-Tawi	
Outcome 1. Water infrastructure assets and services strengthened in response to climate change impacts, including sea level rise and rainfall variability improving livelihoods of women and communities	
Activities	Expected Outputs
1.1.1. Climate impact assessment of the proposed solutions including hydrological modelling	1.1. Water and sanitation infrastructure designed to enhance gender equality and women's empowerment
1.1.2. Gender-responsive stakeholder consultations for the detailed design of the water and sanitation infrastructure	
1.1.3. Technical design of the water and sanitation infrastructure reflects the needs of gender-groups and addresses gender equality and women's empowerment	
1.2.1. Development of reverse-osmosis, modular, 1000 CMD desalination plant in Sitangkai (in Tongmageng)	1.2. Desalination plant commissioned in Tongmageng and water distribution system set up in Sitangkai applying a gender-responsive approach
1.2.2. Addition of 1 MWp PV capacity at Tongmageng hybrid power plant to power the desalination plant	
1.2.3. Upgrading of water distribution system in Sitangkai to level 2	
1.3.1. Rehabilitation and upgrading of existing level 2 water supply systems to level 3 in Sibutu Island	1.3. Water distribution system in Sibutu is retrofitted and upgraded to level 3 according to accepted national technical standards improving women's livelihoods
1.4.1. Installation of pilot collective rainwater harvesting systems in Sitangkai and Sibutu	1.4. Pilot, gender-responsive, collective rainwater harvesting and sanitation systems installed in Sibutu and Sitangkai
1.4.2. Installation of pilot collective, gender-responsive sanitation systems in Sitangkai and Sibutu	



#### **Output 1.1. Water and sanitation infrastructure designed to enhance gender equality and women's empowerment**

Hydrological modelling and climate impact assessment will be done to support the design of the water supply solutions and ensure sustainable use of the resources (groundwater). The project will ensure that the deployed infrastructure will serve the needs of marginalized and vulnerable groups through gender-responsive consultation of the detailed technical design. Detailed design and location of the infrastructure will be validated to ensure the highest impact potential – to provide water access to most water-deprived communities. Overall technical design and inputs for activities will be coordinated by the technical National Project Officer.

##### **Activities:**

##### ***1.1.1. Climate impact assessment of the proposed solutions including hydrological modelling***

**Implementation timeframe:** Y1Q1 – Y1Q4

Consultants with expert knowledge for hydrological and climate modelling will be engaged for this activity.

Hydrological modelling for both islands and broader, detailed climate impact assessment of the proposed infrastructure solutions will be done as a major element to inform the technical design of the water system for both islands. This will include modelling of the groundwater reserves and recharge rates for both islands, to ensure that the proposed extraction rate of the water resources will not cause depletion of the reserves. This will be analyzed in the context of the expected changes in climate, using global and regional climate change models (in coordination with the Philippine Atmospheric, Geophysical and Astronomical Services Administration). Through the modelling activity a monitoring approach for groundwater will be developed, which will be further utilized by water district management (A.2.1.3). The project will pose a special attention to ensure the design of technical solutions is resilient to future envisaged climate impacts – climate proofing of infrastructure will be ensured in this way. More specifically, climate and hydrological models will be developed as an integrated analysis as it is vital to ensure not only current climate impacts are calculated in designing the interventions, but also the future ones.

##### ***1.1.1. Gender-responsive stakeholder consultations for the detailed design of the water and sanitation infrastructure***

**Implementation timeframe:** Y1Q1 – Y3Q4

This activity will cover on-site consultation meetings in each barangay in Sitangkai and Sibutu, conducted by infrastructure experts supported by gender experts and translators (if necessary). The meetings will be arranged in a way that all stakeholder groups will be able to participate (e.g. childcare will be offered for women, convenient time during the day so they can participate in meetings). The Badjao people and other indigenous communities will be targeted as one of the key beneficiaries groups for the proposed infrastructure solutions.

The consultation meeting presents an opportunity to explain the proposed project including its benefits, needs and opportunities and how it will impact them. Likewise, it presents an opportunity to learn and reflect on the concerns, priorities, needs and issues of women and girls that can be clarified during the consultation and/or addressed during the planning and infrastructure design. All presented documents will be explained in local language, to ensure they are understood by the communities. Special attention will be given to marginalized groups to address their needs. The stakeholder consultation will employ different consultative methods such as one-on-one discussion, focus group discussion, forms and questionnaire etc. based on the local context.

An additional set of consultation meetings will be done every six months to gather communities' feedback on the infrastructure solutions provided. Based on that modifications will be introduced as deemed necessary and possible, to respond to the needs of the communities.

##### ***1.1.3. Technical design of the water and sanitation infrastructure to reflect the needs of gender-groups and address gender equality and women's empowerment***

**Implementation timeframe:** Y1-Q1 – Y1Q4

Local experts, familiar with cultural and environmental context of the project area will be engaged to deliver technical services for the detailed design of the new water distribution system, retrofitting of existing systems, pilot rainwater harvesting systems and pilot sanitation facilities on both islands.

The Terms of Reference (TOR) for the engagement of technical consultants shall request information from bidders on their corporate actions to promote GEEW according to the Women Empowerment Principles or similar frameworks. During evaluation of bids, additional points may be awarded to the bidder for demonstrating gender responsive activities, policies and strategies.

The consultants will use the results of the modelling (A.1.1.1.) and will prepare a techno-economic analysis of the system and develop a technical design and ensure that all necessary legal requirements are met. The experts will also participate in the consultation process (A.1.1.2.), to ensure that the infrastructure design and planning is gender responsive and caters to the needs of most vulnerable groups.

The design of the pilot rainwater harvesting systems and pilot sanitation systems will utilize to the extent possible local



indigenous knowledge and experience. Gathered during the community consultation with the Badjao an other indigenous communities.

**Output 1.2. Desalination plant commissioned in Tongmageng and water distribution system set up in Sitangkai applying a gender-responsive approach**

The water supply and distribution system in Sitangkai Island proposed by the project will meet the current water demand for drinking and cooking water of the households. **The project will deploy a modular desalination facility with a capacity of 1,000 CMD (Activity 1.2.1.), supported by 1 MWp photovoltaic installation (Activity 1.2.2.).** Water will be distributed by a **level 2 water distribution system deployed by the project (Activity 1.2.3.).** The infrastructure will be in Tongmageng in the southern part of the island, which is more densely populated. Thanks to this location, the potable water service will be provided directly to a population of approx. 13,750 - 15,400 people (2500 - 2800 households). The remaining population will be served with water from the desalination plant with 20-L containers. **In total the entire population of the island (37,319 people) will benefit from the deployed infrastructure.**

The intended water subscribers will be the eight barangays of Sitangkai, namely Datu Baguinda Putih, Imam Sapie, Panglima Alari, Sitangkai Poblacion, and Tongmageng, Barangays North Larap, South Larap and Tongusong. The distribution lines will be done according to its proximity to the desalination facility. Where there are no water supply distribution lines yet, potable water can be distributed through the 20-L containers which are used now for drinking water supply across communities. Barangay Sipangkot is very far from the facility, so it is suggested that drinking water can be distributed to the households in this barangay using the 20-L containers by boat.

The service will be provided specifically to pondohan communities, which are severely water deprived, inhabited by marginalized and vulnerable population (Badjao people).

**Activities:**

**1.2.1. Development of reverse-osmosis, modular, 1000 CMD desalination plant in Sitangkai (in Tongmageng)**

**Implementation timeframe: Y1Q4 – Y3Q3**

The activity will be executed by UNIDO based on the detailed technical design (A.1.1.3.), through a service provider contracted via an open international tender.

The Seawater Reverse Osmosis (SWRO) System is usually an integrated membrane system using ultrafiltration (UF) as pretreatment to seawater reverse osmosis (RO). Planned capacity is 1,000 CMD of potable water. The system can be containerized or modular or mobile for quick and easy installation onsite. UF as pretreatment is preferred to produce stable feed water quality to RO which is the next step in the process. The UF filtrate is pumped to a SWRO system to remove the dissolved solids and salts from the water. The SWRO system has cartridge filter for prevention of entry of bigger solids. It will be treated in a single pass RO system with designated number of RO membrane elements to produce 1,000 CMD with 40-45% recovery rate. An anti-scalant is dosed at feed header to prevent the membranes from scaling problems and to have longer RO life span.

Under the Philippine National Standards for Drinking Water (PNSDW) of 2017, the facility shall comply to these guidelines for a safe, clean, and potable water in producing 1,000 CMD. Table 8 below shows the influent (seawater) quality parameters as typical of seawater and the desired drinking water standards. Actual measurements are needed to fine-tune the process parameters and achieve the water quality standards.

Table 8. Quality parameters as typical of seawater and the desired drinking water standards

Parameters	Influent (feed) Seawater	Drinking Water
Total Dissolved Solids (TDS)	32,000 - 35,000 mg/L	< 600 mg/L
pH	7-8	6-7
Total Suspended Solids (TSS)	100 mg/L	0 mg/L

The effluent salt concentrate is typically washed back into the sea by pipe dispersion through many ports or by nozzle jets, as the common industry practice. Impact of high salt concentrations in the effluent discharge is usually mitigated by dispersion or dilution of the brine to less than 1 ppt difference over small (<20m radius) area.

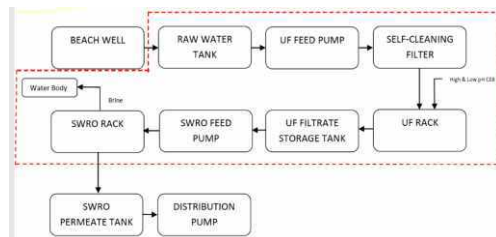


Figure 9. Simplified process flow diagram for sea water reverse osmosis (SWRO) desalination process  
Source: Taboada E.B. et. al., op.cit.

### 1.2.2. Addition of 1 MWp PV capacity at Tongmageng hybrid power plant to power the desalination plant

#### Implementation timeframe: Y1Q4 – Y3Q3

The activity will be executed by UNIDO based on the detailed technical design (A.1.1.3.), through a service provider contracted via an open international tender.

The modular 1,000 CMD SWRO desalination facility is proposed to be powered by a 1 MWp solar PV power plant to address its off-grid electricity demand using renewable energy resource and avoid GHG emissions. About 0.8-1.0 hectares of land is required for the ground-based PV solar array and accompanying capacity battery energy storage system (BESS) and other support facilities. Additional land requirement for solar PV may be allocated to provide for future energy needs. The system should be able to store up to 1 MWp solar energy and supply the electricity requirement of the SWRO desalination facility and its auxiliary units on a 24-hour basis. Excess energy, when there is any, can be supplied to the existing power grid.

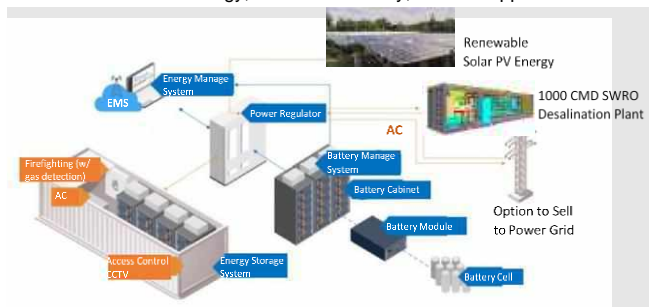


Figure 10. Illustrative diagram of a solar PV energy system attached to the SWRO desalination plant  
Source: Taboada E.B. et. al., op.cit.

The specific site location is adjacent to an existing Solar PV Power Plant in Tongmageng, Sitangkai. It is about 600 m East from the nearest settlement, 200 m South from the nearest mangrove forest, and 1.4 km West from the port in Barangay Tongmageng, Sitangkai. The site is recommended for the following practical reasons:

- The site has already an existing 1 MWp Solar PV facility, in which the proposed additional 1 MWp for the desalination facility is an expansion;
- The existing Solar PV facility can serve as a backup power supply, with the availability of its hybrid system;
- Excess power generation from the additional 1 MWp solar PV power plant for the desalination facility can be supplied to the power grid;
- It is near an identified ground water source in Tongmageng, Sitangkai, which is another potential source of feed water to the desalination facility. This will increase the quantity of the drinking water output due to the lower salinity of the groundwater source compared to seawater.

The LGU of Sitangkai already committed to donating the required land for the project to set up the infrastructure. The commitment letter is presented in Annex D.

The schematic layout of the development site is shown in Figure 11. Three (3) possible sites of perimeter-fenced 1.0-1.2 ha are recommended (shown in yellow rectangle). The solar PV system, composed of 1670-1820 monocrystalline PV panels, sits in a 0.8-1.0 ha of land (shown in dark blue rectangle). The rest of the facility includes solar inverters and battery storage systems in 20-footer containers, an office building and the containerized or modularized Ultrafiltration and SWRO desalination

facilities.

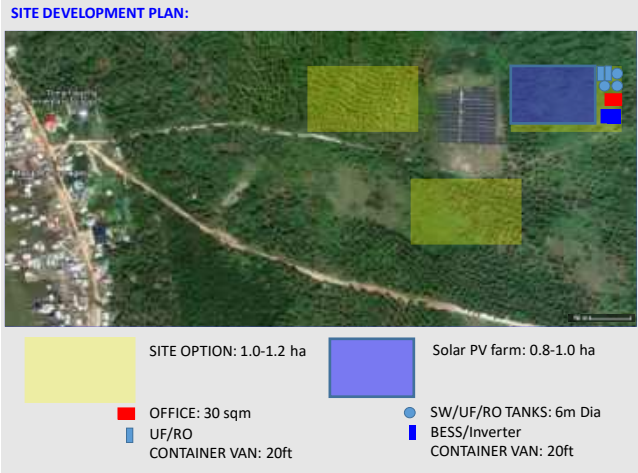


Figure 11. Schematic layout of the development site for the SWRO desalination and PV plant  
Source: own elaboration

1.2.3. Upgrading of water distribution system in Sitangkai to level 2

Implementation timeframe: Y3Q1 – Y3Q4

The activity will be executed by UNIDO based on the detailed technical design (A.1.1.3.), through a service provider contracted via an open international tender.

Water distribution system will be designed and deployed in Sitangkai, based on existing network (where feasible), consisting of water treatment by media filtration and disinfection by chlorination, water storage, piping and distribution network for communities (including remote areas, which will be served by boats operated by the water district). Figure 12 shows the measured distance, using google maps, from the planned elevated water reservoir (water storage) to the main settlement in barangay Tongmageng. The point of origin is the location of the elevated water reservoir and is approximately 1 kilometer from the main settlement. The design of the water reservoir is shown in . Optionally, an existing water tank (Figure 13) located in the vicinity of the project site can be rehabilitated instead of new structure, which will be decided based on a detailed techno-economic analysis (Activity 1.1.3).



Figure 12. Distance from the water reservoir to barangay Tongmageng and the proposed design of an elevated Water Reservoir with a height of 30m.



Existing Water Tank in the vicinity of the proposed project site. Coordinates (4°41'50.8"N 119°24'13.3"E)

Figure 13. Site and Coordinates of an existing water tank in the vicinity of the proposed project site.

Barangays Datu Baguinda Putih, Imam Sapie, Panglima Alari, and Sitangkai Poblacion are clustered at the southern tip of Sitangkai island, approximately 4 kilometers from the proposed elevated water Reservoir as seen on Figure 14.



Figure 14. Distance from the water reservoir to Barangay Sitangkai Poblacion.

It is proposed that barangays served with water will have equitable allocation based on the current production capacity and population. The daily drinking water requirements will be addressed as a priority. Where barangays are not yet supplied through the distribution lines, the 20-L containers will be used to distribute and supply drinking water to the rest of the barangays. This will be done by the water districts (Component 2). Figure 15 shows proposed piping based on initial technical design done for the project.



Figure 15. Pipeline layout for Sitangkai proper (Left) and Tongmageng (right) using transmission lines 150, 100, 75, and 50 mm pipes. Lateral pipes using 25 mm diameter.

**Output 1.3. Water distribution system in Sibutu is retrofitted and upgraded to level 3 according to accepted national technical standards improving women's livelihoods.**

For Sibutu Island, almost all barangays have water sources (deep wells, shallow wells) and corresponding water tanks. Water distribution pipelines are already established from the water tanks to the respective community faucets. In the project, these just need to be rehabilitated and improved so that all households in all barangays will be supplied with sufficient potable water supply. The project will upgrade and extend the existing water distribution system to make it reliable and meet national standards for safe drinking water. **In total the entire population of the island (34,243 people) will benefit from the deployed infrastructure.**

**Activities**

**1.3.1. Rehabilitation and upgrading of existing level 2 water supply systems to level 3 in Sibutu Island**

**Implementation timeframe: Y2Q1 – Y3Q4**

The activity will be executed by UNIDO based on the guidance from the hydrological modelling (A.1.1.1.) and detailed technical design (A.1.1.3.), through a service provider contracted via an open international tender..

Water treatment by media filtration and disinfection by chlorination will be utilized for all water supply sources in Sibutu, wherever deemed appropriate, to support other domestic needs. Standard "Pumping Test" will be done for each water source to ascertain its safe yields and avoid over-extraction of water.

Moreover, a water storage and distribution system with a capacity of about 200-400 m<sup>3</sup> per day or more is proposed for a group of barangays or for a community cluster relative to the water sources and population. Storage tanks may utilize either a direct or indirect pumping system. A direct pumping system pumps water from the tank through a booster pumping station to supply system pressures. Based on technical feasibility analysis, even though some water sources are 1.6 km away from the nearest community, the static pressure head provided by the 9-m height of the storage tanks will be sufficient to have a residual pressure equivalent to a faucet flowrate of around 2 to 3 liters per second, which is already excellent for a Level III water supply distribution.



Figure 16. Location of water distribution systems which will be upgraded in Sibutu.



Figure 17. Location of water distribution systems which will be upgraded in Sibutu (continued).

**Output 1.4. Pilot, gender-responsive, collective rainwater harvesting and sanitation systems installed in Sibutu and**



### Sitangkai

In Sitangkai 97% of households rely on rainwater for drinking and 82% also use it for domestic purposes, in Sibutu 80% of households use rainwater for drinking, and 84.4% for domestic needs. Sanitation and hygiene practices on both islands require significant improvement to ensure good health and well-being, especially for women Communities along the Coastline and in pondohan lack communal sanitary systems and rely mainly on low-cost sanitation methods. Most residents in these areas use unimproved sanitary facilities such as the hanging latrine. Project activities will target the most vulnerable and marginalized groups, to enhance their hygiene and sanitation practices. Indigenous people will be involved in planning, design and implementation of the activities, which will build their skills and explore their traditional indigenous knowledge.

#### Activities:

##### 1.4.1. Installation of pilot collective rainwater harvesting systems in Sitangkai and Sibutu

###### Implementation timeframe: Y2Q1 – Y3Q4

The activity will be implemented based on the detailed technical design (A.1.1.3.), by a team of expert consultants, coordinated on the ground by the technical National Project Officer. Indigenous people will be engaged in the implementation to the extent possible.

In selected groups of households or communities where rainwater harvesting systems are inadequate and rudimentary (Figure 6.), demonstration pilots of suitably designed communal rainwater harvesting systems, will be implemented, installed with simple treatment (filtration) and disinfection units, and where stored rainwater can be shared by a cluster of households.

Figure 18 shows a schematic diagram of a communal rainwater catchment, which may involve a cluster of 8-10 houses within 20-30 m radius, with average total roof area of about 1,200 sqm which can harvest about 15 cubic meters of rainwater, supplying about 2 days' worth of water per cluster. About 10 pilot installations will be deployed in selected barangays on both islands (based on consultations A.1.1.2.). This activity will target most vulnerable, pondohan and coastline communities (houses built on stilts along the coastlines, canals, and foot bridges), where water supply is scarce and far from the main sources. This will augment the water supply of the islands and greatly supplement the water supplied by the developed systems (Output 1.2 and Output 1.3).

The monitoring of implemented system efficiency will be carried out (periodic monitoring and periodic consultations – A.1.1.2.) to ensure that the actual design meets the needs of the communities and is used by the communities. Based on the lessons learned, necessary improvements in the design will be implemented and documentation for further development of the systems will be prepared.



Figure 18. Illustrative example of communal rainwater harvesting clusters

Source: Taboada E.B. et. al., op.cit.

##### 1.4.2. Installation of pilot collective, gender-responsive sanitation systems in Sitangkai and Sibutu

###### Implementation timeframe: Y2Q1 – Y3Q4

The activity will be implemented based on the detailed technical design (A.1.1.2.), by a team of expert consultants, coordinated on the ground by the technical National Project Officer. Indigenous people will be engaged in the implementation to the extent possible.

It is proposed to install communal septic tanks in selected communities. About 10 pilot installations will be deployed in selected barangays on both islands (based on consultations A.1.1.2.). This activity will target the most vulnerable, pondohan and coastline communities (houses built on stilts along the coastlines, canals, and foot bridges). These communal septic tanks will be located in stable grounds along the coast and supplied by a main pipeline 20-50 meters long extending towards the bay (see Figure 19) to collect the sewage. The pipeline can be laid under the main bridge footpaths extending towards the bay. Residents along the extended pathways and branched footpaths can connect their individual drainpipes of their latrines. In this case, the residents can still use their existing latrines while the removal of excreta is done by flushing the waste matter through a pipe connected to the main pipeline provided for the communal septic tanks. The sanitation systems will be gender-responsive considering the special needs of women in a Muslim community.

The monitoring of implemented system efficiency will be carried out (periodic monitoring and periodic consultations – A.1.1.2.) to ensure that the actual design meets the needs of the communities and is used by the communities. Based on the lessons learned, necessary improvements in the design will be implemented and documentation for further development of the systems will be prepared.



Figure 19. Illustrative example of communal sanitation systems  
Source: Taboada E.B. et al., op.cit

Component 2. Capacity building for sustainable water management

Based on the assessment of the current situation, there is practically no existing water governance in the project area. Therefore, to ensure the sustainability of the intervention it is required to establish a system in place to ensure proper water distribution in the two islands, enabling all groups to access water at equitable conditions.

To enable proper water distribution and maintenance of the infrastructure deployed under Component 1 of the project, an integrated water resource management (IWRM) system will be established on a municipal level in Sibutu and Sitangkai. This will be done in the form of organized water districts according to the Philippine law<sup>42</sup>, under one water service provider (water district) serving all barangays for each island. Water monitoring system will be introduced to strengthen the sustainability of the operations.

Coastal zone management solutions will be introduced to increase the resilience of water infrastructure and reduce climate change impacts on the islands. The coastal zone management will also address access of farming communities to the near shore waters for productive use and cultivation of seaweed.

To approach resilience in a systemic way, the capacity of local governments in water management and climate change adaptation will be strengthened through a wide range of capacity building activities targeted at different stakeholders. This will also include health-related adaptation measures, to ensure wider sustainability and equitable water access.

Table 9. Component 2 activities and outputs

<sup>42</sup> A water district is a local corporate entity that operates and maintains a water supply system in one or more provincial cities or municipalities. It is established on a local option basis and is classified as a government-owned and controlled corporation or GOCC. A WD is run by a five-man Board of Directors through a General Manager <https://lwua.gov.ph/water-districts/what-is-a-water-district/>.



<b>Component 2. Capacity building for sustainable water management</b>	
<b>Outcome 2. Local capacity for sustainable water management and systemic resilience established</b>	
<b>Activities</b>	<b>Expected Outputs</b>
2.1.1. Organization and establishment of water districts	2.1. Water service management system in Sibutu and Sitangkai operationalized
2.1.2. Provision of digital solutions for payments and, management of the water distribution system, and promotion of water conservation	
2.1.3. Ongoing monitoring of groundwater quality and levels	
2.2.1. Coastal risk analysis and design of appropriate coastal zone management solutions to increase resilience of water infrastructure and ecosystems	2.2. Coastal zone management solutions introduced for water security and ecosystem resilience
2.2.2. Implementation of nature-based and infrastructure solutions for coastal zone management	
2.3.1. Building capacity of LGUs in sustainable water and energy system management, with focus on equitable access to water for all groups, including specific needs of women and youth	2.3. Local governments' capacity in water management and gender-transformative climate change adaptation approaches strengthened
2.3.2. Introduction of health-related adaptation measures	
2.3.3. Capacity building of LGUs on mainstreaming gender and youth into policies and work in the context of climate change, and updating Local Climate Change Action Plans	

#### **Output 2.1. Water service management system in Sibutu and Sitangkai operationalized**

The project will support Sitangkai and Sibutu LGUs in setting up water districts and proper organization, to ensure they are able to deliver water services and maintain the infrastructure. This will be supported by the introduction of digital solutions to enable collection of water fees to ensure long-term sustainability of the system.

Water districts, as legal entities, will be responsible for the operation of the infrastructure and delivery of water to communities on both islands. They will also be responsible for the collection of water fees (please refer to Section B for the details on the proposed water tariff), and monitoring of groundwater. It will be their responsibility, in coordination with the LGUs to introduce policies and practices to regulate water use, promote water conservation, and enhance the resilience of water infrastructure to climate impacts.

As observed during the consultations, it is communities' expectation, that the LGUs will take care of water distribution system, to ensure equitable access to water resources.

##### **Activities:**

##### **2.1.1. Organization and establishment of water districts**

##### **Implementation timeframe: Y1Q2 – Y2Q3**

The project will provide support to Sitangkai and Sibutu LGUs to establish water districts. Local consultants will be hired to guide the LGUs in the process of establishing water districts in line with Philippine law requirements. Overall guidance and technical input for the activity will be provided by the technical National Project Officer.

Scope of work for the consultants will cover identification of appropriate business and management models (including fees collection) for the water service management system of Sibutu and Sitangkai islands and support in implementation of the appropriate business and management model in each island of Sibutu and Sitangkai. Additionally, 5-year and 10-year financial and sustainability plans will be developed as well as periodic monitoring and evaluation, and risk management plans. Additionally, financial support will be provided to set up offices for the water districts management (purchase of office equipment) and equipment needed to deliver water to communities without water network coverage. This will include water containers and boats.

It is expected that LGUs will establish a water district on both islands in the form of legal commercial entity owned by the municipality and managed by professionals. It is recommended that a specialized entity to run the water district be contracted through an open tender process to ensure proper operational management if the establishments.

Establishment of the water districts will be done in the following steps:

1. Discussion with LGU on the intention of WD establishment, setting up of the (interim) Board of Directors (with at least 5 members, represented by the LGU, MinDA, PMU, independent experts/resource persons, others).
2. Application for SEC registration of the WD, preparation of documents, articles of incorporation, board members data sheets, etc.

3. Preparation of the TOR for the selection and hiring of the "professional management service" contractor for the WD.
4. Selection and onboarding of the professional management service contractor for the WDs of Sitangkai and Sibutu.
5. LGU provision of WD office and working spaces in each island; the project may be able to assist in providing the necessary tools and equipment to startup the WD operations.
6. Further project implementation where the PMU and WD management staff will work together, on potable water production and distribution in the islands, in which the WD management staff is of starting up and running the WD, while the PMU is running the implementation of the project. Both parties work and collaborate.

Gender considerations will be integral to the organization and establishment of the water district. The initiative will ensure that experts managing the water service system are gender-sensitive and address the needs of women. Proposed activities will guarantee that women have equal decision-making power within the water service management system.

Additionally, the water district will promote inclusive and gender-responsive participation, with at least one-third of the Board of Directors being women involved in the decision-making process. The project will encourage and support women candidates for professional management roles and provide knowledge and skills training for both women and men to sustainably operate and maintain the water distribution system on the islands.

It is estimated that the process to fully establish the water districts may take from 12 to 18 months. The process will be initiated at the onset of project implementation. It is planned that the water district staff will be actively engaged in the deployment of infrastructure (Component 1), supporting the project implementation.

#### *2.1.2. Provision of digital solutions for payments, management of the water distribution system, and promotion of water conservation*

##### Implementation timeframe: Y2Q1 – Y2Q4

Water districts will distribute water to communities through a combination of Level 2 and Level 3 systems, and water containers. The water will be distributed based on a water tariff, with some exceptions (for most vulnerable groups). To collect fees for the water a digital system is needed for reliable and secure money transfers. Since on the islands the most popular payment method is cashless mobile payments, it is proposed that the water payments be collected in cashless way.

To ensure reliable collection of water fees the project will deploy a reliable infrastructure. Based on the system design (A.2.1.1), through an open tender, the project will deploy two sets of internet access hardware, relevant IT hardware and software for the fees collection (one set for one island). Installation and training for the water district personnel will be provided on the operations of the payment system. Existing payment methods (e.g. Gcash, PayMaya) will be utilized or integrated into the system to the extent possible. Long term license agreements will be established, to ensure sustainability of the operations. Overall guidance and technical input for the activity will be provided by the technical National Project Officer.

Gender considerations will be integral in establishing the digital payment mode and will be crucial for long term sustainability. It is imperative to identify and analyze the underlying situation such as women and girl's access to resources and technologies and smart devices which would need to be considered in the development process. Further, specific consultation and focus group discussion will inform the challenges and barriers as well as their specific needs to take into account for the digital platform design and operations. Efforts will be made to ensure evidence based informed decisions and planning will ensure the digital solutions are inclusive and accessible to women, involving them in their development and design.

Additionally, this output will leverage on established digital software (designated mobile app), that will provide data on per beneficiary water consumption and would be used for dissemination of awareness raising information on water conservation to ensure water efficiency. The promotional materials will be developed by the PMU and will be disseminated on a rolling basis defined by the water districts during the project implementation. Topics covered would be defined in consultation with the MinDA, PMU, and LGUs but would most likely include: understanding the water resources in Tawi-Tawi, the importance of water conservation and climate resilience, water conservation techniques, water quality and health and others.

#### *2.1.3. Ongoing monitoring of groundwater quality and levels*

##### Implementation timeframe: Y2Q1 – Y4Q4

Water districts will be responsible for setting up and continuous operations of the groundwater monitoring system for Sibutu. This is needed to ensure that overextraction will not hamper the long-term project sustainability.

Water districts staff will be trained in conducting water analysis of groundwater samples taken regularly from various (existing) wells across the islands of Sibutu and Sitangkai. The water characteristics will be determined and profiled across the various well sources and locations at regular intervals of time during the year and compared month-on-month or year-on-year. An increase in total dissolved solids (TDS) or the salt concentration in the samples (based on the standards of potable water) would indicate increasing contamination, presence of undesirable matter, and/or saltwater intrusion. However, the comparison studies will be made considering all external factors such as the season, rainfall patterns, frequency and volume of water extracted from the wells, location relative to the coast, activities in the vicinity of the wells, and the presence of

surrounding flora, fauna, and communities.

The monitoring system will include the methods used for the hydrological modelling done for the design of the infrastructure (A.1.1.1.). Water districts personnel will receive training and relevant equipment to carry out the monitoring. Finally, this activity will include the development of adaptive management plans – for both islands. These will be developed to ensure the continuous evaluation and adjustment of groundwater monitoring outcomes, incorporating real-time data, external factors, and stakeholder input to maintain the long-term sustainability of water resources in Sibutu and Sitangkai. Adaptive management plans will be developed by established water districts with support from the PMU. These plans will be adjusted on annual basis based on monitoring results and will likely include assessment of water resources (results of activity 1.1.1.), water demand management annual plan, climate impacts considerations and observations, contingency plans and regulatory obligations, lessons learned and monitoring results.

Please note that the sustainability and climate resilience of the water infrastructure, apart from monitoring capacity building, and promotion, will be ensured through the following:

- Under Activity 1.1.1. **a hydrological and climate models are envisaged.** The climate impact model will consider present and future acute, chronic, and extreme climate impacts when designing and retrofitting water supply infrastructure. The model will include the anticipated volume of water available over the course of its lifetime by utilizing forecasted data. This will ensure the climate resilience of the infrastructure as well as sustainable management of groundwater water sources, where applicable.
- Philippines regulatory framework is quite rigid in this context. The proposed project is obliged to ensure that the design of the infrastructure ensures sustainability and no harm principle. This will be ensured through the following (more details in the section E):
  - Compliance with the **Presidential Decree No. 1067 – The Water Code of the Philippines** - This decree governs the ownership, appropriation, utilization, exploitation, development, conservation, and protection of water resources in the Philippines. Key provisions relevant to groundwater extraction include water permit requirement and well drill registration. Any person or entity intending to extract groundwater must secure a water permit from the National Water Resources Board (NWRB). This ensures regulated extraction and prevents overuse.
  - The project will need to obtain **Environmental Compliance Certificate (ECC)**. Projects considered environmentally critical or located in environmentally critical areas are required to secure an ECC from the Department of Environment and Natural Resources (DENR). This certificate ensures that the project will not adversely affect the environment and that appropriate mitigation measures are in place. The cost for this requirement is budgeted under ESIA annex.
  - **Local Government Unit (LGU) Endorsements** – Applicable LGUs will provide endorsement letters ensuring the agreement. Tawi-Tawi, being part of the Bangsamoro Autonomous Region in Muslim Mindanao (BARMM), is subject to the Bangsamoro Organic Law, which grants the regional government certain powers over natural resources. Coordination with BARMM authorities is essential to ensure compliance with regional policies and regulations concerning water resource management.
- A full ESIA plan developed as part of this project submission and is fully aligned with UNIDO's Environmental and Social Safeguards (ESS) policy.
- Diversification of water sources – as noted, the proposed project takes in integrated approach where other water supply water sources are being utilized, desalination and rainwater harvesting. This approach ensures that pressure is being taken from the groundwater sources, ensures groundwater source sustainability and capacity, and ensures higher level of climate resilience of the entire system by acting as water storage systems in case of limited availability of ground water, due to climate impacts.

#### **Output 2.2. Coastal zone management solutions introduced for water security and ecosystem resilience**

Both islands are endowed with rich terrestrial, coastal, and marine (ridge-to-reef) resources which would call for urgent action to enable the communities living therein to mitigate and adapt to climate change and improve their socio-economic-environmental conditions. Participation of the island communities in these programs, led by the local government units, supported during the project implementation, and continued by the water districts in the long term, would be a strategic approach in promoting awareness and active community involvement to sustain the community's resilience and adaptation to climate change.

Coastal zone management practices will be introduced to address the ecological sensitivity of Tawi-Tawi's coastal zones and increase the ecosystem resilience, cost-effectiveness and sustainability of the interventions proposed. This will be based on analysis done for the islands to ensure that the solutions are fit for purpose. Proposed solutions include mangrove reforestation (potentially integrated with aquaculture for additional source of income) and climate resilient infrastructure

management. At this stage the solutions are pre-identified, but exact location and extent of implementation will be defined in the inception phase of the project (A.2.2.1.). Relevant measures are included in the ESMP to ensure screening against the ESS principles and relevant monitoring activities to avoid/minimize negative social and environmental impacts of their implementation.

#### 2.2.1. Coastal risk analysis and design of appropriate coastal zone management solutions to increase resilience of water infrastructure and ecosystems

##### Implementation timeframe: Y1Q1 – Y1Q4

The proposed approach basically includes a feasibility assessment activity with a focus on leveraging the opportunity to assess the possibility of inclusion of nature-based solutions into the proposed project. As already described, the project is heavily focused on securing reliable, efficient, and safe water supply. However, within this output it is proposed to ensure the full water-food-energy nexus approach by looking at other aspects that may lead to increased resilience of targeted communities. Even though these solutions are not core of the proposed project, overlooking them may lead to lost opportunity. Increase of climate resilience within targeted area requires holistic approach and therefore there is a need to use multi-dimensional approach. Desalination facility addresses sea inundation to some extent, however, inclusion of mangrove restoration activities has potential to increase climate resilience, in this context, even further thus contributing to avoided losses and damages.

Local experts, familiar with cultural and environmental context of the project area with the relevant knowledge of ecosystem resilience and coastal zone management practices will be contracted to analyze the situation on the islands and design solutions appropriate for the islands.

Both islands have patches of forest lands, which can be reforested to capture and retain rain and surface water, amongst others, thereby, allowing the natural occurrence of surface water (rain) retention and penetration, increasing the water-holding capacity (thus, reversing eventual groundwater salt intrusion), reduced downstream flooding and soil erosion, and improved environmental services.

Indigenous communities will be engaged in the analysis and design of the solutions, to ensure that the indigenous knowledge and the needs and traditions of the communities will be utilized, and the proposed solutions will be culturally appropriate and effectively address their unique challenges.

More specifically a feasibility study that will aim to result in the following:

- Comprehensive screening of the project sites in order to fully understand points of least climate resilience where climate impacts have most significant influence on local communities and their livelihoods.
- Comprehensive stakeholder consultations with a focus on indigenous communities and integration of their knowledge and practices into the approach and list of interventions.
- Cross-referencing challenges with a list of potential solutions such as mangrove restoration. Please note that the scope would include only targeted project areas.
- Multi criteria analysis of potential technical climate adaptation solutions such as mangrove restoration, seaweed farming, forestation and others.
- The study would also include the ESIA related screening tool and process that would exclude any solutions that might have potential harm to environmental and social context. Also, the methodological approach would ensure that proposed interventions are fully aligned with the project's ESIA, local relevant environmental and social legislation as elaborated in ESIA, and AFs and UNIDO's safeguarding requirements in this regard.
- Finally, the study would provide ESIA related updates, once locations and scale of interventions are defined.

UNIDO as an implementing entity is aware that this output falls under the USPs context and thus needs to be in line with the requirements prescribed by AFs USP guidance. The full rationale and justification for the inclusion of this output is given under Output 2.2.2. and the ESIA annex.

#### 2.2.2. Implementation of nature-based and infrastructure solutions for coastal zone management

##### Implementation timeframe: Y2Q1 – Y3Q4

UNIDO will work together with the local governments for the introduction of the designed (A.2.2.1.) coastal zone management solutions.

This will primarily focus on ecosystem-based adaption measures (e.g. seaweed and mangroves), as a cost-effective solution to address rising sea-level and saltwater intrusion. Extending existing mangroves is the pre-identified solution naturally suitable for the islands. Mangrove areas can be nurtured and expanded by planting more local or endemic mangrove trees along the coastlines where flora and fauna species thrive well and the communities can benefit from its ecological services (such as breeding ground for fish and crustaceans). Mangroves provide enormous benefits for the islands, dissipating wave energy and protecting the coast from storm surge. They also support accumulation of nutrient-rich sediments increasing the productivity of coastal waters. This in turn will support the communities in developing alternative livelihoods (e.g. fishing and

farming of crustaceans), which will also be supported by the project (Output 3.3.). Other nature-based solutions could also be introduced, as appropriate based on the analysis (A.2.2.1.). Nature based solutions have also potential to reduce saltwater intrusion, protecting Sibutu's ground water reserves.

Infrastructural and management solutions will also be implemented, where the nature-based solutions will not be appropriate, based on the analysis of the local conditions. This will focus on increasing resilience of the water distribution infrastructure (reinforcing ground and providing shielding), as well as the most vulnerable communities (pondohans), where the most vulnerable stilt houses could be reinforced or added shielding against the storm surge. Regular coastal and community cleanups and banning of open defecation as part of proper waste management would also be a suitable coastal zone management solution.

In the implementation of the solutions for coastal zone management local communities and specifically indigenous people will be engaged to utilize their knowledge and build their skills.

#### USPs elaboration and justification

USP	Elaboration for non-identification in this stage	Justification for inclusion	Implementing stakeholders
<b>Mangrove restoration/reforestation</b>  <b>Type of USP</b> - Partially unidentified: specific activity identified, location to be determined	This is pre-identified adaptation action. It is expected that this action will predominately be included as part of this output. Targeted island areas are characterised by significant lack of data and availability of investment ready coastal management related pipeline of sub investments. Proposed feasibility study is the key to unlock the potential for expanding current mangrove systems and understand the scale and scope of intervention while at the same time ensure indigenous communities' engagement and inclusion of indigenous knowledge into interventions. This was not possible at all to determine in this proposal development stage. Once defined, EE would ensure that area of surface of restored mangroves (m <sup>2</sup> ) is reflected in the results framework.	Mangrove restoration have significant potential to ensure increase in the adaptive capacity of targeted areas. More specifically, those can reduce climate impacts of sea intrusion and storm surges, ensuring that freshwater sources remain non salinized. On the other hand, this would ensure reduced loss and damage of targeted areas ensuring the possibility of maintaining current economic activities as well as to expanding to other ones as described in the output. Non-inclusion of this action would result in a lost opportunity that project poses. Holistic and overarching approach towards addressing climate adaption needs is a must- regardless of the project really focusing on water supply and systems.	Study - PMU with support from the contracted service providers  Investments – led by PMU in coordination with local governments. Implementation works undertaken by contracted service providers.  E&S Expert will lead it, as part of the PMU.
<b>Forestation –</b>  <b>Type of USP</b> Partially unidentified: specific activity identified, location to be determined	As described, targeted areas have potential to increase water retention capacity with additional forestation. It is currently unclear what the potential, scale, and scope might be. Need for this activity was flagged by stakeholders during consultations and the proposed project would ensure that this is defined in order to leverage on this potential. There is no available data that might provide additional understanding in this stage so feasibility assessment is a must. It is expected that around 20% of the dedicated output budget would be used for this action.	The action has significant potential to increase adaptive capacity though cost-effective and quite easy to implement interventions. The number of negative externalities avoided with this approach is mentioned in the output and it is quite substantial. It is vital that it is considered as part of the coastal management aspect.	
<b>Other nature-based solutions</b>  <b>Type of USP:</b> Fully unidentified: both the activity and the location are not determined	The feasibility assessment would consider additional interventions that may take up to 10% of dedicated budget for this output. It is not possible to determine technical details at this stage. However, it is not expected that these activities would pose any significant environmental and social risks – the feasibility study will identify exclusion criteria as in line with national environmental legislation, results of stakeholder consultations, and the ESMP.	The real value added of output 2.2.1. lays in the fact that it would ensure the understanding of the potential for inclusion of nature-based solutions as part of this nexus proposed approach. Only with a clear baseline it would be possible to determine effective and tailored made interventions that would ensure the increase of adaptive capacity.  These interventions, even though fully unidentified, would not pose significant investment. The study would ensure that E&S screening is conducted and that potential actions fully comply with safeguards. In case it is not possible to identify suitable	

USP	Elaboration for non-identification in this stage	Justification for inclusion	Implementing stakeholders
		interventions under this category, the PMU will shift dedicated funding towards mangrove restoration and forestation.	

### **Output 2.3. Local governments' capacity in water management and gender-transformative climate change adaptation approaches strengthened, enhancing systemic resilience**

The development of the resilient water supply system on both islands will be accompanied by capacity building activities for the LGUs. The capacity of Sibutu and Sitangkai LGUs will be built to fully utilize the deployed infrastructure and organizational solutions for the benefit of local communities. Specific focus will be on ensuring equitable access to water for all groups, water conservation, health-related adaptation measures and addressing specific women's needs.

Local authorities will be supported in climate resilient and gender-transformative development planning at LGU level.

#### ***2.3.1. Building capacity of LGUs in sustainable water and energy system management, with focus on equitable access to water for all groups, including specific needs of women and youth***

**Implementation timeframe: Y1Q3 – Y4Q4**

Specific capacity building activities will be provided by consultants to LGU staff and water district personnel. Overall guidance and technical input for the activity will be provided by the technical National Project Officer. The training will be targeted at specific groups: decision making and management, technical and operational staff, technicians. Trainings will cover the following topics, adjusted with the level of detail to specific audience:

- design, installation, operation and maintenance of water-energy systems (desalination facility, PV plant, piping network, pumps, filters, disinfection etc.); local technicians will be trained to ensure relevant skills for the proper maintenance of the equipment.
- water quality norms, water sampling and analysis, sanitation systems and requirements,
- relevant legal requirements on the operation of water network and water districts, business planning and financial management,
- fees collection,
- climate change adaptation, resilient water management, ensuring equitable access to water, gender issues in the context of water and sanitation.

Staff of water districts will be engaged directly in the implementation process of Component 1, to gain first-hand experience and knowledge of the deployed system. Additionally, four training sessions per year in year two and three will be delivered on each island to decision making and management, technical and operational staff. Local technicians will be trained to ensure proper operation of the equipment through more extensive training and certification (6-month program).

The proposed activities will ensure adequate participation of women and youth and their unions/ associations. Develop and provide interactive and hands-on training/ workshop on interlinkages between gender and climate change and gender mainstreaming approach for the local water-energy-food planning. Further, it would employ conducting separate consultations and focus group meetings with women to identify more specific needs and possible concerns for their involvement in decision making at community level. Ensuring conditions for women's participation in trainings are conducive e.g. through the provision of childcare, nursing rooms, arrangement of transport, separation of women from men during breaks for coffee and lunch (if needed due to Muslim rules and traditions).

#### ***2.3.2. Introduction of health-related adaptation measures***

**Implementation timeframe: Y2Q1 – Y3Q4**

Taking advantage of the improved water infrastructure, LGUs will be supported in improving health-related measures. Due existing health risks in the area, related to water-borne diseases, ensuring clean drinking water is essential. This is specifically relevant to the indigenous communities (Badjao), which primarily rely on rainwater harvesting. Measures to ensure safe drinking water will target these communities as the most vulnerable. This includes introduction of disinfection systems into water distribution networks (Output 1.2 and Output 1.3).

Municipalities and barangays are responsible for provision of certain health services related to general hygiene and sanitation and implementation of programmes and projects on communicable and non-communicable disease control services. Local health officers are the focal points for these services. This activity will include specific advisory services for the LGUs (targeted and building capacity of the local health officers) to build their capacity in the prevention of water-borne diseases and strengthening public-health services related to water in response to community needs. One general training will be delivered for each island and more specific training and consultation will be delivered at each barangay for the health officers. Health-related measures will also be integrated in the updated Local Climate Change Action Plans (A.2.3.3.).

### 2.3.3. Capacity building of LGUs on mainstreaming gender and youth into policies and work in the context of climate change, and updating Local Climate Change Action Plans

Implementation timeframe: Y3Q1 – Y4Q2

Taking advantage of the improved water infrastructure, LGUs will be supported in improved local planning processes. This will include specific training sessions targeted at the LGUs and barangay representatives focused on raising awareness of climate change, climate adaptation practices, and gender mainstreaming. It will also include building capacity of the LGUs in creating enabling conditions for increasing long-term economic resilience, through supporting seaweed farming practices (Output 3.1.) and diversification of livelihood opportunities (Output 3.3). Consultants familiar with local social context and climate adaptation will be hired to deliver the activity.

One general training will be delivered for each island and more specific training and consultation will be delivered at each barangay.

Additionally, technical advisory services will be provided by the consultants to LGUs to update their Local Climate Change Action Plans. This will specifically focus on adaptive water management, health-related adaptation measures, use of renewables, energy storage, waste and wastewater management, in a gender-transformative and culturally appropriate (indigenous people traditions) way. Overall guidance and technical input for the activity will be provided by the technical National Project Officer.

### Component 3. Building island's communities resilience

To strengthen livelihoods and sources of income of vulnerable seaweed producing communities the project will support seaweed farmers and other communities in building their economic resilience. Seaweed farming is under the stress of changing climate, with outbursts of the 'ice-ice' disease impacting harvests and reducing income of communities. To strengthen seaweed-based livelihoods, communities will be supported in various ways. Firstly, by introducing climate-resilient seaweed farming practices, based on traditional local knowledge coupled with the latest research, the producers will be supported to reduce the negative impacts of climate change, improve the overall performance of the value chain and create additional benefits for the environment.

The project will also research and introduce new seaweed species that are suitable for culture in the area as an additional source of income and potential for diversification of downstream markets (beyond agar and carrageenan markets). Moreover, the project will introduce value addition on cultivated seaweed (current species and new ones) to retain higher value within the community. To this end, the project in collaboration with the communities, research and academic institutions and the industrial sector will introduce new seaweed-based products for diversified applications in downstream industries. To secure the long-term viability of seaweed farming, collaborations will be established with scientific institutions for monitoring changes and continuous improvement of the seaweed farming practices accordingly.

While seaweed farming is currently the main economic activity on the islands, broader economic diversification strategies will be analyzed to reduce the community's vulnerability to future climate impacts. Proposed solutions will be designed based on consultations with the communities and considering their traditions and skills. Communities will be supported in pursuing alternative livelihoods (e.g. fish and shellfish farming, pearl farming, community-based eco-tourism, agriculture and horticulture etc.).

The project will follow community-based adaptation approach by training and involving community members in conservation efforts, monitoring, and maintenance activities, and integrating indigenous knowledge systems with modern practices.

Table 10. Component 3 activities and outputs

Component 3. Building island's communities resilience	
Outcome 3. Local communities' resilience and livelihoods strengthened	
Activities	Expected Outputs
3.1.1. Development, pilot application and upscaling strategy of climate change adaptive and gender sensitive farming practices	3.1. Specific strategies for diversification and strengthening of seaweed farming under climate stress introduced
3.1.2. Upscaling and mainstreaming good practices and SOPs among the seaweed producing communities across both islands.	
3.1.3 Build capacity of farming input suppliers for seaweed farming	
3.1.4. Strengthening collective capacity, especially capacity of women in seaweed processing value chain through establishing and supporting women groups	
3.2.1 Assessment of opportunities for value addition, development of business models for processing and support processing enterprises	3.2 Local processing and market development strategies introduced to seaweed communities
3.2.2 Undertake market assessment (local, national and export),	



identify demand partners in downstream industries (food, feed, agriculture and aquaculture, and other industrial use), facilitate B2B dialogue and establish market linkages.	
3.2.3 Support certification and traceability of seaweed-based products on safety, quality and sustainability requirements and standards, in line with market requirements.	
3.3.1. Building community resilience through awareness raising of climate change and available adaptation solutions related to water management, including indigenous practices, with focus on gender, intersectionality and youth	3.3. Community-based adaptation strategies introduced to address climate change
3.3.2 Establish partnership with research and scientific community to monitor climate change and other environmental impacts on seaweed farming and continuously improve practices for maintaining and optimizing performance of seaweed farms and reduce adverse impacts on coastal ecosystems.	
3.4.1. Work with communities on developing strategies for economic diversification	3.4. Long-term economic diversification - supporting alternative livelihoods that are less climate dependent
3.4.2. Supporting vulnerable communities with alternative livelihoods, less climate-dependent with relevant capacity building	

### Output 3.1. Specific strategies for diversification and strengthening of seaweed farming under climate stress introduced

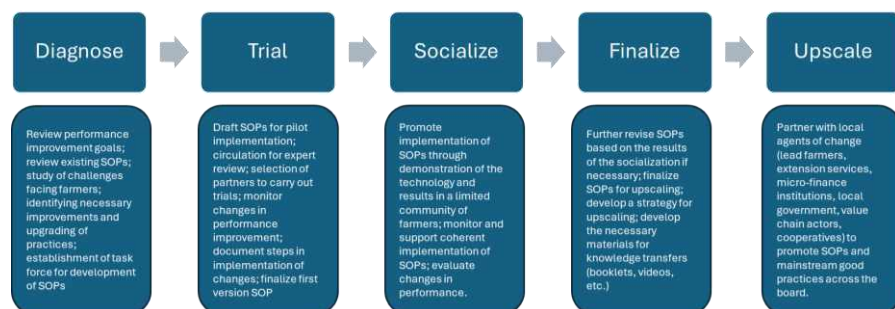
Climate change poses a threat to seaweed farming through increasing sea water temperature, which affects the frequency of occurrence of the 'ice-ice' disease, decreasing seaweed production and value. This can be addressed by promoting and enhancing sustainable seaweed farming methods drawing from best practices anchored on traditional knowledge and indigenous technologies and combining these with scientific advances and innovations, which are tested under environmental and climate stress. The project will utilize existing indigenous knowledge and combine it with latest research and experience from the Philippines and the region (specifically with the SeaRDeC and the GEF-funded Blue Horizon projects – as described in section F). This output will build on the experience of the RETS project, which was supporting the seaweed farming development on Sibutu and Sitangkai. In addition, UNIDO will draw on its longstanding experience and lessons in supporting the seaweed sector in neighboring countries such as Indonesia.

#### Activities:

##### 3.1.1. Development, pilot application and upscaling strategy of climate change adaptive and gender sensitive farming practices

Implementation timeframe: Y1Q3 – Y2Q4

The overall process and steps in completing this activity is described in below diagram.



The project will hire consultants familiar with the Philippine and local context for seaweed farming to carry out an assessment of currently cultivated seaweed species and seaweed farming practices on the islands. This will include analysis of practices in use, inventory of local indigenous practices and knowledge exchange with ongoing initiatives (such as SeaRDeC, Blue Horizon). The project will also assess the viability of introducing new species for culture in the two islands (e.g. Ulva, Caulerpa, etc.) to diversify seaweed portfolio as a measure of reducing vulnerability of income to price fluctuations as well as



increasing income from higher value species. The project will also assess the local conditions for introduction of Seaweed and Integrated Multi-Trophic Aquaculture (IMTA) farming systems to create additional income and enhance resilience of both seaweed and marine-aquaculture.

The project will establish a taskforce including farmers, hired consultants and key research and scientific institutions. The taskforce will meet regularly and in a collaborative manner will design the good practices by drawing on their expertise and existing practices. The good farming practices for currently cultivated seaweed species are envisaged to enhance climate change adaptation (countering bleaching effect), to improve quality and productivity, to manage disease (ice-ice) and to ensure compliance with safety and sustainability standards and regulations. The good practices will also include new species as well as IMTA farming systems. The development of good practices will be a collaborative and hands-on process involving the main stakeholders, the seaweed farmers from early on. In this step, the project will select 10-15 lead farms and directly support them to apply the good practices in a highly controlled and monitored environment. The result of the pilot applications will feed back into the design of the good practice.

The lead farms will be selected carefully among the influential farmers (e.g. lead farmers in the community who have influence over other farmers). Once the pilot implementations are completed, the project will support the immediate community in the vicinity of the pilot farm to learn and replicate the SOPs. Often, the most efficient mechanism for transfer of knowledge is through demonstration and through social networks. This process, called socialization, will help understanding how easily the good practices can be replicated and how they achieve their intended results. The target is to support a total of 50-60 farms around the lead farms to learn and adopt the SOP, with the help of the lead farms. This process will be also closely monitored by the project with involvement of the community members.

Based on the results of the socialization, further fine-tuning may be made to the good practices. All farming practices will be coded into simple, visual Standard Operational Procedures (SOPs) that can be easily communicated with farming communities. Based on the result of the pilot application and socialization, and in consultation with local communities and institutions, a strategy for upscaling the good seaweed farming practices in Tawi-Tawi will be developed, indicating long-term and short-term actions which can be undertaken by local stakeholders. This will be developed in cooperation with local indigenous communities, to ensure, that the strategy is culturally acceptable. It will also consider the gender dimension of seaweed farming and propose solutions to strengthen the role of women in the process.

The strategy will be developed and refined (if needed) based on the early results of the implementation of follow-up activities (A.3.1.2. and A.3.1.3.).

#### USPs elaboration and justification

USP	Elaboration for non-identification in this stage	Justification for inclusion	Implementing stakeholders
<b>Seaweed and Integrated Multi-Trophic Aquaculture (IMTA)</b>  <b>Type of USP</b> - Partially unidentified: specific activity identified, location to be determined	Piloting these systems is necessary to ensure diversified and sustainable income for seaweed farmers. IMTA is a well-established farming system and is suitable for the conditions in target islands. AtAt this stage, locations are not known as there is a need to conduct assessment this activity. In addition, the type of products for aquaculture (Crustaceans, molluscs, etc.) would need to be determined based on assessment of local species and environmental conditions, as well as the type of seaweed species for cultivation.	Seaweed farming itself needs to be integrated in systems that offer sustainable and diversified income related opportunity. IMTA enables different species of fish, crustaceans or molluscs to reinforce and improve each other's environment for growth. For instance, some crustaceans can help fertilize seaweed and thereby reduce the need for chemical fertilizers. Therefore, IMTA can support both diversification of income, improve seaweed cultivation, and address issues such as use of fertilizer. All such benefits are critical for ensuring a climate adaptive and sustainable seaweed sector in target islands as the source of livelihood for the coastal populations. The project will ensure that interventions align with national environmental legislation and the ESMP.	Investment – led by PMU in coordination with Local governments and MSU-TCTO.  E&S Expert will lead it, as part of the PMU.

#### 3.1.2. Upscaling and mainstreaming good practices and SOPs among the seaweed producing communities across both islands.

##### Implementation timeframe: Y2Q3 – Y4Q4

Based on the developed strategy (A.3.1.1.) the project will identify and build capacity of Agents of Change (such as lead farmers, cooperatives, associations, NGOs, extension services, etc.) to promote improved farming practices across seaweed communities. Consultants will be hired, experienced in local seaweed farming practices to support the implementation of this

activity in close coordination with MinDA and barangays. The specific needs of indigenous communities will be addressed as a priority.

Through this activity improved farming practices will be mainstreamed among seaweed communities. The improved practices will be climate adaptive and gender sensitive to ensure long-term sustainability of farming seaweed and empowering women within the value chains. Farmers will be able to address ice-ice disease and bleaching, while improving overall quality and productivity of seaweed farms across the island. In addition, new seaweed species will be produced, expanding the product portfolio of the two target islands, which will ensure higher resistance to climate change and higher value species and a more diversified income source for seaweed producers. Please note that introduction of new species will strictly follow AF ESP and will be monitored and implemented according to the project ESMF.

To facilitate the upscaling of good practices, the project will explore and when possible create access to finance for farmers. This will be done in collaboration with local financial institutions and community organizations/cooperatives (linked to A.3.2.2) through micro-finance and/or revolving community funds. In addition, the project ensures access to farming inputs, such as improved seedlings from the nursery (linked to A.3.1.3), which will help to reduce the usual practice for farmers to recycle old materials for new planting cycles up to 3-4 times, which is hampering productivity, and avoid disease and maintain high product quality (in terms of carrageenan content of seaweeds).

### **3.1.3. Build capacity of farming input suppliers for seaweed farming**

#### **Implementation timeframe: Y2Q1 – Y2Q4**

One nursery center will be built as demo facility in each island to provide new-generation seedlings to farmers, and where women can take part in this tedious activity, which men do not usually want to do. Seedlings which are more resistant to disease are already grown in the region (laboratories of MSU-TCTO), and ready for deployment to nurseries on the islands. The project will establish **two floating nursery centers**, each accompanied by a dedicated support building to ensure efficient and sustainable operations. The floating nurseries will be strategically anchored in suitable coastal waters, equipped with modular rafts or longline systems for cultivating disease-resistant and high-yield seaweed seedlings. These nurseries will leverage natural seawater conditions to promote robust seedling growth while enabling easy monitoring and maintenance. The dedicated buildings onshore will serve as operational hubs, housing storage facilities for equipment and seedlings, workspaces for seedling preparation and sorting, and training areas for local farmers, including provisions for women's participation in nursery activities. Together, the floating nurseries and their support buildings will form an integrated system to strengthen seaweed farming, enhance coastal community livelihoods, and contribute to climate resilience. The floating nurseries are non-intensive CAPEX wise and therefore 200,000 USD for two buildings and floating nurseries would be sufficient. UNIDO has already developed SOPs and related training materials for such nurseries in Indonesia which can be adapted and used in the two islands.

The output will include training sessions, a set of individual consultations and the introduction of improved seedlings, more resistant to disease. Materials and tools will be provided as deemed appropriate to farming cooperatives, based on the results of the initial assessment (A.3.1.1.). In addition, based on the upscaling strategy developed (Activity A.3.1.1) the project will identify the necessary number of nurseries required on each island to support the transformation of the seaweed production, and based on the lessons from pilot nurseries established, the project will develop suitable business models and business plans for establishment of needed nurseries on a commercially feasible basis. The project will support the establishment of additional nurseries as required through technical assistance.

#### **USPs elaboration and justification**

<b>USP</b>	<b>Elaboration for non-identification in this stage</b>	<b>Justification for inclusion</b>	<b>Implementing stakeholders</b>
<b>Two seaweed nursery centres</b>  <b>Type of USP</b> - Partially unidentified: specific activity identified, location to be determined	The technological approach and scale of investments is known. However, the PMU will have to work with the local governments, coordinate with MSU-TCTO, and academia community in order to define most suitable locations for these nursery homes. In a nutshell, only locations remain to be defined. This was not possible to determine at this stage as first activity 3.1.1. needs to be undertaken. This assessment activity will ensure that needs are clearly defined and climate resilient seaweed species are available for the introduction of Seaweed and Integrated Multi-Trophic Aquaculture (IMTA) farming systems.	The component 3 of the proposed project aims at the development of climate resilient seaweed farming practices. In order to do so, it needs to leverage on the scientific work already undertaken in the country. This means that only verified seeds should be available and distributed in order to ensure climate resilience and non-harmful effect of species to local ecosystems. As noted, there are activities ongoing related to seaweed value chain development. Only with the reliable feedstock supply this value chain can pose a sustainable market development opportunity.	Investment – led by PMU in coordination with Local governments and MSU-TCTO.  E&S Expert will lead it, as part of the PMU.

***3.1.4 Strengthening collective capacity, especially capacity of women in seaweed processing value chain through establishing and supporting women groups***

**Implementation timeframe: Y2Q1 – Y4Q4**

To address specific needs of women in the communities, the project will provide direct consultative support to women engaged in seaweed farming by establishing and supporting operationalization of women producer groups to ensure that women will be equally able to lead business activities, participate in and benefit from them. The activity will also include youth-led enterprises and NGOs engaged in the seaweed value chain. Youth empowerment will also be addressed in this through youth-targeted development assistance and engagement of youth as partners. This will be implemented based on the results of Activity 3.1.1. Women will be engaged in running seaweed nurseries, after undergoing hands-on trainings.

Consultants will be hired, experienced in local seaweed farming practices and gender aspects. Overall guidance and technical input for the activity will be provided by MinDA. The activity will be delivered in the form of direct meetings and on-demand consultation. At least four women groups will be established and supported in the project area.

Moreover, the project will enhance collective efficiency and climate responsiveness of seaweed community in general. The project will establish and strengthen seaweed representative bodies (such as cooperatives and associations) and utilize local community platforms to facilitate dialogue among the farmers and value chain actors and the LGUs. In addition, the project will introduce collective business models (such as cooperative farming when suitable) to enhance farmers position within value chains vis a vis other actors.

**Output 3.2 Local processing and market development strategies introduced to seaweed communities**

***3.2.1 Assessment of opportunities for value addition, development of business models for processing and support processing enterprises.***

**Implementation timeframe: Y2Q1 – Y4Q3**

The project will hire consultants with expertise and knowledge of seaweed-based products to assess opportunities for value addition on the two islands and in Tawi Tawi. This will primarily be focused on basic processing for Carrageenan industry, Bio-stimulant and Food products. The project will introduce feasible processing activities along these value chains with the objective of localizing as much processing as possible and as economically feasible on the two islands. Based on the identified opportunities, the project will develop in collaboration with hired consultants and partnership with technical institutions in the region to develop/adapt processing technologies for each application. Based on the developed/adapted technologies, the project will develop business models (including technical and financial guidelines) for the operation of processing enterprises. The project will support establishment/upgrading of processing enterprises for the identified applications of seaweed.

***3.2.2 Undertake market assessment (local, national and export), identify demand partners in downstream industries (food, feed, agriculture and aquaculture, and other industrial use), facilitate B2B dialogue and establish market linkages.***

**Implementation timeframe: Y2Q1 – Y4Q3**

Beyond expansion/improvement in farming (Output 3.1) and enhancing processing and value addition (A3.2.1) it is critical for the seaweed producers to enhance their position within the existing value chains (e.g. carrageenan) and establish direct linkages with downstream industries as customers of new value-added products such as seaweed-based Food and Bio-stimulant products, among others. Therefore, the project will carry out a detailed assessment of local, national and export markets for such value-added products and identify potential buyers to directly supply from the target seaweed producers on the two target islands. The project will facilitate contact and dialogue between seaweed communities in Sitangkai and Sibutu and buyers and facilitate establishment of long-term and equitable sales contracts with buyers. The dialogue with demand partners as well as downstream industries will provide the necessary inputs for fine-tuning the good farming practices (activity 3.1.1) to ensure products meet the quality, safety and sustainability requirements of the markets and buyers.

***3.2.3 Support certification and traceability of seaweed-based products on safety, quality and sustainability requirements and standards, in line with market requirements.***

**Implementation timeframe: Y2Q1 – Y4Q3**

The project will raise awareness of the producers about the market requirements for wet, dry and value-added seaweed products. This will be done through various media and channels, especially by engaging national regulatory bodies, standards providers as well as private sector buyers.

Through hired consultants and experts, and in collaboration with the local agents of change, the project will support farmers and processors to adopt technologies, techniques and procedures (activities A.3.1.2 and A.3.2.1) that will result in upgrading of production/processing as well as products in compliance with mandatory technical regulations, standards (sustainable seaweed) and other quality parameters such as:

- Technical regulations: may include but not limited to chemical residue, health certificate (for food products)
- Quality parameters: Gel strength, carrageenan content, color, etc.
- Sustainability standards: Sustainable Seaweed such as ASC/MSC standards.

Following the application of good practices, the project will support certification of farms and products based on the market needs.

The project will also introduce solutions (paper-based and were possible digital solutions) for traceability of seaweed products from farming source to final products. In this effort, the project will collaborate with buyers and actors along the value chain to establish traceability systems. The project will provide training and build capacity of the farmers and cooperatives to apply traceability systems to their operations.

### **Output 3.3. Community-based adaptation strategies introduced to address climate change**

The project will use the community-based adaptation approach, which will involve local community member in conservation efforts, monitoring, and maintenance activities, and integrate indigenous knowledge systems with modern practices. The project aims at increasing the awareness of climate change and proper water management in the area and support overall community adaptation to climate change. Specific gender-sensitive activities will be delivered, aimed at building community resilience and strengthening capacity of women.

Local coastal communities have its own indigenous traditional knowledge which they can tap and strengthen to enrich their socio-economic capacities based on nature-based environmental protection and conservation. The communities are aware that protection of their mangroves, seagrass/seabeds, mudflats, and coral reefs have contributed to their over-all health, survival, and well-being.

The project will support their endeavors by enriching their knowledge through education and social engagements - inputs on best practices, lessons learned, advancement in science and technology in resource inventory and assessment, habitat rehabilitation, resource enhancement (especially seaweeds and fish), coastal aquaculture, related livelihood development, hazard and risk assessment, and coastal development plans.

#### ***3.3.1. Building community resilience through awareness raising of climate change and available adaptation solutions related to water management, including indigenous practices, with focus on gender, intersectionality and youth***

##### **Implementation timeframe: Y2Q1 – Y4Q4**

During the project specific training and awareness raising campaigns will be delivered to local communities to build their resilience and increase gender awareness and utilize existing indigenous knowledge. This will specifically focus on:

- adaptive water management, with specific focus on water conservation,
- hygiene and sanitation,
- use of renewables,
- waste management.

Gender dimensions will be streamlined through the delivery of specific capacity building and awareness raising activities to all groups (men, women, youth) to ensure conscious recognition of women's role in the communities, with specific focus on seaweed value chain. This will involve working with women, men, and youth separately to address the following issues:

- Enhancing women's self-esteem so they are encouraged to talk about their needs and work.
- Sensitizing men of women's involvement in households and the seaweed value chain.
- Strengthening women's involvement in decision making.

All this requires sensitive work at the community level including moderators/ mediators that help to facilitate discussions and find solutions. Specific cultural background of the Badjao and other indigenous communities will be taken into account when designing and implementing activities on the ground.

Local consultants, familiar with local social context and climate change impacts will be engaged. They will be supported by gender consultants. The capacity building activities will be designed in line with the Gender Action Plan. It is planned to implement these activities throughout the entire duration of the project, to measure the efficiency of the programme. Overall guidance and technical input for the activity will be provided by MinDA.

To ensure wide outreach and participation in the activity, the following are planned:

- a) Events in schools targeted at youth.
- b) Events for communities (barangays) at sidelines of community events (fairs, celebrations, etc.).

It is planned that each barangay will be reached at least once a year. The events will be organized in an informal way, to

encourage active participation of all groups. Events will be delivered in local languages, respecting local cultural norms. Presentations, discussions, videos and handouts will be used to support the capacity-building process.

**3.3.2 Establish partnership with research and scientific community to monitor climate change and other environmental impacts on seaweed farming and continuously improve practices for maintaining and optimizing performance of seaweed farms and reduce adverse impacts on coastal ecosystems**

**Implementation timeframe: Y1Q1 – Y2Q4**

The project will engage the relevant research institutions and scientific community (e.g. MSU-TCTO) to develop a mechanism (involving farmers and communities) for monitoring changes in the environment due to climate change and other factors, and monitor performance of seaweed farms (environmental, economic and social). The monitoring will be an input for continuous improvements in farming inputs, farming technology and practices, post-harvest handling and processes.

This activity aims at securing communities' access to expertise that is required to support them in adapting to climate change and maintaining productivity of their farms, ensuring high quality and resistant seedlings, introducing new species and creating value added products. In addition, it will create learning ground for such research and scientific institutions to create knowledge on good practices and share among the larger seaweed communities in the Philippines.

In addition, it is critical to monitor spillovers of seaweed farming and related activities to the wider environment. Therefore, the monitoring mechanism will allow better understanding of these spillovers and inform the development/adjustment of farming practices to minimize negative spillovers and adverse impacts of seaweed farming on the coastal ecosystem.

The project will raise awareness among producers and engage them in taking an active role in monitoring and will encourage abandoning harmful practices (e.g. use of fertilizers) in exchange for climate adaptive, integrated multi-trophic aquaculture systems along with seaweed production.

**Output 3.4. Long-term economic diversification - supporting alternative livelihoods that are less climate dependent**

While seaweed farming is the main livelihood on the islands it is also important to support the communities in broader economic diversification strategies, to reduce the communities' vulnerability to future climate impacts. During the project, based on the direct involvement with communities, alternative livelihoods will be proposed for the communities coupled with pilot support to those communities which will pursue these less climate-dependent livelihoods.

**Activities:**

**3.4.1. Work with communities on developing strategies for economic diversification**

**Implementation timeframe: Y2Q1 – Y2Q4**

The project will carry out an assessment of the overall sustainable livelihood assets of the local communities. Based on the experience from the region and skills, and knowledge of the local indigenous people, strategies will be proposed for a long-term economic diversification. Consultants with knowledge of the region will liaise with MinDA and existing initiatives to identify opportunities for expanding fish and shellfish farming, community-based eco-tourism, agriculture and horticulture as the most promising alternatives, for less climate dependent livelihoods. Sea farming activities will build synergies with nature-based coastal zone management practices, as mangroves create diverse habitats supporting marine life.

As a result, a long-term strategy document including potential pilot initiatives will be identified in the aforementioned economic activity areas which will be supported by the project (A.3.3.2.). Relevant measures are included in the ESMP to ensure screening against the ESS principles and relevant monitoring activities to avoid/minimize negative social and environmental impacts of implementation of the proposed pilot measures (fish and shellfish farming,, community-based eco-tourism, agriculture and horticulture).

**3.4.2. Supporting vulnerable communities with alternative livelihoods, less climate-dependent with relevant capacity building**

**Implementation timeframe: Y3Q1 – Y4Q4**

Pilot initiatives identified in A.3.3.1. will be implemented with the support of the project in close coordination with MinDA and barangays (LGUs). This will include specific consultations and direct support (advisory materials, initial small value equipment) to individuals and communities willing to undertake new livelihood activities. This activity will specifically target most vulnerable, indigenous communities.

Examples of livelihood development, which the project beneficiaries can pursue, based on prior stakeholder consultations, are the following:

1. Manufacture of seaweed-based products like seaweed chips, crackers, pastes, flavoring and coloring agents;
2. Manufacture of dried fish and other sea products and sardines;
3. Poultry egg farming and other livestock raising;

4. Farming of cash crops such as calamansi, banana, peanuts, cassava, sweet potatoes, and vegetables;
5. Community-based coastal aquaculture;
6. Community-based nurseries for marine- and land-based resources;
7. Community-based eco-tourism packages, showcasing good practices of coastal resource management which includes nature-based solutions.

Some of these livelihood initiatives can be implemented in collaboration with current or existing programs of FAO and EU in the BARMM region. Additionally, salt production from brine (from the desalination plant) will be explored as a potential income source for the communities.

As a result, new cooperatives will be established, which will generate income from other activities than seaweed farming.

#### Component 4. Knowledge management and scaling up

To ensure sustainability and replicability of the project outcomes the project will carefully document the results of the activities, to build a knowledge base for further scale up of successful activities. Knowledge will be shared with relevant national and international stakeholders, to promote good practice and inspire similar initiatives.

Table 11. Component 3 activities and outputs

Component 4. Knowledge management and scaling up	
Outcome 4. Knowledge shared and scaling up of project outcomes facilitated	
Activities	Expected Outputs
4.1.1. Development of knowledge products	4.1. Knowledge documented and disseminated
4.1.2. Knowledge dissemination	
4.2.1. Consultation with relevant stakeholders for the development of gender-transformative scale-up strategy	4.2. Stakeholders consulted and project scale-up concept developed
4.2.2. Development of a project concept for scale-up	

#### Output 4.1. Knowledge documented and disseminated

There is a clear opportunity to learn from project partners to capture and transfer key project knowledge. Some types of knowledge assets include lessons learned, technical knowledge, administrative and institutional knowledge. These lessons learned in the project will be documented and disseminated through various channels with national and international stakeholders.

##### Activity 4.1.1. Development of knowledge products

##### Implementation timeframe: Y1Q2 – Y3Q4

The PMU will develop a Knowledge Management Plan in the first months of the project implementation, to ensure that relevant knowledge is captured and distributed to support the impact of the project.

Various knowledge products will be developed during the project implementation documenting each activity. Additionally, a project website will be set up, with the aim of informing project stakeholders about the project progress and results. Main knowledge products include:

- a) Technical reports – based on the delivery of the project activities,
- b) Training modules - based on capacity building activities done by the project,
- c) Case studies documents, stories, videos,
- d) Project presentations and conference materials.

This activity will be executed by all partners engaged in the project and coordinated by the technical National Project Officer. Specialized consultants may be hired to support the development of knowledge products in terms of audio-visuals (i.e. videos, case studies) and translations.

##### Activity 4.1.2. Knowledge dissemination

##### Implementation timeframe: Y1Q3 - Y4Q4

Knowledge products produced by the project (A.4.1.1.) will be disseminated using various channels, in line with the Knowledge Management Plan. This activity will be coordinated by the technical National Project Officer, with support from

national and international consultants.

Knowledge products will be made available online via the project website (digital copies), as well as through partners' websites (MinDA, BARMM, UNIDO), supported by social media campaigns.

Special knowledge exchange events will be organized (study tours/site visits), as well as project representatives (PMU/consultants/project partners) will represent the project, to share experiences at regional, national and international events, which will be identified as relevant within the Knowledge Management Plan (e.g. PWWA Conference - WATER PHILIPPINES, International Conference on Water, International Conference on Desalination and Renewable Energy, International Conference on Water, Energy, and Environmental Management). Additionally, knowledge exchange mechanism with the Blue Horizon project will be established, so both projects can benefit from their experiences.

A specialized consultancy will be hired to support dissemination activities, including:

- a) Publication of the knowledge products on websites and delivering social media campaigns to support wider outreach for the project (e.g. LinkedIn, Facebook, X, Flickr, etc.),
- b) Preparing media releases and connecting with local/regional/national media,
- c) Organizing study tours and site visits within the BARMM region and country (with focus on MIMAROPA region) to learn successful practices and exchange knowledge with stakeholders. At least one study tour/site visit for key project stakeholders (PMU, LGUs and provincial govt representatives) per year will be organized.

All this requires gender sensitive work at the community level including moderators/ mediators that help to facilitate discussions. Study tours will engage both women and men, organized in a way to promote at least 40% of female participants. Provisions supporting female participation (childcare options) will be made available.

All knowledge management activities such as the knowledge management plan, project lessons learnt, publications, etc. will be gender responsive and adequate for the target group (e.g. also for the age, education level). This includes integration of gender dimensions into the content of the document, for instance presenting gender data, gender-water nexus theory, gender sensitive language, using photos showing both women and men, showing women in leadership positions, and avoiding photos depicting gender stereotypes.

#### **Output 4.2. Stakeholders consulted and project scale-up concept developed**

The project is highly scalable in the Philippines context, where numerous island communities still struggle with reliable, climate resilient access to water. Building on the lessons learned of the project it is expected that regional stakeholders will be willing to scale up the initiative and introduce proven solutions on other islands in Tawi-Tawi and other provinces in the Philippines.

##### ***Activity 4.2.1. Consultation with relevant stakeholders for the development of gender-transformative scale-up strategy***

##### ***Implementation timeframe: Y2Q3 – Y4Q2***

To ensure that the scaleup project will meet the needs of relevant stakeholders, the consultation process will be undertaken. Stakeholders will be mapped and identified based on potential interest in the project, by the project management team.

- 1) Consultation meetings with BARMM regional stakeholders: MinDA, BARMM government, provincial government representatives (Tawi-Tawi, Sulu, Basilian); local and regional water utilities representatives, seaweed farmers cooperatives, women groups, NGOs, academia, business representatives. One in-person consultative meeting in each island province of the BARMM is planned.
- 2) Consultation meetings with MIMAROPA regional stakeholders: provincial government representatives (Palawan, Mindoro, Romblon, Marinduque); local and regional water utilities representatives, seaweed farmers cooperatives, women groups, NGOs, academia, business representatives. One in-person meeting is planned in the region, with further online consultations as required.
- 3) Consultation with central government, done by UNIDO and MinDA
- 4) Consultation with international stakeholders: ad-hoc consultation meetings, on the sidelines of other international events (e.g. COPs, GEF Assemblies, ADB-organized events, UNIDO-organized events), where the project could be represented will be done.
- 5) Targeted consultation meetings (on-line) with potential project donors, multilateral (e.g. GCF), bilateral and private will be held to present the project concept and receive feedback.

Consultation process will be coordinated and carried out mostly by MinDA. Consultants, which will work on the project concept document (A.4.2.2.) will be engaged in the in-person and online meetings.

For the development of the project scale up plan, the project proposals will ensure gender responsive consultations, the identification of key gender goals and target groups, develop/formulate gender-responsive project/programme indicators and the gender assessment at project/program development stage. It will further identify additional targeted areas/information and capacity building sessions might be necessary for those less knowledgeable (such as women and youth) to allow them to



participate on an equal footing. Ensure conditions for women's participation in training are conducive e.g. through the provision of childcare, nursing rooms, arrangement of transport, separation of women from men during breaks for prayer sessions, coffee and lunch (if needed due to Muslim rules and traditions). Organize targeted consultations (focus group meetings) for women and youth considering their requirements e.g. for the time of the consultation, location, etc (e.g. in a Muslim context women might not be able to talk openly to men and vice versa).

#### Activity 4.2.2. Development of a project concept for scale-up

##### Implementation timeframe: Y3Q3 – Y4Q2

During the project consultation, the most feasible project donor will be identified, and the project concept will be developed based on the donor's requirements. International consultants will be hired to develop the project concept document. As a result, project concept document, ready for submission to the selected donor will be delivered.

The project concept document will be developed in the consultative process (A.4.2.1.) and will incorporate feedback received from the stakeholders.

### **B. Economic, social and environmental benefits of the project**

It is estimated that total of 71,562 people would benefit directly from the project (with 35,423 women and 36,139 men)<sup>43</sup>. This translates into entire population of the two islands, which will gain resilient access to safe drinking water for drinking and cooking.

#### **Economic benefits**

The following direct economic benefits of the project are expected:

- 1) **Savings on water cost for the communities.** Currently there is a wide disparity in the cost the households pay for the water on both islands. Some communities have access to free of charge potable water (on Sibutu), while other, especially marginalized and vulnerable groups like Badjao people have to pay for potable water (or use non-treated rainwater). It is proposed that an equitable water tariff will be introduced with varied prices depending on location and water access type. Minimum prices would be 10 PhP per 1 cubic meter (for Level 3 access) and 20PhP per 20-L water container. Additionally, a zero-cost tariff will be introduced for the most vulnerable groups which will be provided Level 2 water access. In result, compared to current cost for the communities. Based on the water feasibility study<sup>44</sup>, the average cost of the 20-L drinking water container used in households in Sitangkai is pegged at PhP 50 each, which includes transport from outside sources. With the proposed water tariff for Sitangkai, the households can save up to PhP 30 for each drinking water container. Based on that figures it is estimated that the project will generate savings for the island's population of ca. 637,000 USD/year (37.48 million PhP)<sup>45</sup>, with the most vulnerable groups benefitting most.
- 2) **Savings for the LGUs on the cost of infrastructure maintenance.** Currently there is no water tariff, nor collection of fees for maintenance of water infrastructure. Maintenance costs (if any) are paid from the LGU operational budgets. It is not possible to estimate the amount spent on the water infrastructure by the LGUs in recent years. Due to operationalization of the water districts and introduction of water tariff, there will be budget available for O&M expenditures. By ensuring collection of fees by the water districts large financial resources will be available for proper maintenance of the systems (1.5 million USD, ca. 25% of the yearly budget), and further development of the water service in the area (0.9 million USD, ca. 15% of the budget).
- 3) Introduction of **improved seaweed farming practices** in response to climate change (including establishment of local seaweed nurseries) will lead to increased and more stable seaweed yields. Additional support in facilitating farmers' access to the market by improving product quality will be provided. This will result in a stable, **increased income for the seaweed farmers**, increasing their economic resilience. Increasing the value-addition of seaweed production also improves its employment generation potential for local communities.
- 4) **Additional potential source of income for the water districts and local population** will be available, through the use of brine for salt production.
- 5) Introduction of long-term strategies for **economic diversification**, with increased availability of water supply and water services for coastal communities would allow the **generation of other income streams**, which can lead to the reduction of harvest pressure for marine- or land-based resources and thus allow the resource base to regenerate as well. This cushions the impact of poverty by responding to the immediate needs of the local people.

Indirect economic benefits expected in the area:

- 1) Increased disposable income, because of savings on the cost of water, may lead to increased local consumption and

<sup>43</sup> based on 2020 census data

<sup>44</sup> Taboada E.B. et. al., op.cit.

<sup>45</sup> Average water consumption for cooking and drinking 2.33L per capita, 5.51 persons per household, 5,331 households



stimulate economic growth. New jobs created will add to that effect.

- 2) It is also expected that increased availability of water supply and water services will further stimulate other economic activities, including productive uses and small-scale manufacturing enterprise and commercial activities, offering other income opportunities hence further contributing to building economic resilience of seaweed farmers in times when harvest is poor due to environmental conditions or otherwise.
- 3) Water infrastructure will provide an additional base load in the electricity grid, making renewable energy production economically viable. Productive use of water (seaweed processing) will also constitute a base demand for the water distribution system, increasing its feasibility.

Availability of reliable water supply is important for the implementation of the National Seaweeds Development Program 2017-2022 (NSDP), including the establishment of land-based nurseries, seaweed tissue culture laboratories, provision of warehouses to intended seaweed farmers cooperatives, and processing of seaweeds into higher value-added products. This is also in line with the objective of the National Seaweeds Development Program to capacitate seaweed farmers to become entrepreneurs (through cooperatives) and improve marketing of seaweeds and increase its value.

### Social benefits

Through provision of reliable and resilient water infrastructure and establishment of water distribution service the project will create following benefit for the local communities:

- Availability of safe water for drinking and cooking,
- Better hygiene,
- Better opportunities for women, which are often tasked with water supply in households,
- New job opportunities,
- Increased social security.

Improved water access will directly benefit lives of 35,423 women, which are usually the ones responsible for household water supply. It will reduce the burden of fetching water, sometimes from a distance, by boats.

The most vulnerable and marginalized groups will directly benefit from water access. A zero-cost water tariff for those communities is foreseen, so around 2,500 – 3,000 most vulnerable (Badiaos) will be able to access safe and clean water for drinking and cooking directly improving their livelihoods. Improved rainwater harvesting practices will add to that, ensuring safe water access, reducing disease among those people.

The water supply infrastructure and distribution system will also create direct job opportunities in the infrastructure operation and maintenance. It is estimated that at least 13 - 15 permanent and 25 part-time jobs will be created on the islands through the establishment of water districts. During the construction phase it is estimated that 14 – 20 jobs will be created.

Improvements in domestic hygiene and sanitation lead to the reduction of health risks associated with poor water quality or inadequate access to water services as both islands belong to the BARMM region where acute watery diarrhea is still the prevailing number one disease causing morbidity due to clean potable water scarcity.

The availability of resilient water supply infrastructure will reduce the vulnerability of seaweed farming communities to emerging climate impacts (reduced availability of fresh water for home, saltwater intrusion into groundwater) as well as contribute to their health, well-being and increased quality of life.

Project activities will mainstream gender through targeted training for women, as well as reducing gender bias and shedding light on the role of women in the seaweed farming value chain, its communities and hence empowering women to fully participate in, benefit from and take leadership in the seaweed value chain.

Additionally, it is suggested that, through the water districts, part of the revenues from the water system operation on both islands will be utilized for various socio-cultural-educational programs for the municipalities. This could include further construction of sanitation systems and rainwater-harvesting systems (to reach up to 90-100% of households), WASH programs, health, and wellness programs, continued technical training for women and youth.

### Environmental benefits

The Project activities will provide the following direct environmental benefits, through the use of water desalination powered by renewable energy and water distribution services:

- Reduced consumption and waste of single use plastic (plastic bottles for the imported drinking water). It is estimated that ca. 18,590 tons of plastic waste per year will be avoided<sup>46</sup>. It is important to note that due to practically non-existent waste management systems on the islands, most of these would have ended up in the ocean.

<sup>46</sup> assuming 50% of the islands' population using at least one 0.5l water bottle per week; PET water bottle weight is 10 g.

- Reduced fossil-fuel energy use – the water distribution system will utilize solar power for powering desalination plant and pumps, reducing the need for electricity generation in diesel gen-sets. In turn, this will lead to a reduction of 1,232 t CO<sub>2</sub> per year<sup>47</sup>.
- Improved ecosystem services due to introduction of nature-based solutions for coastal zone management, primarily focused on mangroves restoration and expansion on the islands.

### C. Analysis of the cost-effectiveness of the proposed project

The alternative and supplementary water resources of Sibutu and Sitangkai Islands were assessed and reported in detail in water study<sup>48</sup>, including current practices and issues on sanitation and hygiene; and the report also included the environmental and socio-economic implications. These water sources include existing shallow, dug, and bore wells (untreated or still brackish), rainwater catchment, the existence of water retailers for purified drinking water, and the import of pure bottled drinking water from elsewhere (outside the islands).

With these current conditions, the negative environmental and social impacts are clearly expressed from the assessments made. Table 12. presents alternative options based on actual conditions in the project area. Those are discussed and presented in order to ascertain a selection of promising ones, which can serve as basis for consideration in the proposed project.

**Table 12. Alternative processes for water treatment and supply for small island application**

Source: own elaboration based on Taboada E.B. et. al., op.cit.

Alternatives	Criteria for Selection			
	Costs	Water purity & yield	Environmental impact	Ease of implementation, safety of operation
<b>Freshwater sources</b>				
Rainwater	Negligible	Good, may need filtration and disinfection	No negative impact	Easy and relatively safe; need to clean the catchment regularly
Groundwater	Incur energy costs for pumping	Very good, needs filtration and disinfection; high water yield	Over-extraction may lead to saltwater intrusion of groundwater sources; require long-term hydrological studies & monitoring	Easy and relatively safe; need to provide clean storage tanks; wells need protection from contaminants, regular cleaning and monitoring
Desalinated water	High energy & capital costs	Very good, water yield is lower depending on technology	Concentrated brine solution is a by-product, needs further handling and treatment	Complex operation, need technical knowhow, requires regular operation and maintenance
<b>Rain Water Harvesting Systems (RWHS)</b>				
Independent/Individual RWHS for each house	Costly, require storage tanks, good piping system	Good, may need filtration and disinfection	No negative impact	Easy and relatively safe; need to clean the catchment & roofing regularly
Communal RWHS for a group of neighboring houses	Costs of storage tanks and piping can be shared	Higher water yield, may need filtration and disinfection	No negative impact	Easy and relatively safe; need to clean the catchment & roofing regularly; shared responsibility by the group of households
<b>Treatment of Groundwater or Rainwater</b>				
Mechanical, simple sieve or filter, may use pumps	Less costly	Good yield and purity	No negative impact; may use renewable energy for pumps to avoid GHG emissions	Easy and relatively safe; need to clean the catchment & roofing regularly in order to avoid contaminants

<sup>47</sup> Assuming 1540 MWh per year of electricity consumption for the water system and 0.8 t CO<sub>2</sub>/MWh for diesel generated electricity

<sup>48</sup> Taboada E.B. et. al., op.cit.

Alternatives	Criteria for Selection			
	Costs	Water purity & yield	Environmental impact	Ease of implementation, safety of operation
Disinfection by simple chlorination	Costly, require chlorine	Very good purity and yield, may have excess chlorine	No negative impact	Easy and relatively safe; need to learn the preparation of correct chlorine dosage and its application procedures
Disinfection by UV light	Costly, require UV light	Very good purity and yield, no impurities	No negative impact	Easy and relatively safe; need to learn how to operate UV-light system
<b>Desalination Techniques</b>				
Membrane separation: SeaWater Reverse Osmosis (SWRO)	High energy & capital costs; renewable energy (RE) use is feasible	Very good, water yield is higher (about 60%)	Concentrated brine solution is a by-product, needs further handling and treatment	Complex operation, need professional expertise, requires regular operation and maintenance; most commonly used, well-established commercialized technology
Membrane separation: SeaWater Forward Osmosis (SWFO), Electrodialysis (ED)	High energy & capital costs	Very good, water yield is lower	Concentrated brine solution is a by-product, needs further handling and treatment	Complex operation, need professional expertise, requires regular operation and maintenance; not yet fully ready for community use
Thermal distillation: Multi-stage flash (MSF), Multi-effect distillation (MED), vapor compression (VC), freezing (FRZ)	Costly, energy-intensive; may increase GHG emissions with fossil fuel use	Good quality water, low water yield	Concentrated brine solution is a by-product, needs further handling and treatment	Complex operation, needs technical knowhow, requires long hours of operation and maintenance; requires regular operation and maintenance; not yet fully ready for community use

## Alternative scenario analysis

### Analyzed scenarios:

- 1) **Baseline scenario** – no changes in the project area (no project), no improvement in water infrastructure, or service. Communities rely on rainwater harvesting, groundwater with limited, unreliable access (Sibutu) and imported bottled water (Sitangkai).
- 2) **Groundwater scenario** – both islands supplied with groundwater, with improved Level 3 water distribution network on Sibutu and new deep ground wells in Sitangkai, supported by Level 2-3 distribution network on Sitangkai.
- 3) **Rainwater scenario** – rainwater harvesting practices improved on both islands, without investment in water distribution networks.
- 4) **Desalination scenario** – both islands supplied with water from desalination facilities (1-2 on Sitangkai, 1-2 on Sibutu) and Level 2 and 3 water distribution networks.

### Analyzed criteria:

- Cost (CAPEX and OPEX) – funds needed for the investment and operation of the infrastructure to supply water for entire population of both islands;
- Coverage – practical coverage of the system in the context of supply water for entire population of both islands;
- Resilience – resilience of the proposed solution to climate change impacts (ability of the system to provide water access irrelevant of the climate change impacts – sea-level rise and salt water intrusion, variable rainfall patterns);
- Maintenance – effort required to maintain the system in working order (reflects no. of personnel, skills, time effort, material etc.);
- Scalability – reflects the potential to scale up the system to meet the changing water demand of the population.

Each scenario is assigned points, based on expert judgement. For from 3 points the highest scoring scenario, to 0 points to the lowest scoring scenario. The weight factor is applied to reflect the relative importance of the criteria. Table 13 presents the results of the analysis.

Table 13. Results of the qualitative scenario analysis for the project

Criterion	Weight*	Baseline	Groundwater	Rainwater	Desalination
-----------	---------	----------	-------------	-----------	--------------

CAPEX	2x	3	1	2	0
OPEX	1x	2	1	3	0
Coverage	1x	0	3	2	3
Resilience	3x	0	2	1	3
Maintenance	2x	0	2	1	3
Scalability	1x	0	1	2	3
<b>Sum:</b>		<b>8</b>	<b>17</b>	<b>16</b>	<b>21</b>

\*points multiplier for the criterium, reflects the relative importance of the criterium

Based on the result of the analysis the desalination scenario has been selected as the main scope of the project. Considering lower costs and significant benefits provided by other alternative scenarios (groundwater and rainwater), elements of those have been included in the project design, to ensure maximum cost-effectiveness of the intervention.

The groundwater scenario climate change impacts in the islands (seawater level rise) make investment in the groundwater-based water system not feasible in the long term in Sitangkai due to sea level rise and saline water intrusion into the ground. Also, rainwater harvesting is going to become a less reliable method for the communities water due to less predictable rains. Hence the desalination technology is identified as the most feasible solution for Sitangkai, to address water scarcity. This will be supported by the improvement of the water distribution system for increased reliability and health safety. To reduce the operating cost of the deployed solutions, renewable energy (PV) sources will be utilized to provide electricity for the system.

#### Cost efficiency of the desalination technology

Among available desalination technologies, the reverse osmosis technology is currently the least energy intensive compared to other thermal technologies such as multi-stage flash (MSF) and multiple effect distillation (MED). MSF is the most energy-intensive of the three methods and requires approximately 30 kWh of energy to produce one cubic meter of desalinated water. In comparison, MED and SWRO need approximately 13.5 and 4 kWh of energy to produce one cubic meter of desalinated water, respectively<sup>49</sup>. Additionally, reverse osmosis desalination technology is characterized by the lowest land footprint and flexibility and simplicity of bidding requirements (compared to other technologies). This makes the selection of reverse osmosis desalination plant, powered by renewables (PV) the most suitable and effective solution for the project sites with respect to energy-specific operating costs, land availability and project implementation.

In the final price of the produced water (Levelized Cost of Water) CAPEX is the main cost factor, with electricity being the second and material (membranes) the third (Figure 8.). For the operating costs the energy cost is the highest factor, reaching about 45% of the total OPEX. Therefore, by providing renewable energy (PV) as the main power source for the desalination plant, the project will significantly reduce the operational cost of the infrastructure.




Figure 20. Average cost breakdown (Levelized Cost of Water) for large reverse osmosis desalination plants

Source: Mohammadi et al., (2020)

To additionally increase the cost effectiveness of the intervention, the project will include rehabilitation and upgrading of existing water infrastructure instead of investing in completely new infrastructure.

Table 14. Cost estimation for the infrastructure and equipment for the water system

Source: Taboada E.B. et. al., op.cit.

Unit quantity	System description	Indicative Price Range (PhP)
1 set	Water Disinfection (Chlorination) System for water tanks, complete with all gadgets and operational support and service, including delivery and logistics to major ports	PhP 100,000 – 150,000

<sup>49</sup> Mohammadi F., Sahraei-Ardakani M., Al-Abdullah Y., Thomas Heydt G., (2020) Cost-Benefit Analysis of Desalination: A Power Market Opportunity, Electric Power Components and Systems, 48:11, 1091-1101, DOI: 10.1080/15325008.2020.1829188

1 set	Submersible pumps, complete with gadgets and fittings, including delivery and transport to major ports	PhP 150,000 – 200,000
1 set	Piping and distribution system, including all materials, fittings, delivery and transport costs to major ports	PhP 5,000 – 10,000 per 20 m distance
1 set	Primary Filtration System or Water Softening System, to treat fresh water resources, which do not pass the water quality analysis (e.g. TDS, mineral content, salt content, others), choices are dependent on water analysis results and flow rates; including delivery and transport costs to major ports	PhP 100,000 – 150,000
1 set	Desalination Facility, including installation and commissioning, delivery to major ports, excluding civil works, land preparation, building construction	PhP 100,000,000 for a capacity of 1,000 m <sup>3</sup> /d  PhP 70,000,000 for a capacity of 500 m <sup>3</sup> /d
1 set	Water Laboratory, complete with basic water analysis equipment for each Water Service Provider; excluding civil works, land preparation and building construction	PhP 50,000,000 - 75,000,000

Notes:

1. 1000 PhP ~ 18 USD
2. These indicative costs are based on price quotations from various suppliers, which have usually a validity period of 90 days and excludes VAT.
3. Delivery and transport of goods are up to the major ports only, unless specified.
4. Labor and transport costs (specifically to Sibutu and Sitangkai) are excluded.
5. Actual costs may vary depending on brand, capacity, sizing, and material type.

The cost breakdown for the desalination facility is given in the table below.

**Table 15. Cost estimation (CAPEX, OPEX) and estimated water price for the desalination facility**

Source: Taboada E.B. et. al., op.cit.

Parameters	Capacity of Desalination Facility	
	500 CMD	1,000 CMD
Equipment costs, PhP	70,000,000	100,000,000
Costs of auxiliary equipment including storage tanks, pumps, distribution systems, and others, PhP	7,000,000	10,000,000
Costs of building platform structure and supporting facilities, PhP	5,000,000	5,000,000
Labour, installation, testing, logistics, startup, and other costs, PhP	7,000,000	10,000,000
<b>Total Capital Expenditures</b>	<b>89,000,000</b>	<b>125,000,000</b>
Interest Rate, %	15%	15%
Payback Period, yrs	5	5
<b>Estimated Annual Costs</b>		
Depreciation Costs, PhP/yr	18,000,000.00	20,136,103.39
Electricity costs, PhP/yr	13,061,260.00	27,002,500.00
Labor costs, PhP/yr	3,216,000.00	3,216,000.00
Repairs and maintenance cost, PhP/yr	600,447.40	1,306,000.27
Other costs, PhP/yr	405,273.74	650,404.13
<b>Total Annual Costs</b>	<b>37,341,876.99</b>	<b>58,394,877.79</b>
Water produced, cbm/yr	180,500	360,000
<b>Water Price (excluding taxes), PhP/cbm</b>	<b>204.07</b>	<b>162.45</b>

Based on the assumptions given in the Water Feasibility Study for the desalination facility in Tongmageng, the potable water price is estimated at PhP 204.07 per cubic meter for a 500-CMD capacity and PhP 162.45 per cubic meter at a doubled capacity of 1,000 CMD. This analysis does not include the grant funding from the Adaptation Fund, which would cover the CAPEX cost. Also, electricity cost will be significantly reduced due to implementation of 1 MWp PV installation to power the system. With the estimated price, the project provides big benefit for the communities of Sitangkai Island, who procure potable water at a price of at least PhP 1,000 per cubic meter (or PhP 20 per 20-L container).

The maintenance costs of the deployed systems (OPEX) will be budgeted by the LGUs<sup>50</sup> through the established water districts, secured with income from a proposed equitable water tariff (competitive to imported, bottled water), which will be introduced to provide adequate funding for the system operation (based on relevant analysis and consultation with local stakeholders the willingness to pay has been established).

#### Water distribution system – water districts and water tariff

During the project, the water districts of each island municipality will be established to ensure proper water governance. During the consultation process, it has been explicitly stressed by local stakeholders and community representatives, that there is a need for the LGUs to take responsibility for water distribution. To ensure proper water distribution from the deployed infrastructure, formal management arrangements, a legal basis for ownership and management, and the ability to expand

<sup>50</sup> Section 17 of the Local Government Code of the Philippines directs LGUs to endeavor to be self-reliant and grants powers for essential services and facilities. Thus, LGUs assume responsibility in providing critical services such as water supply, sanitation, and flood control, including enforcement of sanitation laws.

services to meet the growing demand for water is required. Based on available experience<sup>51,52</sup>, the key recommendations for proper water management for Sibutu and Sitangkai are:

1. Each island municipality should take ownership of their water districts as the sole water service provider for all its barangays and communities. All current, formal or informal, water service providers, wherever they exist within its jurisdiction, such as the barangay-organized ones, will be subsumed by the municipal water district in order to harmonize policies and procedures. Thus, it will take the lead in establishing and managing the island municipality water district and ensure its proper, efficient, and effective water governance.
2. As such, the municipality may serve the oversight functions of the water district and thus should avail of the services and support of professionals. It may hire or contract professional management services, which will provide financial, technical, and management training and or services, including capacity building and strategic planning as well as the daily operations and management that also professional support can be obtained with equitable service fees through a management service contract.
3. Right on the onset, the municipal water district should already transition to a commercially viable management system to ensure sustainability of operations. Thus, the water district should be run as a legal commercial entity owned by the municipality and managed by professionals.

The project will provide support to implement this structure onsite and avenues for capacity building activities for the municipality to enable its efficient and sustainable establishment, management and operations. The water districts will be responsible for introduction of policies and practices that regulate water use and promote water conservation, and enhance the resilience of water infrastructure to climate impacts.

**Water tariff policy and sustainability strategy**

As practiced by local water districts in the Philippines, there is a standardized and harmonized water tariff for all households with Level III water distribution system for a given area. The following general water tariff system is suggested to ensure availability of fund sources for operations, repair and maintenance of water systems as well as support for the management of the water district by the professionals.

On **Sibutu** Island, it is observed and noted that, due to lack of professional and technical capabilities, 2 out of 16 barangays which operate a Level III water distribution system tend to frequently have operational issues and challenges resulting in frequent service interruptions.

Currently, the few barangays which have operated a Level III water distribution system implement the minimum water tariff of PhP 10 per m<sup>3</sup> for usage up to 10 m<sup>3</sup> per month. This is proposed to be implemented as well in the whole municipality by the water district as it is already the acceptable practice in the island where people are willing and capable to pay for water supply in their houses. To encourage people to conserve water, the socialized water tariff as shown in the Table 16 below, is suggested for implementation, in which the cost of water per m<sup>3</sup> gradually goes higher as a household incurs higher volume of usage per month. Further, to proliferate the concept of water productivity, the economic value of water is also emphasized by raising the water tariff in cases where it is used in much larger quantities such as in businesses, e.g., water refilling stations (which process water into bottled mineral water).

All these measures are of course subjected to final vetting and approval during multi-sectoral stakeholders' consultation and meetings with the Sibutu LGU and its constituencies while setting up the water district (A.2.1.1.).

Table 16. Proposed Water Tariff in Sibutu with Level III water supply distribution system

Description	Amount of water tariff	Monthly water payments of Households
Minimum water tariff	PhP 10/m <sup>3</sup> for usage up to 10 m <sup>3</sup>	PhP 100 per month
Socialized water tariff	PhP 12/m <sup>3</sup> for usage from 11-20 m <sup>3</sup>	PhP 112-220 per month
	PhP 15/m <sup>3</sup> for usage from 21-30 m <sup>3</sup>	PhP 235-370 per month
	PhP 20/m <sup>3</sup> for usage from 31-50 m <sup>3</sup>	PhP 255-770 per month
	PhP 25/m <sup>3</sup> for usage from 51 m <sup>3</sup> and up	PhP 795 and up per month

The marginalized and vulnerable groups (mostly the Badjaos) living on house stilts along the coasts of Sibutu Island, tend to cluster together as a collective of households, where common facilities are shared and accessible by everyone in the community. The Level II (community-level) water distribution system is proposed to be still established and strategically

<sup>51</sup> Robinson, A and TEST Consultants Inc. (2003) 'Management models for small towns water supply: lessons learned from case studies in the Philippines', Manila: WPEP Final Report

<sup>52</sup> USAID (2009), Strategic Business Planning for Water Districts: Guide and Model for the Preparation of Business Plans for Water Districts, Philippine Water Revolving Fund Program, USAID

operated inside and around these communities where there is **zero-cost water tariff**, thus, water is accessible and free-of-charge to these communities. These Level II community-level water supply systems, however, is proposed to be further maintained as clean, safe and potable at all times by the Sibutu Water District.

Water supply to public institutions such as schools, clinics, and hospitals in Sibutu is also proposed to be operated and maintained by the water district and supplied to these institutions free-of-charge. Water supplied that is free-of-charge will be accounted as Non-Revenue Water (NRW) by the water district to account for this volume formally in its water management and operation.

On **Sitangkai** Island, since there are no fresh water sources and a 1,000 CMD desalination facility is established (A.1.2.1.), the following water tariff is initially recommended and proposed during the project period (Table 17).

Table 17. Proposed Water Tariff in Sitangkai with the 1,000 CMD desalination facility	
Description	Amount of water tariff (PhP)
Minimum water tariff	<ul style="list-style-type: none"> <li>PhP 20 per 20-L drinking water container;</li> </ul>
Discounted water tariff	<p>PhP 15 per 20-L drinking water container for a minimum order of 5 containers (to encourage the households to save).</p> <ul style="list-style-type: none"> <li>To have equitable water allocation during the project, the 1,000 CMD of water supply from the desalination facility is appropriated accordingly to all households of Sitangkai Island. Example: potable water supply is done at 1 piece of 20-L drinking water container per capita per day.</li> </ul>
Special water tariff program	<ul style="list-style-type: none"> <li>PhP 10 per 20-L drinking water container for public schools and hospitals, and identified facilities for marginalized and vulnerable communities;</li> <li>Free-of-charge for selected households in extremely poor communities identified by the LGU, vetted by the project and receiving financial assistance from government.</li> </ul>

The Sitangkai Water District is established as soon as the project is implemented and it manages the drinking water distribution using these 20-L drinking water containers commonly used by the local people (photos shown below), which can be sold at the designated distribution centers located in all barangays of Sitangkai.



Figure 21. Examples of 20-L drinking water containers with taps used by locals in Sitangkai and Sibutu.

#### Proposed water district financial policy and management approach

The water management board will be established right at the onset, with multi-sectoral stakeholder representatives and independent experts as members, the latter will serve as resource persons for oversight, governance, management, operations, and innovation.

The revenues collected monthly from the water tariff will be put in a trust fund account, in which the project has oversight on its management during the project period. Yearly turnover of PhP 330-360 million is expected, based on the proposed water tariff - equivalent to 6.25 million USD.

A digital financial management platform will be implemented (A.2.1.2.) to improve performance and efficiency and reduce operational costs, in which digital technologies (e.g., digital payment systems such as GCash, Paymaya) are tapped for revenue collection, billing operations, accounting and financial management, and monitoring activities.

Based on the case studies conducted around the Philippines, the following financial allocations are suggested to mainly include: Operations and Maintenance (O&M), capacity building programs, professional services, and capital and investment fund. The guideline on percentage budget allocation based on water revenues, which can be flexible to some extent, is shown in the Table 18, where any surplus should be saved for capital and investment fund.



**Table 18. Proposed structure of Water Districts' budget**

Description	Budget Allocation
1. Operations, repairs, and maintenance (materials, chemicals, energy utilities, transport, fuel, non-revenue water, others)	25-30%
2. Capacity building, educational and social programs	10-15%
3. Compensation, salaries, and service fees (management, professional, technical, publicity, security, and other services)	25-35%
4. Capital and investment fund (savings for future expansion & investments, repair and replacement of capital equipment, payment of loans used for expansion or replacement of capital equipment, others)	15-20%
<b>TOTAL</b>	<b>100%</b>

### Willingness and capacity to pay for water

For the water study, a household survey was conducted in both islands of Sibutu and Sitangkai. The concern on willingness and capacity to pay for potable and safe water supply was asked. The following results are collected.

In Sibutu Island, 81% of the household respondents agreed that establishing a modern water system in the island (example, Level III supply where water is supplied at home) is good for the people in the communities, the other 19% said that they already have sufficient water supply, so it is not necessary anymore for them.

A household survey conducted in Sibutu and Sitangkai islands assessed the willingness and capacity to pay for potable water.

In Sibutu, 81% of respondents supported establishing a modern water system (e.g., Level III supply at home), while 19% felt it was unnecessary due to their sufficient water supply. Regarding willingness to pay, 63% agreed to pay for potable water, but 35% were hesitant due to affordability concerns. Among those willing to pay, most preferred costs similar to current expenses (e.g., PhP 100/month or PhP 1-30 per container from Level II faucets).

In Sitangkai, 81% also supported a modern water system; however, 19% doubted its feasibility due to the island's lack of potable water sources. Willingness to pay was lower, with 45% agreeing to pay based on current costs (e.g., PhP 200 per 200-L drum or PhP 25-50 per 20-L container), while 55% were unwilling due to inconsistent incomes, preferring affordable potable water if it could be supplied at lower costs. On **Sitangkai Island**, 81% of respondents support establishing a potable water supply, but only **45%** are willing to pay based on current costs (**PhP 200 per 200-L drum or PhP 25-50 per 20-L container**). The remaining **55%** are unable to pay consistently due to limited incomes, preferring more affordable options.

Recent consultations in **February 2024** further verified willingness and ability to pay. In **Sibutu**, women confirmed that **PhP 100 per month** is acceptable for Level III water access, but **PhP 20 per 20-L container** (plus transport costs) is seen as expensive. In **Sitangkai**, where communities rely on imported water, respondents perceive prices of **PhP 150-200 per drum or PhP 30-50 per 20-L container** (plus transport) as costly.

Based on these insights, a proposed **equitable water tariff** will be tailored differently for each island.

To ensure that the communities will be able to pay and that the water fees will be acceptable and equitable, the water districts will undertake the following activities (during the project and after project completion):

1. Regularly (minimum once per year) assess the affordability of the water tariffs to ensure they remain within the financial reach of all households. This will include evaluation of the economic and social impacts of the fee structure to make necessary adjustments and improvements.
2. Communication strategy of the fee structure and the reasons behind it to the community to ensure transparency and acceptance. This will be done during consultation meetings with the communities and distribution of leaflets explaining the water tariff. This information will also be available online (digital financial platform).
3. Engagement with the community to gather feedback on the fee structure and address any concerns that may arise. This will include possibility of submitting a feedback on the fees through online platform for payments and during periodic consultation meetings.
4. Regular monitoring and assessment of financial status of the water districts to ensure financial viability of running the water facilities in the long-term. Strategies to minimize O&M costs while maximizing quality of water supply services will be discussed during board meetings and public consultations, which are scheduled regularly. To ensure transparency and accountability, the operational programs and financial reports of the water districts are publicized and made available for proper public perusal.

### Overall cost-effectiveness of the project

The project structure is designed to ensure economic sustainability of the intervention – Component 2. of the project focuses on building capacity of the project beneficiaries (LGUs) to properly maintain and efficiently operate the deployed infrastructure (Outputs 1.1. – 1.4.). The proposed equitable water tariff is acceptable to the communities and together with fee collection



system will ensure funds for proper O&M of the infrastructure and other relevant costs. Additional funds will be available for the water districts, to further scale up the infrastructure in the future.

**Adaptation Fund's grant funding will have a catalytic role in ensuring safe and resilient water access on both islands. The cost of establishing a reliable water supply for the islands of Sitangkai and Sibutu is estimated at less than 104 USD per inhabitant.** This includes CAPEX expenditures for infrastructure as well as capacity building and awareness raising as well as other soft activities aimed at increasing resilience, and project execution and implementation cost.

Table 19. Cost of the intervention per beneficiary

Population (direct beneficiaries)	71,562
Cost per person (investment budget - component 1)	\$98.96
Cost per person (project activities budget - components 1-4)	\$126.49
Cost per person (total grant, incl. exec. cost and impl. fee)	\$139.67

**The infrastructure proposed for deployment within this project does not require any other funding than the Adaptation Fund.**

**D. Consistency with national or sub-national strategies and policies**

**Ambisyon Natin 2040**

Ambisyon Natin 2040 envisions that all Filipinos experience a strongly rooted (Matatag), comfortable (Maginghawa), and secure life (Panatag na Buhay) by 2040. "With this vision, Filipinos are hoped to demonstrate close family ties and strong sense of community; Filipinos are free from poverty and hunger; Filipinos live long and enjoy a comfortable life; and Filipinos are protected by a clean and fair government." Ambisyon Natin 2040 aims to increase the quality of life of Filipinos. The proposed project aims to contribute to poverty reduction and increased quality of life in the two island municipalities of Sitangkai and Sibutu by increasing access to electricity and water supply services, which are basic human necessities. The proposed project also aims to increase the economic resilience of seaweeds farming communities, further contributing to poverty reduction and better quality of life, by improving the productivity seaweeds farms and quality of RDS, improving their price.

**PDP (Philippine Development Plan)**

The Philippine Development Plan 2023-2028<sup>53</sup> (PDP) serves as the country's overall blueprint in development planning for the next six years. The Plan aligns with government policies, strategies, programs, and legislative priorities consistent with the **Socioeconomic Agenda** and supports the **AmBisyon Natin 2040** vision of Filipinos enjoying rooted, comfortable, and secure lives. A key priority is promoting the **green and blue economy** to enhance livelihood and employment opportunities while improving environmental and social well-being. The **PDP** emphasizes modernizing agriculture and agribusiness to boost productivity, move products up the value chain, diversify, and ensure food security, alongside improving health through initiatives targeting schools, communities, workplaces, and lifestyles. It also prioritizes establishing livable communities through upgraded human settlements and effective food production and supply management. The proposed project aligns with the **PDP strategic framework** by enhancing access to resilient water and sanitation infrastructure, strengthening the economic resilience of seaweed farming communities, and building climate awareness and adaptive capacity in local governments and communities.

It implements the following specific objectives of the PDP:

- Improve access to food, health, education, safe drinking water, basic sanitation, social services, social protection, and quality jobs;
- Build disaster preparedness and resilience of communities;
- Ensure availability of utilities.

**NDC (Nationally Determined Contributions)**

Through the NDC<sup>54</sup>, the Philippines commits to a projected GHG emissions reduction and avoidance of 75%, of which 2.71% is unconditional and 72.29% is conditional, representing the country's ambition for GHG mitigation for the period 2020 to 2030 for the sectors of agriculture, wastes, industry, transport, and energy.

The proposed project supports the country's NDC targets by utilizing clean and efficient renewable energy technologies to

<sup>53</sup> <https://pdp.neda.gov.ph/philippine-development-plan-2023-2028/>

<sup>54</sup> REPUBLIC OF THE PHILIPPINES Nationally Determined Contribution Communicated to the UNFCCC on 15 April 2021  
<https://www4.unfccc.int/sites/ndcstaging/PublishedDocuments/Philippines%20First/Philippines%20-%20NDC.pdf>

power water supply systems, contributing to climate mitigation. It addresses the poor adaptive capacity of Tawi-Tawi Province through its capacity-building and awareness components, aligning with the NDC's emphasis on enhancing resilience. Additionally, the project reflects the NDC's focus on bilateral, regional, and multilateral cooperation by continuing the collaboration between MINDA, UNIDO, and other partners, building on efforts to improve electricity access in the island municipalities using renewable energy. By upholding the NCCAP, PDP, and PEP, the project aligns with national frameworks and sustainable development goals. **National Framework Strategy on Climate Change (NFSCC)/NCCAP (National Climate Change Action Plan)/NAP (National Adaptation Plan)**

**The National Adaptation Plan (NAP) of the Philippines**, submitted to the UNFCCC in May 2024, is the country's strategic framework for climate adaptation, focusing on key sectors like water, agriculture, coastal protection, health, and disaster risk reduction. The NAP prioritizes science-based planning, capacity building, and mainstreaming adaptation into national and local development plans. It emphasizes inclusive, community-based approaches, institutional coordination, and investments to support vulnerable populations, including indigenous communities and small-scale farmers. By aligning with global climate goals, the NAP aims to build long-term resilience to climate-related risks.

The **National Framework Strategy on Climate Change (NFSCC)**, established under the Climate Change Act (RA 9729) in 2009, aims to build community adaptive capacity, enhance ecosystem resilience, and optimize mitigation opportunities for sustainable development, envisioning a climate risk-resilient Philippines with thriving communities and ecosystems. It serves as the foundation for local and national climate change action plans, emphasizing adaptation as the anchor strategy and mitigation as a complementary function. The **National Climate Change Action Plan (NCCAP)**, aligned with the NFSCC, outlines a long-term agenda from 2011 to 2028 across three 6-year phases, focusing on food security, water sufficiency, ecological stability, sustainable energy, and capacity development, while addressing the differential impacts on vulnerable groups such as women, children, and marginalized populations. The proposed project directly supports the NCCAP's strategic priorities by enhancing water and energy infrastructure, increasing climate awareness and adaptive capacity of LGUs and communities in Tawi-Tawi, and mainstreaming adaptation through climate-proofing energy systems and infrastructures to withstand extreme weather events. **NDRRMP (National Disaster Risk Reduction and Management Plan)**

The proposed project contributes to the overarching goal of the NDRRMP of a "safe, adaptive, and disaster-resilient Filipino communities towards sustainable development" by building resilient electricity and water supply infrastructures, increasing knowledge and skills, and reducing vulnerabilities of seaweeds farming communities by increasing their economic resilience. The project directly upholds one of the key results areas of the NDRRMP, which is Disaster Risk Reduction. The infrastructure investments in the project represents a key strategic action under the NDRRMP, which is Investing for Resilience, as well as contribute directly to one expected outcome, which is Increased structural integrity of critical infrastructure (besides housing and building). On the other hand, the capacity building component of the project, including activities to increase awareness of all stakeholders and target beneficiaries and capacity of local governments, represent two other strategic actions under the Plan, which are Understanding Risk and Strengthening Risk Governance, as well as contribute to these expected outcomes of the Plan: Enhanced risk awareness and risk-informed decisions and actions of governments and communities; and Increased institutional capacities of local DRRM offices.

The NDRRMP includes recommendations on comprehensive actions that should be taken at the local levels to increase resilience and adaptive capacity of communities. These actions should be considered in the final design of the activities in the proposed project.

#### **Philippine Action Plan for Sustainable Consumption and Production (PAP4SCP)**

The PAP4SCP aims that natural resources are efficiently used and equitably allocated, and in this regard, innovation and investment in green technologies and systems increased. The proposed project will build water supply systems that will be powered largely by solar PV. The proposed repair and rehabilitation of existing water supply infrastructures and construction of desalination plants, also powered by the solar PV mini-grid, will contribute to the equitable allocation of water resources in the two island municipalities.

#### **PWSSR (Philippine Water Supply Sector Roadmap)**

The **Philippine Water Supply Sector Roadmap (PWSSR)** set ambitious targets for improving water access, including achieving more than 50% coverage in waterless municipalities by 2010, meeting the **MDG target** of halving the population without access to safe drinking water and sanitation by 2015, and attaining **universal access** and sustained utility operations by 2025, with all water service providers regulated. The Roadmap emphasizes timely provision of adequate water supply facilities, targeting **Level II and Level III systems** in underserved areas, and highlights the responsibility of **LGUs** under the Local Government Code of 1991 for delivering basic services like water and sanitation, with support from other agencies to enhance their capacity. The **Philippine Water Supply and Sanitation Master Plan (PWSSMP)** (2019-2030) builds on this by identifying eight reform areas: establishing effective WSS institutions, strengthening regulations, balancing supply and demand, building climate resiliency, improving service delivery, enabling financing, managing data, and fostering research and development. **PEP (Philippine Energy Plan)**

For the long-term (2017-2040), the DOE will be guided by the eight Energy Sector Strategic Directions. It focuses on securing reliable energy supply, expanding electricity access to all consumers, protecting consumer welfare, and ensuring high level of

consumer satisfaction. In addition, Strategic Direction 3 "Promote Low Carbon Future" refers to energy efficiency and renewable energy. The proposed project contributes directly to the renewable energy, energy efficiency and conservation, and energy resiliency policy and programs of the government through the PEP.

#### **National Renewable Energy Program (NREP) 2020-2040**

The NREP 2020-2040 aims to contribute to consumer empowerment by increasing the adoption and application of renewable energy in rural areas not only to increase access to electricity but also to exploit its applications in delivering basic social and economic services particularly in the agriculture, fisheries, health, and education sectors. The proposed desalination plants and retrofitted or rehabilitated communal water systems will be powered by the hybrid RE mini-grids to the extent that these could be connected to the mini-grid. Otherwise, these water supply systems will be powered by decentralized or stand-alone solar PV systems.

#### **Energy Efficiency and Conservation Program**

The project will also rehabilitate the communal water supply systems so that they conform to energy efficiency standards (for example, using high efficiency motors for its water pumps and the premises are well lighted using more efficient lighting systems). Needless to say, the desalination plants will be installed using energy-efficient electrical and mechanical systems that conform to the national electrical safety code (Philippine Electrical Code).

#### **Energy Resiliency Policy and Program**

In response to Philippine Disaster Risk Reduction and Management Act of 2010 (RA 10121), the DOE issued DC 2018-01-0001 Adoption of Energy Resiliency in the Planning and Programming of the Energy Sector to Mitigate Potential Impacts of Disasters on 17 January 2018 to guide its Energy Resiliency Policy (ERP). The ERP's guiding principles are a) strengthen existing energy infrastructure; b) implement the build back better principle in terms of reconstruction and rehabilitations of damaged infrastructure; c) improve existing operational, maintenance and practices to ensure continuous operations and energy supply; and d) develop resiliency standards that will be used as basis in future construction of energy facilities.

On top of upgrading the capacity of the hybrid RE mini-grids in the two islands, which are nearing completion at this writing, the proposed project seeks to further "harden" the existing power supply infrastructures to make it more resilient to climate risks and ensure supply of clean energy to the water supply systems even in times of extreme weathers.

#### **National Greening Program (NGP)**

This is the country's most ambitious reforestation program to date as it seeks to plant 1.5 billion trees in 1.5 million hectares from 2011 up to 2016, which was extended to 2028 (Presidential Executive Order (EO) 26, 2011 and EO 193, 2015). This is designed to achieve more – beyond reforestation, such as for poverty reduction, food security, environmental stability, biodiversity conservation, and climate change mitigation and adaptation. Among the areas included for development are open, degraded, and denuded forest lands, protected areas and mangroves, ancestral domains, areas under the greening plans of the local government units (as indicated in their Comprehensive Land Use Plans, CLUPs) and other suitable areas. The LGUs are mandated to implement the program in their respective jurisdictions.

### **E. Relevant national technical standards and environmental standards**

The project activities will adhere to all relevant national technical standards in the field of infrastructure and services, applicable to:

- civil works and construction materials,
- drinking water quality,
- sanitation,
- waste management,
- photovoltaics and electric equipment,
- good aquaculture and raw dried seaweeds.

**Compliance with national standards and regulations will be required from all contractors through the provision of relevant clauses in contract agreements.** Main applicable standards and regulations include:

- The National Building Code (P.D. 1096) apply to the design, location, siting, construction, alteration, repair, conversion, use, occupancy, maintenance, moving, demolition of, and addition to public and private buildings and structures, except traditional indigenous family dwellings. Therefore, all structures built within the project will need to comply with the Code. All construction materials and equipment will comply with existing relevant standards<sup>55</sup>.
- Philippine National Standard for Drinking Water of 2017: includes technical standards for the quality of drinking water, water sampling and examination, and other mode of distribution of drinking water. These standards apply and shall

<sup>55</sup> E.g. the Government Procurement Policy Board (GPPB) provides relevant guidance on applicable standards: <https://www.gppb.gov.ph/laws/laws/CPESGuidelines2011/Annex12.pdf>

be complied with by bulk water suppliers, among other drinking water service providers.

- Presidential Decree (PD) 856 of 1976: Sanitation Code of the Philippines. As amended and modified by the Philippine Clean Water Act (RA 9275), this covers the national sanitation management program, whereby LGUs shared the responsibility of ensuring the implementation and enforcement of the domestic water, sanitation, and hygiene (WASH) programs in their respective jurisdictions.
- Republic Act 9003 of 2000: Ecological Solid Waste Management Act. This is an Act providing for an ecological solid waste management program, which set the guidelines and targets for solid waste avoidance and volume reduction through source reduction and waste minimization measures, including composting, recycling, reuse, recovery, and others, before collection, treatment, and disposal in appropriate and environmentally-sound solid waste management facilities in accordance with ecologically sustainable development principles. Further, it mandates the LGUs to be primarily responsible for the implementation and enforcement of holistic solid waste management and the rest of the relevant provisions of the Act within their respective jurisdictions. The project
- Toxic Substances and Hazardous Waste Management Act (RA 6969), is delineating the guidelines and regulations covering subject matter. LGUs have shared responsibility in implementing and enforcing this regulation within their jurisdictions.
- Philippine National Standard on the Code for Good Aquaculture Practices for Seaweed (PNS/BAFS 208:2021)<sup>56</sup> covers practices that aim to prevent or minimize the risk associated with the production and harvesting of seaweed in brackish and marine waters either in land-based or sea-based facilities including the gathering of those washed-ashore and wild stock. This Code covers the aspects of production and harvesting, and addressing food safety and quality, plant health, environmental integrity and socio-economic welfare. This Code applies to production areas where seaweeds are farmed and harvested.
- Philippine National Standard (PNS) for Dried Raw Seaweed (PNS/BAFS 85:2021)<sup>57</sup> prescribes quality specifications and safety requirements of dried raw seaweed of the class Rhodophyceae (red seaweed) such as but not limited to *Kappaphycus spp.* And *Eucheuma spp.*

The project follows the relevant laws and regulations for the environmental assessment and requirements:

- Environmental Impact Assessment Law (PD 1586)
- Ecological Solid Waste Management Act (RA 9003)
- Toxic Substances and Hazardous Waste Management Act (RA 6969)
- Environmental Awareness and Education Act of 2009 (RA 9512)
- Clean Air Act of 1999 (RA 8749).

The project complies with the Environmental and Social Policy (ESP) of the Adaptation Fund - Environmental and Social Impact assessment has been done for the project and project implementation will strictly follow the ESMP. Detailed information has been provided in the Annex A. Environmental and Social Impact Assessment Study.

**Detailed requirements which will be met by the project:**

The most relevant policy that cover the mandatory minimum requirement for drinking water is governed by the Philippine National Standards for Drinking Water (PNSDW Administrative Order No. 2017-0010), which is the latest version issued by the Department of Health. For other relevant policies and laws, these are listed in Table 2.1 of the ESIA study (Annex A). Most important requirements which will be met by the project:

- 1) Obtaining Environmental Compliance Certificate (ECC) from the Department of Environment and Natural Resources (DENR) or its equivalent in BARMM, the Ministry of Environment, Natural Resources, and Energy (MENRE), prior to the construction of the desalination facility in Sitangkai Island and the installation of water supply and distribution systems in both islands. The ECC can be procured by submission of the Environmental Impact Assessment (EIA) study of the project, which is the reformatted or shortened version of the ESIA study and compliance of other government documents based on the Philippine Environmental Impact Statement System (PEISS) guidelines. Projects generating insignificant and manageable impacts can secure the Certificate of Non-Coverage (CNC) from DENR/BARMM-MENRE. This requirement will be met by UNIDO for Component 1 of the project).
- 2) Establishment of the water district requires permits from various relevant government agencies such as the local government unit or municipality, the Local Water Utilities Administration (LWUA), and the National Water Resources Board (NWRB) for securing permits to manage and run the business as well as for the water rights. This requirement will be met by the project partners (LGUs) with the support from the PMU under Component 2, while establishing the water districts.

<sup>56</sup> [https://bafs.da.gov.ph/bafs\\_admin/admin\\_page/pns\\_file/2021-10-19-PNS%20BAFS%20208-2021%20Seaweeds%20-%20Code%20of%20Good%20Aquaculture%20Practices%20\(GAqP\).pdf](https://bafs.da.gov.ph/bafs_admin/admin_page/pns_file/2021-10-19-PNS%20BAFS%20208-2021%20Seaweeds%20-%20Code%20of%20Good%20Aquaculture%20Practices%20(GAqP).pdf)

<sup>57</sup> [https://bafs.da.gov.ph/bafs\\_admin/admin\\_page/pns\\_file/PNSBAFS-85-2021-Raw-Dried-Seaweed.pdf](https://bafs.da.gov.ph/bafs_admin/admin_page/pns_file/PNSBAFS-85-2021-Raw-Dried-Seaweed.pdf)

- 3) Regular water sampling and analysis is mandatory as part of the monitoring activities of the water service provider or water district. This requirement will be met by the established water districts (Component 2).

## F. Duplication with other funding sources

There is no identified duplication of the project with other funding sources. The following activities in the project area have been identified, with a scope relevant to the proposed project.

### 1. The Mindanao Water Supply Program of MinDA (MinDA Water) and BARMM water project

The MinDA program aims to:

- 1) Increase access to water supply for drinking and for irrigation;
- 2) Increase access to sanitation and hygiene facilities to reduce water-related diseases;
- 3) Improve productivity of farmers in the geographically isolated and disadvantaged areas,
- 4) Enhance capacities of LGUs or its LGU-run Water Utilities, Potable Water Service Providers and Irrigation Service Providers in the operations and management to ensure sustainability.

The program has 3 components: Infrastructure Development, Technical Assistance and Capacity building, and Governance Reform and Institutional Development. MinDA partners with DILG and DBP for the implementation of the program, with DBP providing the financing for the infrastructure component.

The Ministry of the Interior and Local Government (MILG) installed in the island provinces of Sulu and Tawi-Tawi ten (10) small desalination facilities, to address the scarcity of potable water in the area in the municipalities of Pangutaran, Pata, Hadji Panglima Tahil, and Pandami. These facilities have been very well received by local communities. This intervention focuses only on installation of small RO plants with limited capacity and operation time (to 10 hours per day), without any water distribution system and supporting activities. Sibutu and Sitangkai islands have not been included in the program.

### 2. RETS project

MINDA and UNIDO, together with Tawi-Tawi Electric Cooperative, Inc (TAWELCO), local governments and BARMM government have implemented the Renewable Energy Technology to Increase Value Added of Seaweeds in Tawi-Tawi (RETS) project in Tawi-Tawi with co-funding from the European Union's Access to Sustainable Energy Programme (EU-ASEP) and the support of the Department of Energy (DOE) and the National Electrification Administration (NEA).

The project area covers the municipalities of Sitangkai (Barangay Tongmageng) and Sibutu (Barangay Taungoh) in Tawi-Tawi<sup>58</sup>, part of BARMM. The RETS project aimed to increase and extend the availability of electricity service in these island municipalities that are home to about 15,000 seaweed farmers, through the renewable energy hybridization of the island grids in the municipalities of Sitangkai and Sibutu.

The RETS project had the following Outputs:

- Output 1. RE-hybrid systems are implemented in Sitangkai and Sibutu; Feasible decentralized RE systems for the seaweed value chain are developed in Panglima Sugala and Tandubas.
- Output 2. Appropriate water supply systems are assessed and designed integral to the RE hybrid systems.
- Output 3. The plans, programs, and projects of BFAR to increase production of higher quality raw dried seaweeds (RDS) are facilitated.
- Output 4. The plans, programs, and projects of the local government units (LGUs) to improve the delivery of economic and community social and welfare services are facilitated.

The results of the RETS project include provision of energy access to 5,000 households, extend operation of energy infrastructure to 24 hours as well as the development of feasibility study for water supply systems. The project has also conducted a value chain analysis of seaweeds in Tawi-Tawi, including other applications of renewable energy technologies and deployed floating solar dryer in Sitangkai and Sibutu in cooperation with DOST through MSU-TCTO, one of the RETS project partners. The following outputs of the RETS project constitute a baseline for the proposed adaptation project:

Table 20. Linkages of the RETS project with the proposed adaptation project

RETS project output	Status of the activity	Relevance for the Adaptation project
---------------------	------------------------	--------------------------------------

<sup>58</sup> Also Panglima Sugala and Tandubas in Tawi-Tawi are targeted areas of the RETS project

RE-hybrid systems are implemented in Sitangkai and Sibutu	Deployed 1004 kWp PV + 640 kW diesel gen-set + 824 kWh Li-ion storage in Sitangkai and 648 kWp PV + 480 kW diesel gen-set + 612 kWh Li-ion storage in Sibutu. Planned operation start in 2023.	The deployed electricity generation sources will be upgraded and utilised as a primary source of energy for the deployed and upgraded water infrastructure. The desalination plant will provide a baseload for the upgraded RETS-deployed infrastructure, additional 1MWp capacity will be added to the existing site.
Appropriate water supply systems are assessed and designed integral to the RE hybrid systems	The water feasibility study was developed by local consultants in June 2022.	The feasibility study provided crucial input to the adaptation project – the findings of the study informed the design of the system to be funded by the Adaptation Fund.



Figure 22. Photovoltaic plants and diesel generators deployed by the RETS project in Sibutu and Sitangkai, as of October 2021.  
Source: The RETS project

Through improved access to energy services, the RETS project also contributes towards increasing the production of raw dried seaweeds, as electricity is utilized for powering of equipment for processing. This furthermore supports the increase in income and employment generation potential through the availability of electricity services and use of renewable energy technologies. The proposed adaptation project will build on that and complement this activity through the improved availability of fresh water.

The RETS project has finished implementation in April 2023 and constitutes a baseline for the proposed project.

### 3. The I-PURE Project<sup>59</sup>

The Integration of Productive Uses of Renewable Energy for Inclusive and Sustainable Energization in Mindanao or I-PURE Mindanao Project is a cooperation between the National Electrification Administration (NEA) and the Mindanao Development Authority (MinDA) with a Euro 4.5 million funding from the European Union - Supported Access to Sustainable Energy Programme (EU-ASEP).

The overall objective of the I-PURE Project is to bring about inclusive and sustainable social and economic development to the sites through improved livelihood activities and sustainable access to energy through renewable energy solutions. Aligned to this objective, the central precept to the selection of the activities and sites for the project is the shift from the traditional practices of deploying renewable energy technologies for stand-alone household energy applications (lighting, radio, others) to a solution that combines renewable energy solutions for livelihood activities and household energization.

The I-PURE Mindanao Project is being implemented in the franchise areas of South Cotabato II Electric Cooperative, Inc., Sultan Kudarat Electric Cooperative, Inc., Tawi-Tawi Electric Cooperative, Inc. (TAWELCO), and Cotelco, Inc.. and in the municipalities of Sitangkai Tawi-Tawi, Sibutu Tawi-Tawi, Arakan N.Cotabato, Kidapawan N.Cotabato, Tulunan N.Cotabato, Bagumbayan Sultan Kudarat, Kalamansig Sultan Kudarat, Ninoy Aquino Sultan Kudarat, Lebak Sultan Kudarat, Glan Sarangani, and Picong Lanao del Sur.

In Sibutu and Sitangkai, the project is deploying 12 units of the dome-type solar-assisted seaweed dryers.

### 4. SeaRDeC

The Department of Science and Technology funds the Seaweed Research and Development Center (SeaRDeC) program to support the seaweed industry in the Bangsamoro Autonomous Region in Muslim Mindanao (BARMM). This program, running from February 2020 to February 2023, includes three projects: optimizing laboratory and nursery culture technologies, molecular characterization and production of high-quality cultivars, and improving post-harvest handling of *Kappaphycus* spp. and *Eucheuma denticulatum*.

<sup>59</sup> <https://www.facebook.com/IPureMindanao/>



Its goals are to enhance the seaweed value chain in Tawi-Tawi, establish a sustainable and commercially viable seaweed industry, improve the quality of life for farmers, and ensure raw dried seaweed meets national standards. Targets include a 15% production increase in Tawi-Tawi and a 20% income boost for farmers by 2023.

The program focuses on optimizing seedling culture technologies, developing climate-resilient and fast-growing strains, genetically assessing and screening high-quality seedstocks, and setting up seaweed nurseries in Bongao, Panglima Sugala, Sitangkai, and Sibutu, which require power and water. It also aims to improve post-harvest practices and train 50 farmers on seaweed health and management in six municipalities while distributing 5 tons of high-quality Kappaphycus cultivars resistant to ice-ice disease and high in carrageenan yield and quality.

#### 5. Blue Horizon: Ocean Relief through Seaweed Aquaculture

The GEF-funded, regional project (covering Viet Nam and the Philippines) aims to enhance environmental, social, and economic benefits by developing sustainable seaweed value chains. This project will be delivered through 4 key components.

- Component 1: Regional approach and capacity for seaweed value chains in SE Asia, the project will develop plans, tools, and trainings to build capacity and provide support to a regional enabling environment for seaweed aquaculture.
- Component 2 supports the enabling environment for seaweed aquaculture at the national level – in the Philippines and Viet Nam. This will include mapping to ensure proper siting of sustainable seaweed farms, national level planning, and regulatory frameworks.
- Component 3 targets the barriers faced in Seaweed Value Chains (production + processing + marketing). The project will work with farmers and cooperatives to pilot seaweed farms in novel and innovative areas (including offshore seaweed farms), which will serve as proof-of-concept for seaweed production. The project will integrate standards for safe seaweed production into these seaweed farms. The project will also support new processing initiatives to increase the value of raw seaweed for local farmers.
- Component 4: Knowledge Management, M&E, and IW Learn, the project will undertake knowledge sharing, communications, and monitoring and evaluation. As an international Waters project, the project activities will be monitored and communicated through multiple channels, including through IW:LEARN.

The project sites in the Philippines are in Palawan Province and in Zamboanga Peninsula in South-western Philippines. The project has been endorsed by the GEF in 2022 and will run for 4 years.

Table 21. Summary of synergies and duplications with other projects

Project/programme	Synergies	Duplications
Mindanao Water Supply Program of MinDA (MinDA Water) / BARMM Water project – implemented by MinDA and BARMM government with national funds	Demonstration of viability of small-scale desalination in water supply of the islands and productive use of water supply to increase economic and social security of the islands.  Lessons learned from the project will be shared through the BARMM agencies involvement in the project (potential engagement of BARMM as an executing entity).	Currently the program does not include any activities in the project area due to shortages in government funding.
Renewable Energy Technology to Increase Value-Added of Seaweeds in Tawi-Tawi (RETS) – implemented by UNIDO and MinDA, funded by the European Union	The infrastructure deployed by the RETS project will be partially utilized for powering the water supply infrastructure of the adaptation project. Water feasibility study provides a baseline for the proposed AF project. The project builds on experiences of successful implementation of the RETS project.	Duplications have been avoided at the concept design stage.
Integration of Productive Uses of Renewable Energy for Inclusive and Sustainable Energization in Mindanao or (I-PURE) – implemented by MinDA, funded by the European Union	Project's capacity building activities will include assets and knowledge products developed by the I-PURE project. MinDA, as executing partner, will ensure lessons learned through I-PURE are used for the execution of the adaptation project.	I-PURE project focuses on productive use of electricity in the communities. There is no duplication.
Establishment of the Seaweed Research and Establishment of Seaweed Research and Development Center (SeARDeC) –	The project will integrate knowledge products developed by seaweed research and development center in MSU-TCTO into capacity building activities.	No duplications identified as SeARDeC project is targeting seaweed production techniques, knowledge and trainings.

Project/programme	Synergies	Duplications
<i>implemented by MSU-TCTO with national funds</i>	Also, cooperation with seaweed nurseries developed by the SeaRDeC project may be established.	
Blue Horizon: Ocean Relief through Seaweed Aquaculture	<p>This project will build on the Blue Horizon experience in supporting seaweed farming in the Philippines, capitalizing on the results of implementation of Enabling Environment for Seaweed Aquaculture in Philippines and Seaweed Value Chains activities.</p> <p>Plans, tools, and trainings for seaweed aquaculture developed under the Blue Horizon project, specifically "Regional Guide for Seaweed Aquaculture" will be utilized as inputs for the capacity building activities aimed at seaweed communities under the Component 3.</p> <p>The Blue Horizon knowledge products will be used for the project. Knowledge exchange and experience sharing events will be organized and the AF-funded project will also feed relevant knowledge products into the Blue Horizon knowledge platform (incl. IW:LEARN).</p>	<p>There are no identified duplications. The Blue Horizon project focuses specifically on seaweed value chain and enabling environment for seaweed farming, while the AF project focuses on improving seaweed farmer practices to increase their resilience to climate change.</p> <p>The AF project will utilize to the extent possible resources developed by the Blue Horizon project to avoid duplication.</p> <p>The AF project area does not overlap with the Blue Horizon project, but the proximity of sites (Zamboanga Peninsula) will streamline knowledge transfer.</p>

## G. Learning and knowledge management

The project includes small-scale, modular desalination, supported with combined water distribution system, and pilot rainwater harvesting and sanitation facilities. These investment activities will be backed by comprehensive capacity building activities designed to enhance intervention sustainability. Proposed approach is a comprehensive solution to the problem of resilient water access which many small islands in the Philippines and the region are facing.

This project seeks to test the effectiveness of the proposed technology in a specific island setting, addressing the outlined climate change challenges. Project results are vitally important for further roll-out to other sites in the region and the country. It is therefore critical that the process is fully documented, to provide guidelines and instructions for further implementation and scaling up in the Philippines.

Project's knowledge management is captured under Component 3, where specific activities are foreseen to capture and disseminate knowledge. The approach is based on UNIDO'S operating modality of sharing experiences across its interventions worldwide, through many high-quality publications, organization of events, webinars, and more. The establishment of and/or support to regional expert centers is one of the key elements to secure technology transfer, strengthen regional and global exchange and for locally building human capital and institutions. Examples are UNIDO's support for National Cleaner Production Centers, Small Hydropower Development (China), various Centers for Renewable Energy and Energy Efficiency, and others.

In the proposed project, a set of knowledge management activities is envisaged with the objective to define a solid exit strategy, facilitate the flow of information and knowledge to national and international stakeholders and beneficiaries, as well as to recollect experiences from the Philippines during and after the project. These will be key for scaling up activities for the project.

### Project's knowledge management approach

In the inception phase, the project will develop a Knowledge Management Plan in line with the requirements of Knowledge Management of the Adaptation Fund (A.4.1.1.). It will be the basis for gathering and distributing all data, information and lessons learnt generated during the implementation of the project. The strategy will be based on the principles of synergy, transparency, participation and inclusion, flexibility, relevance and cost-effectiveness, as outlined in the Project-level Results Framework and Baseline Guidance of the Adaptation Fund<sup>60</sup>.

As a first step, the strategy will foresee a local, regional and international stocktaking of available and relevant information, paying particular attention to the networks of the stakeholders involved (this will specifically focus on exploring synergies with the Blue Horizon project). The strategy will also include the development of a knowledge management system and a website and associated platform with information accessible by the public including direct project stakeholders. Relevant knowledge products will be shared with the GEF IW:LEARN platform (<https://www.iwlearn.net/>).

The planned dissemination activities include study tours, site visits, media releases and publications planned. Additionally training modules will be developed and made available to all interested parties in the country.

Moreover, all knowledge management activities will be gender responsive and try to accelerate learning on the

<sup>60</sup> <https://www.adaptation-fund.org/wp-content/uploads/2015/01/Results%20Framework%20and%20Baseline%20Guidance%20final%20compressed.pdf>



implementation of gender-responsive adaptation actions and to contribute to addressing existing knowledge, data and institutional capacity gaps.

#### Contribution of the project to AF MTS

The project will contribute to AF's Medium-Term Strategy Strategic Pillar 3: Learning and Sharing (Table 22).

Table 22. Contribution of the project to Adaptation Fund's Medium-Term Strategy

Expected Results (AF MTS)	Project's contribution
Knowledge generation and dissemination of learning on effective and innovative local adaptation increased and expanded	<ul style="list-style-type: none"> <li>- Project website, with all digital knowledge products available online</li> <li>- Technical reports documenting technology solutions implemented, with key information presented in local languages.</li> <li>- Local indigenous knowledge captured and used for the design of rainwater harvesting systems.</li> <li>- Practices and technical solutions specific to upgrading seaweed farming processes and tackling climate-related diseases like ice-ice</li> <li>- Case studies developed, including videos in local languages – case studies will capture efficiency of the implemented adaptation solutions.</li> <li>- Study tours, knowledge exchange events organized in the region (BARMM) and in the Philippines (MIMAROPA region)</li> <li>- Training modules (digital and hardcopies) made available in local languages, free of charge.</li> <li>- Presentation of project experiences on regional, national, and international knowledge exchange events (water conferences, adaptation events, as sidelines on COPs)</li> <li>- Contribution to the GEF IW:LEARN platform.</li> </ul>
Capacity to capture and disseminate learning strengthened	<ul style="list-style-type: none"> <li>- Local stakeholders trained (learning-by-doing) in capturing local indigenous knowledge and project experiences.</li> <li>- Knowledge captured will be used by MinDA for regional adaptation planning and shared as inputs to national adaptation planning processes.</li> <li>- Water districts' staff will be trained to document their knowledge of the water system operations and share it in relevant forums (through the Philippine's Local Water Utilities Administration)</li> <li>- Captured knowledge will be used to update Local Climate Change Action Plans.</li> </ul>
Knowledge partnerships expanded and outreach increased	<ul style="list-style-type: none"> <li>- Partnerships with local stakeholders established for scaling up of the project – including government, academia and NGOs</li> <li>- Knowledge products will be made available through UNIDO's Global Network of Regional Sustainable Energy Centers (GN-SEC)<sup>61</sup></li> <li>- Partnership with the GEF-funded Blue Horizon: Ocean Relief through Seaweed Aquaculture project and IW:LEARN platform</li> </ul>

Project's knowledge management is vital for scaling up of the project outcomes and the development of similar projects in the Philippines and in the region, where similar challenges exist. Therefore, it is critically important to document the following lessons learned:

- Challenges in deployment of infrastructure in remote island locations,
- Performance of desalination, coupled with renewable energy, maintenance challenges,
- Community perception of the delivered water and coastal-zone management solutions,
- Water distribution system efficiency in addressing community needs,
- Organizational and operational experiences from setting up and running water districts in small islands,
- Efficiency and acceptance of community rainwater harvesting, and sanitation systems implemented by the project,
- Efficiency of coastal-zone management solutions implemented by the project,
- Performance and perception of strategies and practices to adapt seaweed farming to climate change,
- Experiences and perception of economic diversification approaches implemented,
- Experiences in working with the most vulnerable and marginalized communities, addressing their needs,
- Experiences in working with women and youth, changes in their perception and roles, documenting benefits from the project intervention.

#### H. Consultative process

The design of the project is a result of broad consultations with stakeholders at various levels done during:

- a) the implementation of the RETS project, for a water feasibility study (2020 – 2021),
- b) the process of project concept development (2021),

<sup>61</sup> <https://www.gn-sec.net/>

- c) the process of project proposal and Environmental and Social Impact Assessment development (2022 – 2023),
- d) the revision of the project proposal – specific gender consultation (2024).

The consultative process was supported by the RETS project with some activities done jointly (e.g. consultations for the project done during the RETS project steering committee meetings).

Local communities have been engaged directly in the field water survey conducted by the RETS project in 2019/2020, which covered 11 BLGUs (Barangay Local Government Unit - basic settlement units – villages). Leaders of those communities were surveyed in the field in the context of their current water supply status, their needs, and expectations. These results were used in the design of the concept – as the main need for sustainable water supply in the islands has been identified as a main concern of the communities. The RETS project did not address those issues. Based on the results of the survey, the water feasibility study has been conducted (finalized in June 2022), which provided key inputs into the project design.

During the following project concept preparation stage local government units – leaders of the communities (both women and men) have been consulted, these include 2 LGUs: Sibutu and Sitangkai. Also, the following consultations were conducted (due to restrictions on travel all meetings were either in online format or through phone when internet connection was not satisfactory).

Further, specific focused gender consultations were done in February 2024, to ensure that women perspectives are captured and reflected in the project design.

Table 23. List of stakeholder consultations for the preparation of the project concept.

Date	Scope and outcome of consultation	Stakeholders consulted
2019/2020	Field survey of water supply in Sitangkai and Sibutu (within the RETS project). 7 barangays inspected in Sibutu and 4 in Sitangkai (covering ca. 50% of the local population). <u>Outcome:</u> it has been found that most systems have no treatment facility, there are limited numbers of communal faucets, supply of water is intermittent, and some wells are not working due to inadequate funds for operation and maintenance. Improvement of water system has been indicated as main issue.	Local communities and community representatives at Barangays: Tongmageng, Tonggusong, North Larap, South Larap, Mokhtar Sulayman, Tongsibalo, Ligayan, Sheik Makdum, Taungoh, Tongehat, Ungus-Ungus
8/06/2021	Presentation of the project idea note based on the needs identified during the implementation of the RETS project, discussion on the possible cooperation. <u>Outcome:</u> Based on the analysis of the current water supply infrastructure and its impact on resilience and livelihoods a decision was formed to prepare project concept for AF funding.	Mindanao Development Authority
17/07/2021	Follow-up consultation on the project concept – detailed discussion on the project rationale and scope. <u>Outcome:</u> further refinement of the project concept scope based on MinDA's development projects experience in Tawi-Tawi	Mindanao Development Authority
17/07/2021	Discussion of the project relevance to the selected project area based on MSU experience in the proposed project area <u>Outcome:</u> gender issues in seaweed farming raised and discussed; discussion on MSU project (SeaRDeC) and possible synergies/duplications; further refinement of the project concept scope	Mindanao State University Tawi-Tawi College of Technology and Oceanography
30/07/2021	Discussion of the project idea – initial endorsement for the project idea. Guidance for further project development from the CCC. <u>Outcome:</u> suggestions to the project concept scope and initial endorsement (confirmed adaptation needs in the area)	Climate Change Commission of the Philippines

Date	Scope and outcome of consultation	Stakeholders consulted
25/08/2021	<p>1<sup>st</sup> Technical Working Group (TWG) meeting:</p> <ul style="list-style-type: none"> <li>- Setting up the TWG,</li> <li>- Presentation of the project idea and Adaptation Fund requirements,</li> <li>- Discussion on the project concept (see Annex I for detailed notes)</li> </ul> <p><u>Outcome:</u> identification of critical issues in the area in water supply, climate impacts and main social and economic sustainability issues; suggestions to the project concept scope and initial endorsement by TWG (please refer to detailed minutes in the annex)</p>	<p>Mindanao Development Authority, Department of Energy (DOE), Department of Environment and Natural Resources (DENR), Climate Change Commission (CCC), Department of Science and Technology (DOST), PLGU of Tawi-Tawi, Mindanao State University Tawi-Tawi, Ministry of Agriculture, Fisheries and Agrarian Reform – BARMM, Ministry of Environment, Natural Resources and Energy – BARMM, UNIDO (see Annex I for detailed list of participants)</p>
3/09/2021	<p>Discussion on water supply situation in Sibutu</p> <p><u>Outcome:</u> confirmation of the existing needs in water supply, related gender issues and climate impacts in the area, expressed support to the proposed project concept</p>	Sibutu Local Government Unit
1/10/2021	<p>2<sup>nd</sup> TWG meeting:</p> <ul style="list-style-type: none"> <li>- presentation of the project concept for the Adaptation Fund</li> <li>- discussion on the project concept (see Annex I for detailed notes)</li> </ul> <p><u>Outcome:</u> further suggestions to the project concept scope and endorsement by TWG (please refer to detailed minutes in the annex)</p>	<p>CCC, DENR, DOE, DOST, MSU-TCTO, BARMM – MAFAR, BARMM – MOST, BARMM – MENRE, PLGU of Tawi-Tawi, MinDA, UNIDO (see Annex I for detailed list of participants)</p>
1 – 14/10/2021	<p>Draft Project Concept document shared for review and comments with TWG members.</p> <p><u>Outcome:</u> small modifications of the project concept document</p>	<p>CCC, DENR, DOE, DOST, MSU-TCTO, BARMM – MAFAR, BARMM – MOST, BARMM – MENRE, PLGU of Tawi-Tawi, MinDA</p>
7/10/2021	<p>Situation and conditions of seaweeds farmers in Sitangkai and Sibutu</p> <p><u>Outcome:</u> confirmation of the importance of water for the area and seaweed processing, confirmed importance of fresh water supply in seaweed value chain; mentioned importance of gender issues with water supply, expressed support to the proposed project concept</p>	Tawi-Tawi Provincial office of BARMM - MAFAR
18/10/2021		

The consultations have been conducted in a gender-responsive manner and during the consultations gender issues have been considered as well as environmental and social issues, in compliance with the Environmental and Social Policy and Gender Policy of the Adaptation Fund.

Additionally, during the work on project concept key inputs to the design of the project were provided by:

- MINDA staff, which similarly provided key inputs and comments, particularly as regards the MINDA Water Supply Program, which is presented in this report. MINDA also provided other general reference documents on BARMM and Mindanao.
- Dr. Zayda Halun of the MSU-TCTO, a member of the TWG, provided key input and comments to the project concept. MSU-TCTO's research outputs and publications on climate adaptation and seaweed farming in Tawi-Tawi have been key resources to this draft project concept.

The project concept has been endorsed by the Adaptation Fund Board during the 29<sup>th</sup> meeting (5-6 April 2022). During the full

project proposal development phase, several follow-up consultative activities were undertaken with stakeholders at various levels, with primary focus on the target communities and gender issues at the selected sites. The process aimed at ensuring that all stakeholders are adequately consulted, and their views considered in project design. The list of stakeholder consultations during the full project proposal development phase is given in Table 24.

Table 24. List of stakeholder consultations for the preparation of the full project proposal.

Date	Scope and outcome of consultation	Stakeholders consulted
16/12/2021	Comments received on the project concept. <u>Outcome:</u> the project has been found relevant and in line with Philippine priorities, directly contributing to the key priorities and expected outcomes of the NCCAP namely Food Security (FS), Water Sufficiency (WS), Ecological and Environmental Stability (EES), Sustainable Energy (SE) and Knowledge and Capacity Development (KCD). Suggestions for further strengthening of the proposal have been provided.	Climate Change Commission
02 – 03/2022	For the development of the Assessment and Preliminary Design Options for Feasible Renewable Energy-Water Supply Systems in Sibutu and Sitangkai Islands, the team of appointed consultants carried out a field study with a community survey. The survey was divided into four sections: (1) household information, (2) water supply, (3) sanitation and hygiene, and (4) electricity supply. For the sample survey please refer to the consultation report (Annex B).  The survey was supported with interviews with representatives of the local communities and focused on identification of issues with water availability. It also focused on gender issues, through interviews with women from the communities.  Findings have been included into the gender analysis and water study. <u>Outcome:</u> based on the responses from the survey and interviews key issues in water supply and sanitation were identified (including actual water demand), which allowed for improved project design, reflecting actual needs and problems of the communities. As one of the results it was recommended to modify the design of the water system and include sanitation in the project scope.	Local communities: <ul style="list-style-type: none"><li>- Sibutu – surveyed 925 out of 3911 households</li><li>- Sitangkai – surveyed 808 out of 5330 households.</li></ul>
9/08/2022	The project design has been discussed with a focus on potential budget increase due to increase in the project scope, based on the field studies and actual needs of the communities. Issues of indigenous people and environmental impact of the project have been raised. The possibility of expansion of the project to other areas was also discussed. Additionally solid waste management was also mentioned as one of the areas which potentially the project should also investigate. <u>Outcome:</u> the project received endorsement from both the DENR and CCC and approval of the increased project budget. Suggestions from both government agencies have been taken into consideration in the development of the terms of reference for the ESIA.	<ul style="list-style-type: none"><li>- DA for the AF Usec. A. Rebutla-Teh with DENR team</li><li>- Commissioner and Vice Chair of the Philippines' Climate Change Commission Robert Borje, with CCC team</li></ul>
11/08/2022	During the consultation meeting (held after the RETS Project Steering Committee) updated project design based on the results of field study was presented. LGUs and PLGU provided their comments on the proposed scope of the project intervention, expressing their needs and concerns regarding the desalination facility (if it is going to impact seaweed farming by brine discharge, its feasibility compared to deep wells). Specially gender issues were raised, to be addressed by the project (within the communities men are not allowed to fetch water - only women and children deliver water). Additionally, the issue of proper solid waste management was raised as one of the priorities for the project.  <u>Outcome:</u> updated project design has been approved by the representatives of the local communities and provincial government. Suggestions have been used to guide the ESIA and Gender Assessment for the project.	MinDA, Sitangkai and Sibutu LGU representatives, PLGU Tawi-Tawi, BARMM – MENRE

12/2022	<p>Consultation for the ESIA – field trip to the project site and series of online/face-to-face meetings, December 5-16, 2022. The primary purpose of conducting the stakeholder consultation was to encourage the participation of important stakeholders and local people in the process of the project implementation and to integrate the appropriate environmental and social concerns into the process, to ensure that whatever negative impacts the project may cause, these will be identified and mitigated early on, especially as regards to environmental and social safeguards.</p> <p>Initial meetings, key informant interviews (KIs), focus group discussions (FGDs), including women groups, Environmental Impact Assessment- Socio-economic Perception (EIA-SEP) household surveys, and consultations were held with the community and other stakeholder vis-a-vis local government officials, concerned regional government agencies officials, and community influentials. During the meeting, the project objectives were explained and elaborated. The stakeholders' concerns and suggestions were also documented and taken care of to further enhance the project's acceptability on environmental and social grounds. During the field visits, a series of consultations were carried out at various locations in the project areas, wherever convenient and comfortable with the stakeholders.</p> <p><u>Outcome:</u> the consultation process led to changes in the project design to respond to local expectations. Detailed consultation report is presented in Annex B.</p>	Local communities, Sitangkai and Sibutu LGU representatives, BARMM - MENRE
11/01/2023	<p>Consultation of the project implementation arrangements and project budget. Discussion of the initial ESIA results.</p> <p><u>Outcome:</u> Agreed implementation structure and budget. Further guidance to the ESIA team provided.</p>	Mindanao Development Authority
14/02/2023	<p>The project has been discussed with current scope, budget, and implementation arrangements.</p> <p><u>Outcome:</u> There were no specific comments from OFP or CCC to the project design.</p>	<ul style="list-style-type: none"> <li>- DA for the AF Usec. A. Rebuelta-Teh with DENR team</li> <li>- CCC team</li> </ul>
17/02/2023	<p>During the consultation meeting detailed project design and results of the environmental and social impact assessment have been presented and discussed.</p> <p>Meeting participants provided their comments to the proposed activities expressing their needs and concerns, including:</p> <ul style="list-style-type: none"> <li>- Need for permits for the utilization of water (from DENR).</li> <li>- Setting up and management of water districts, with a primary role of LGUs in the utilities, their sustainability and prices of water provided and communities' willingness and ability to pay for the water.</li> <li>- Issues of land acquisition for the desalination plant and PV installation.</li> <li>- Specific recommendations to the desalination plant technology, discharge of brine and utilization of by-products.</li> <li>- Recommendations for scaling up of the project.</li> </ul> <p><u>Outcome:</u> key recommendations regarding environmental issues have been included in the ESIA. Recommendations for project sustainability have been included in the project design (water districts) including digital solutions for payment collection. Technical recommendations will be used as guidelines for the development of the TORs during project implementation phase.</p>	MinDA, Sitangkai and Sibutu LGU representatives, PLGU Tawi-Tawi, BARMM – MENRE, BARMM – MAFAR, DENR, DOE,
13 – 15/03/2023	<p>Opportunities for collaboration with BARMM - MAFAR for the project execution have been discussed. BARMM government-led activities in the area have been discussed, with focus on water supply.</p> <p><u>Outcome:</u> BARMM ministries (MAFAR, MENRE) have been identified as potential co-executing partners for the project and included in the project document.</p>	BARMM - MAFAR BARMM - MENRE

13 – 15/03/2023	<p>During the meeting with PLGU Tawi-Tawi the project was discussed and provincial government priorities. The DENR team had the opportunity to walk around the community where issues on solid waste, water supply, and sanitation facilities are evident. The DENR team provided recommendations for the project to address the urgent needs of the communities. In particular, including sanitation and an overall long-term development roadmap for the islands. FinTech Support to the community on their seaweed farming and how to digitalize their B2B transactions was also mentioned. <b>Outcome:</b> the project has been endorsed by the DENR officials, provincial and local governments, and key recommendations have been included in the project design.</p>	<p>Field trip to Tawi-Tawi and project site with DENR officials (USec Analiza Teh, USec Jonas Leones), and FASPS Director Al Orolfo and Ms. Eda Soriano.</p> <p>PLGU Tawi-Tawi, Sibutu and Sitangkai LGUs.</p>
28/02 – 01/03 2024	<p>Focused group discussions - gender consultation on Sibutu and Sitangkai.</p> <p>Consulted women were from mixed background: barangay officials and representatives, having certain roles in their respective villages, such as barangay head, councilor, and or secretary; older women are mostly married, have children, and grandchildren, and are involved in many community and social works in their communities; students and young women looking for jobs.</p> <p>Focus Group Discussions (FGDs) were conducted, so that stakeholders consulted could share their thoughts, knowledge, and experiences about certain issues related to the project. Additionally key informant interviews (KIIs) were done with some of the women.</p> <p><b>Findings relevant to the project design:</b></p> <ul style="list-style-type: none"> <li>- Women long for cheap and accessible potable water,</li> <li>- The cost of imported water is expensive (P150-200 per drum; P30-50 per 20-L container; plus, transport costs for delivery to the house) and difficult to access. Even the poor families pay for water because they need to drink.</li> <li>- For Level III water access, price of P100 per household, per family is acceptable. Preference is given to tapped water access at household.</li> <li>- Rainwater and the brackish water are used for cleaning, household use, and laundry.</li> <li>- If water access will be provided women expect to have more time for themselves, other household chores, studying, seaweed farming, community work. Savings on water would be spent on food or support small business.</li> <li>- Traditionally, women fetch water as part of the household chores, but sometimes, it is too much for the women to do this, so this job tends to be passed on to the children, or to temporary helpers or labourers hired to do the work.</li> <li>- The Badjao communities are in more difficult situation than the rest of the communities on the islands, they face more difficult access to water and have worse sanitary conditions.</li> <li>- The project is important for the community.</li> </ul> <p><b>Outcome:</b> the findings validated the project design. Specifically, more focus has been put on the marginalized communities (Badjaos), to ensure they benefit from the water access. Also, water tariff and water distribution system has been designed in a way to ensure community acceptance.</p>	<p>Sibutu, twenty (20) representatives, 17 women and 3 girls (aged 12-16).</p> <p>Eight (8) women representatives in Sitangkai municipality for key informant interviews (KIIs)</p>

Furthermore, comprehensive community level consultations at the targeted sites will be undertaken at the inception phase of the project prior to roll-out of the project activities (A. 1. 1. 1. *Gender-responsive stakeholder consultations for the detailed design of the water and sanitation infrastructure*). Additionally, throughout the project a targeted effort will be made to include key stakeholders that bring a gender perspective and broad gender expertise, such as representatives from specialist government ministries for women and youth and gender equality agencies, women's networks and women's rights and gender diverse advocacy organizations from civil society or academia on the national and local level. At local level women's cooperatives and community-based organizations, which are often run by women and target services to women and their families will be included.

## I. Justification for funding requested

Currently, the demand for water in Sitangkai and Sibutu is underserved by the communal water delivery system. Existing service provision is inefficient, too costly for the communities and is becoming unreliable due to climate change. Therefore, reliable technologies are necessary to provide safe and resilient water access.

In the absence of the project the communities in Sitangkai and Sibutu would be served by unreliable water system based on ground water (Sibutu) and water harvesting and imported water (Sitangkai), which would become more and more affected by the climate change leading to lower availability of freshwater. In turn the communities would need to import bottled water from

other islands in the province, leading to continuously increasing cost of water for the society, disproportionately affecting vulnerable and marginalized groups. This would eventually lead to worsening living conditions (health, hygiene) and impacting the economic status of the seaweed farming communities.

Desalination is among the most expensive methods of water delivery (because of high CAPEX and electricity cost share in the final price of produced water), therefore small LGUs in Tawi-Tawi cannot provide enough funding for the project, while the government programmes in the area do not include Sibutu and Sitangkai in near future. On the other hand, the market is too small to attract private investment. The low economic potential of the islands in Tawi-Tawi, and relatively low consumption water, the price of commercially produced water would not be feasible for the communities, resulting in even lower water consumption.

Local communities rely primarily on seaweed farming as their main source of livelihood. Seaweed farming is negatively impacted by climate change, therefore it is vital to provide support to the communities in improving their farming practices. Also, introduction of alternative livelihood opportunities will support the vulnerable communities in building more resilient, less climate-dependent sources of income. This will in turn ensure that the people will be able to pay for water provided by the deployed infrastructure.

The project proposes to deploy technology solutions, and relevant capacity building, which directly address the adverse effects of climate change. **The funding requested from the Adaptation Fund will cover the full cost of adaptation. No other funding is foreseen, and the grant, taken solely will be enough to implement foreseen activities and ensure the sustainability of the solution, increasing the resilience of water system on the islands.**

Table 25. Justification for funding

With Adaptation Fund Grant	Without Adaptation Fund Grant
Critical infrastructure (desalination plant, water distribution network, PV power supply for the water system), needed to ensure safe, affordable, climate-resilient drinking water supply will be deployed and upgraded	No currently available funding to deploy and upgrade infrastructure will leave fast-growing population of 71,562 people without affordable, reliable drinking water access, impacting most vulnerable groups (women and youth) and marginalized communities (Badjaos).
Viable solutions for rainwater harvesting and sanitation, using indigenous knowledge, will directly increase adaptive capacity of the local communities and their resilience will be demonstrated	Rudimentary rainwater harvesting systems and no proper sanitation systems will be used, which are unsafe to local population due to health concerns and possible water contamination.
Capacity of local government units to maintain and operate deployed infrastructure for the maximum benefit of the community will be built.	Currently the local governments do not have capacity, knowledge and resources to establish water districts and monitor resources, which would ensure proper infrastructure management and water distribution in the area.
Coastal zone management using nature-based solutions will strengthen resilience of the islands, reducing impacts of sea-level rise and saltwater intrusion. Ecosystem services will be enhanced for the wider economic and social benefits.	Islands will be prone to sea-level rise impacts (saltwater intrusion, storm surges). Use of nature solutions will remain low. Ecosystems could degrade do to improper management / overextraction of natural resources.
Community-based adaptation measures and strategies will be introduced	The community awareness will remain low. Uncoordinated response to climate change.
Seaweed farming practices will be improved, and new livelihood opportunities will be introduced and supported, to increase the economic resilience of the vulnerable communities.	Community economic resilience will remain low, with climate change impacts on seaweed farming creating stress on communities disposable income.
Knowledge and project lessons on resilient water supply learnt will be shared across the country	Other communities in the Philippines will not benefit from new available solutions and adaptation strategies.
Project scale up concept will be developed	No similar projects will be developed.

## J. Sustainability of the project outcomes

The project has been designed with sustainability of the outcomes in mind. It will deploy infrastructure to provide the necessary resilient access to water and its associated direct benefits to communities, ensuring that the most vulnerable and marginalized communities benefit from the provided water access. The non-infrastructural components of the project are also specifically designed to build capacity of beneficiaries to sustain the project outcomes and scale them up.

Proposed soft activities are focused on building ownership and proper management of the infrastructure, assuring proper maintenance and use of the deployed systems. They also focus on equitable water distribution in the project area. Vulnerable communities of indigenous people will be targeted by the project to build their resilience to climate change by improving their

livelihoods opportunities (improved seaweed farming practices and alternative livelihoods, less climate-dependent).

The project is designed for sustainability in a wider scale - planned knowledge management and scaling up component will additionally increase the sustainability of the intervention and allow replication and scaling up with other funds (i.e. Green Climate Fund) and/or private sector.

During the project design phase based on other relevant project experiences, dedicated field study and broad stakeholder consultations (engagement of seaweed communities incl. women and youth), it was identified that **the main long-term project sustainability factor is related to institutional capacity for operation and maintenance of the infrastructure.**

#### **Institutional sustainability**

The project is fully compliant with Philippine policy framework and follows guidelines of the Philippine Development Plan and National Disaster Risk Reduction and Management Plan. It directly implements Philippine Water Supply Sector Roadmap in the area and principles of Philippine Action Plan for Sustainable Consumption and Production. The project builds on institutional framework which is already in place (local government units are responsible for the water supply of the communities).

The project will ensure institutional sustainability by establishing water districts on both islands, aligned with Local Water Utilities Administration regulations. These water districts, classified as government-owned and controlled corporations, will operate and maintain water supply systems under a five-member Board of Directors and a General Manager. Through Component 2, the project will assist Sitangkai and Sibutu LGUs in creating these entities by providing organizational, technical, and advisory support, including capacity building for municipal staff, developing operational guidelines and business plans, and supplying necessary equipment. The water districts will oversee water quality management, infrastructure operation, and maintenance, ensuring the sustainability of the water supply systems. They will be established early in the project to enable a learning-by-doing approach for staff as infrastructure is deployed. Further details on water districts are provided in Part II, Section C.

Knowledge management (Component 4) will also strengthen the sustainability of the project outcomes, by documenting all relevant technical and organizational knowledge and best practices. Training modules will be developed to make sure knowledge can be transferred in an easy and understandable way.

Relevant stakeholders at the regional (BARMM, MinDA) and national level (government) will be involved in the project to ensure sustainability and replicability of its outcomes. This is specifically relevant to upgrading the seaweed farming in the province by further working on the seaweed value chain on processing and adding value to the produce. These activities will be addressed by the scale-up proposal, which will be developed within the scope of the Component 4. Of the project.

Through the provision of execution support to MinDA, the institutional capacity of MinDA for project execution will be built and strengthened, which will contribute to overall institutional sustainability of the project.

#### **Economic and social sustainability**

To ensure economic and social sustainability of the deployed water infrastructure, the project will include:

- a) **Formation of a water districts** - the possibility of public-private partnership will be explored to come up with the contractual arrangement that is the most sustainable for the case of the two islands (ensuring the ownership of the grant-funded infrastructure is kept in public domain). The water districts will ensure proper financial management of the water supply system. Formation of this unit will include consultation with barangays. This will contribute to acceptance and participation of local communities and hence support sustainability.
- b) **Equitable tariff for water** - currently the price of imported potable water reaches up to 5 USD/m<sup>3</sup>, while average market cost of water from small desalination plants is at about 1.25 USD/m<sup>3</sup>. Although the initial investment is from a grant, the tariff will be designed to be able to cover for the proper management, and operation and maintenance of the water infrastructure system, provide funds for the system scale-up to meet the projected demand for water and provide funding for further expansion of sanitation system in the islands. **Based on consultation and the willingness and ability to pay for water, an equitable tariff for water is proposed, with the price of PhP 1 for one litre of water. The tariff varies according to consumption, and the most vulnerable and marginalized communities will be provided with discounted or free water access, to meet their basic needs.** More details on the proposed tariff are in Part II, Section C.
- c) **Cashless operation** – this is required, due to foreseen large financial transfers during systems operation, and initial daily/weekly payments for water service. The communities are already using mostly cashless payments (e.g. GCash) on a large scale for shopping and online payments. A daily turnover for the water districts is estimated at 1 million PHP, and electronic payments will ensure proper operations of the system. Additional support is required to establish reliable internet access in the area for the electronic payments, which is targeted by Component 2.
- d) **Economic diversification** – additional factor strengthening economic and social sustainability of the project outcomes is the improved financial security of the vulnerable communities, which will be achieved through improved seaweed farming practices and alternative livelihoods supported by the project, as well as local value addition and new market development for seaweed-based products (Component 3).



Capacity building provided to the communities and LGUs and will enable them to fully benefit from the provided infrastructure and use it in a productive way to increase economic prosperity of the communities.

By ensuring the stable groundwater resources in Sibutu through monitoring of wells and hydrological studies, the increased need of freshwater for seaweed farming is addressed. Coupled with community-based greening programs (e.g. reforestation, provision of nurseries for endemic species) and nature-based solutions for coastal zone management such as mangrove planting, the environmental ecosystem services are enhanced. Proper management of the desalination facility and potential future scale-up by the water districts will allow to meet all water needs including the demand for industrial and aquaculture/agriculture activities, such as seaweed farming.

#### Environmental sustainability

The proposed project brings development with a significantly reduced carbon footprint, using renewable energy for powering the water system (desalination plants), meeting climate (SDG 13) and development goals (SDG 6). Also, other environmental factors of desalination technology were analyzed, and relevant mitigation measures proposed through the Environmental Impact Assessment and ESMP, to ensure that environmental damage is prevented.

Introduction of nature-based solutions for coastal zone management will add to the project's environmental sustainability, enhancing ecosystem services provided by the mangroves.

Additional benefit of the project is the reduction of plastic use and plastic pollution.

### K. Overview of the environmental and social impacts and risks

The project has undergone environmental and social risk (E&S) assessments in line with Adaptation Fund's Environmental and Social (E&S) Policy and Gender Policy, the UNIDO Gender Policy and the UNIDO Environmental and Social Safeguards Policy and Procedures. As a result, **the project has been classified as a category B project**. The proposed project is likely to have small impacts on human populations or environmentally important areas. Likely impacts will be few in number, site-specific, and few if any will be irreversible. As per the AF policy an Environmental Social Impact Assessment (ESIA) has been developed and the Environmental and **Social Management Plan (ESMP) has been prepared for the project (Annex A)**. The initial screening of risks against AF 15 principles is presented in the table below.

Table 26. Overview of the environmental and social impacts and risks

E&S principles	No further assessment required for compliance	Potential impacts and risks – further assessment and management required for compliance
<i>Compliance with the Law</i>	The project is fully compliant with relevant national Philippine regulations. All contractors will be required to comply with existing national standards and building codes as described in section E. of the project proposal, as well as UNIDO Environmental and Social Safeguards. Relevant clauses will be included in contract agreements. All activities will follow guidance from the EISA and the ESMP.	<b>NONE</b> The principle of compliance with law requires management and mitigation measures based on EIA findings. The Project Management Unit will make sure that the project activities are executed in line with EIA findings and ESMP guidance, following all law requirements and relevant permits and clearances are obtained. Relevant clauses will be included in contracts with contractors and agreements with executing partners.
<i>Access and Equity</i>		<b>LOW</b> The deployed infrastructure will be owned and operated by the Local Government Units and established water districts. Water distribution system will be set up with equitable water tariff, ensuring that all members of the communities will be able to access water. Specific preference in water access (free or reduced water tariff) will be given to vulnerable and marginalized groups. Community-level consultation of the detailed design of the system will be carried out during the project implementation. More details are provided in Part II. Section B and C.  To prevent the risk of exclusion of gender groups and IPs, the project include mitigation and management measures in the ESMP. The project activities (Component 3) target specifically gender groups and IPs and are designed with inclusive approach in mind.

<i>Marginalized and Vulnerable Groups</i>		<p><b>LOW</b></p> <p>The project will not impose any disproportionate adverse impacts on marginalized and vulnerable groups (children, women and girls, the elderly, indigenous people, tribal groups, displaced people, refugees, people living with disabilities, and people living with HIV/AIDS). The intervention design, based on the consultations and ESIA, maximizes positive impact for these groups, through mainstreaming gender and preferences in water access to marginalized and vulnerable groups.</p> <p>An ESMP has been developed for this project providing mitigation measures to avoid negative impacts on these groups.</p> <p>Additionally, a project-level grievance mechanism will be established and will remain accessible to all project stakeholders and affected vulnerable groups.</p>
<i>Human Rights</i>		<p><b>LOW</b></p> <p>Access to safe drinking water and sanitation is internationally recognized as a human right. This recognition is derived from the right to an adequate standard of living under Article 11 (1) of the International Covenant on Economic, Social and Cultural Rights. The United Nations emphasizes that water and sanitation are fundamental to everyone's health, dignity, and prosperity.</p> <p>The specific potential risks and related mitigation measures have been assessed in the ESIA and included in the environmental and social management plan (ESMP) for this project.</p>
<i>Gender Equality and Women's Empowerment</i>		<p><b>LOW</b></p> <p>The project aims to have positive impact on GEEW. A detailed Gender Analysis Gender Analysis and Action Plan (Annex C) has been prepared for the project, and specific gender consultation was done which informed the project design.</p> <p>Women and girls will be targeted by specific activities (capacity building, direct support) and gender sensitive indicators to monitor and ensure equal access to water for women and men have been included in the project design.</p>
<i>Core Labour Rights</i>		<p><b>LOW</b></p> <p>The project will ensure full compliance with the national labour act and the related regulations.</p> <p>During implementation standard operational health and safety (OHS) procedures will be introduced and followed by project partners and contractors.</p> <p>The specific potential risks and related mitigation measures have been assessed in the ESIA and included in the environmental and social management plan (ESMP) for this project.</p>
<i>Indigenous Peoples</i>		<p><b>LOW/MEDIUM</b></p> <p>The project area is inhabited mostly by indigenous people. IPs have been consulted and engaged in the project design. Their inputs have been included in the project document.</p> <p>The ESIA has analyzed potential impacts on IPs. The project activities respect, conserve and maintain the knowledge, innovations and practices of indigenous and local communities, as well as to protect and encourage customary use of biological resources in accordance with traditional cultural practices that are compatible with conservation or sustainable use requirements. Relevant mitigation measures have been included in the ESMP (Annex A).</p> <p>Project activities will be carried out through a Free, Prior and Informed Consent (FPIC) process to: (a) ensure a positive engagement of IPs in the project activities; (b) avoid adverse impacts, or when avoidance is not possible, minimize, or compensate for such effects; (c) tailor benefits in a culturally appropriate way. During the project inception phase, based on the outcomes of the FPIC consultative process, the PMU will consider whether there is a need to develop an Indigenous Peoples Plan (IPP), in accordance with UNIDO ESSPP.</p>
<i>Involuntary Resettlement</i>		<p><b>LOW</b></p> <p>The project activities should not require any resettlement either voluntary or involuntary. This issue has been assessed in the ESIA which informs the environmental and social management plan (ESMP) for this project. If need for resettlement will appear, the PMU will prepare a Resettlement Plan.</p>

Protection of Natural Habitats		<p><b>MEDIUM</b></p> <p>The project is directly affecting aquaculture (seaweed farming and other alternative livelihood activities) causing an increase in its scale and sustainability. Additionally, the discharge of brine into the sea may disturb natural ocean habitats.</p> <p>The ESIA has identified specific potential negative impacts of project activities on the environment (biodiversity, key ecosystems, and natural habitats) and the ESMP proposes related mitigation measures to address such risks (Annex A).</p> <p>The project will also support restoration of natural habitats through deployment of nature-based solutions (mangroves). Relevant initial impact assessment and monitoring and mitigation measures are included in the ESIA and ESMP.</p>
Conservation of Biological Diversity		<p><b>MEDIUM</b></p> <p>The project is directly affecting aquaculture (seaweed farming and other alternative livelihood activities) causing increase in its scale and sustainability. Additionally, the discharge of brine into the sea may affect biological diversity.</p> <p>The ESIA has identified specific potential negative impacts of project activities on the environment (biodiversity, key ecosystems, and natural habitats) and the ESMP propose related mitigation measures to address such risks (Annex A).</p> <p>The project will also support restoration of natural habitats through deployment of nature-based solutions (mangroves) supporting biological diversity. Relevant initial impact assessment and monitoring and mitigation measures are included in the ESIA and ESMP</p>
Climate Change		<p><b>LOW</b></p> <p>The project is proposed to increase the adaptive capacity of the communities in the selected areas to the effect of climate change which is affecting water quality and reducing water supply. Identified climate hazards and their potential impact on infrastructure and have been analyzed as part of the ESIA and ESMP development.</p> <p>The project activities will contribute to the reduction of GHG emission, through the use of renewable energy. Some minor GHG emissions will occur during the project construction activities.</p>
Pollution Prevention and Resource Efficiency		<p><b>MEDIUM</b></p> <p>The project will provide clean and resource-efficient solutions (renewable energy, use of seawater) in the project area; however, desalination plants discharge brine, which locally increases ocean water salinity. Initial impact assessment done (ESIA) which indicates that no adverse effects should be expected when following proper discharge techniques. Relevant measures to monitor the brine discharge to ensure compliance with environmental standards set by the DENR or BARMM-MENRE will be followed.</p> <p>No other significant emissions will occur. Insignificant emissions (noise, air emissions) may occur during the construction phase.</p> <p>The specific potential risks and related mitigation measures have been assessed in the ESIA and included in the environmental and social management plan (ESMP) for this project.</p>
Public Health		<p><b>LOW</b></p> <p>The project will have a positive impact on public health through provision of fresh water and piloting sanitation solutions, which will positively impact hygiene in the communities. Additionally, the project will specifically target prevention of water-borne diseases and support health-related adaptation measures.</p> <p>Potential risks from project activities on the community health, safety and security from the perspective of COVID-19 pandemic have been duly considered as part of the ESIA and ESMP.</p>
Physical and Cultural Heritage	The project activities will not pose any threat to physical and cultural heritage. No significant physical or cultural heritage exists in the project area.	<p><b>NONE</b></p>

Lands and Soil Conservation		<p><b>LOW</b></p> <p>The project does not impact directly land and soil conservation.</p> <p>The specific potential risks and related mitigation measures have been assessed in the ESIA and included in the environmental and social management plan (ESMP) for this project.</p>
-----------------------------	--	--

#### **USPs – Environmental and Social risk considerations**

As shown in Annex A. The proposed project has several areas of USPs. There are four groups of USPs and all of them require location identification as part of the implementation. All the USPs will be implemented in compliance with national laws and relevant international standards. The ESMP is fully in line with the AI/2021/03 - UNIDO Environmental and Social Safeguards Policies and Procedures (ESSPP). This section presents the ESMF, a project level tool to ensure the compliance of USPs with the environmental and social criteria. Strict environmental and social (E&S) impact criteria will be applied to all USPs looking for support from this project. Project developers will be expected to respond to criteria (ESMF tool that will be developed) and mitigating any identified risks. This will be checked by the PMU, through an E&S specialist appointed for this task.

The proposed project is underpinned by a robust Environmental and Social Management Framework (ESMF) designed to manage environmental and social risks and ensure compliance with national laws, UNIDO standards, and international criteria, such as the Adaptation Fund's Environmental and Social Policy (ESP). The ESMF is a project-level tool tailored to guide the implementation of Unidentified Sub-Projects (USPs) through strict environmental and social safeguards. It features a step-by-step process involving exclusion criteria, risk categorization, and assessment of complementary criteria, ensuring that sub-projects such as mangrove restoration, nature-based solutions, and seaweed aquaculture achieve a positive net impact while addressing potential risks. The ESMF emphasizes stakeholder engagement through consultations and workshops to involve local communities and vulnerable groups in the decision-making process. The Project Management Unit (PMU) will oversee day-to-day project execution, with an appointed Environmental and Social (E&S) Specialist refining criteria, conducting screenings, and facilitating compliance. The PMU will also ensure meaningful consultation with stakeholders, application of risk mitigation hierarchies, and adherence to international best practices in project implementation. This comprehensive framework promotes environmental sustainability, social equity, and effective project governance.

## PART III: IMPLEMENTATION ARRANGEMENTS

### A. Arrangements for project implementation

The **Implementing Entity for the project is UNIDO**, as an accredited entity to the Adaptation Fund. The endorsement letter, provided by the country's NDA has identified MinDA as an executing entity for the project and requested UNIDO for co-execution support. The rationale for this decision is based on the experience and successful setup of the Renewable Energy Technology to Increase Value-Added of Seaweeds in Tawi-Tawi (RETS) project implemented by UNIDO and co-executed by UNIDO and MinDA in the same area, based on the request of the Philippine Designated Authority for the AF.

Currently there are no entities in the Philippines that have capacity and experience with executing AF projects in the target area. MinDA, as a government agency, would need to follow complicated finance flow and procurement procedures, which could impact timely project execution. Also, as indicated by MinDA in the consultation process, its technical capacity to fully execute the project is limited, due to other tasks. BARMM ministries (MENRE, MAFAR, MILG) were identified during project consultation as potential partners for the project, possessing relevant experience with water supply projects (including desalination facilities). The scope of BARMM engagement in the project will be determined during the inception phase of the project and sanctioned by the Project Steering Committee.

With the **execution modality** UNIDO would provide execution with its procurement and recruitment services to execute investment, capacity building and knowledge management activities. MinDA would oversee consultation activities for which it is better positioned in the region and provide support in knowledge dissemination. UNIDO will build MinDA's capacity (through knowledge exchange and support provided MinDA on case-by-case basis for the execution of project activities) to ensure the successful execution of the potential future AF projects, based on the challenges which were identified during the RETS project implementation. Additionally, the Tawi-Tawi Province is an area with specific restrictions for access due to security concerns, complicating project execution. UNIDO already has experience and knowledge of local conditions and sensitivities. To ensure clear separation of implementing and executing functions and responsibilities, UNIDO as implementing and executing entity will maintain the following structure for the project:

- Implementation functions (monitoring and evaluation, supervision and reporting) will be handled by a Project Manager, reporting to the Chief of the Energy Systems and Decarbonization Unit (within the responsibility of the Director of the Division of Decarbonization and Sustainable Energy, Directorate of Technical Cooperation and Sustainable Industrial Development).
- Execution functions will be handled by UNIDO Field Office in the Philippines, reporting to UNIDO Country Representative (within the responsibility of the Director of Regional and Field Offices Division). This will be supported by the technical National Programme Officer position.

As the execution entity, UNIDO will designate internally, or recruit directly project management personnel to form a Project Management Unit (PMU) to execute the activities. The PMU will be responsible for the day-to-day management of the project execution, monitoring and evaluation of project activities as in the agreed project work plan. The PMU will coordinate all project activities being carried out by project experts and partners.

The PMU will work closely with UNIDO and the technical National Programme Officer to ensure that targets and milestones are well aligned, tracked and reported. In terms of reporting, the Executing Partner is responsible for providing the following reports with the support of the PMU:

- Regular progress and financial reports
- Annual work plan tracking, updates and budgeting
- Annual progress reports
- Periodic thematic reports (as and when required by UNIDO)
- Technical reports (as prepared by engaged experts/subconsultants)
- Project publications (as prepared by engaged experts/subconsultants)
- Progress report on the gender mainstreaming action plan and issues related to environmental and social safeguards.

The UNIDO will provide all related information to the evaluation experts for final evaluation in line with UNIDO's and AF rules and regulations. During the implementation period of the project, UNIDO will provide the PMU with the necessary management and monitoring support.

**Additional project partners** will be engaged for successful project execution. Local governments (Local Government of Sitangkai, Local Government of Sibutu) will actively support execution of the project activities and will benefit from the results of the project. Additionally, Provincial Government of Tawi-Tawi and Mindanao State University - Tawi-Tawi College of Technology and Oceanography will be involved as key project stakeholders.

companies

Table 27. Roles of key project partners in project execution.

Entity	Role
<b>Main executing entities</b>	
MinDA	<ul style="list-style-type: none"> <li>- Executing entity</li> <li>- Chair of the Project Steering Committee</li> <li>- Co-execution of Components 3 and 4.</li> </ul>
UNIDO	<ul style="list-style-type: none"> <li>- Implementing entity,</li> <li>- Executing entity,</li> <li>- Execution of Components 1 and 2;</li> <li>- Co-execution of Components 3 and 4,</li> <li>- Provision of procurement services for the project execution.</li> <li>- Providing services of the PMU for the entire project duration</li> </ul>
<b>Other partners engaged in the project</b>	
BARMM Government (MILG, MENRE, MAFAR)	<ul style="list-style-type: none"> <li>- Potential co-executing partner for project activities (Components 1 – 4),</li> <li>- Support in capacity building activities and knowledge dissemination.</li> </ul>
Local Government of Sitangkai	<ul style="list-style-type: none"> <li>- Provision of land for the desalination system and PV system extension</li> <li>- Support in organizing civil works (building of desalination plant, PV system extension and water distribution system)</li> <li>- Support in capacity building activities</li> <li>- Setting up water districts and water management board.</li> </ul>
Local Government of Sibutu	<ul style="list-style-type: none"> <li>- Support in organizing civil works (upgrading of the water distribution system)</li> <li>- Support in capacity building activities</li> <li>- Setting up water districts and water management board.</li> </ul>
Provincial Government of Tawi-Tawi	<ul style="list-style-type: none"> <li>- Support in capacity building activities and knowledge dissemination</li> <li>- Supporting role in setting up water districts and water management board.</li> </ul>
MSU-TCTO	<ul style="list-style-type: none"> <li>- Potential co-executing partner for project activities (Component 3),</li> <li>- Supporting role in capacity building activities and knowledge dissemination (components 2 and 4)</li> </ul>

**A Project Steering Committee (PSC) will be set-up, chaired by MinDA.** It is proposed for the PSC to meet twice a year, after the project start. Members of the PSC (MinDA, BARMM government, Tawi-Tawi province, LGUs, youth representative e.g. from a youth group/ association, representative from a women's group/ association) will nominate staff to participate in the PSC meetings and coordination with PEE on day-to-day basis. It will be fostered that women and men are equally represented in the PSC meetings and gender/ youth focal points from the main executing partners will be invited to participate and contribute.

Main PSC tasks and responsibilities will include:

- Biannual meetings,
- Advisory role to the Project Executing Entity
- Approvals of project budget and annual workplans,
- Decisions on the key project issues.

Each PSC meeting will be concluded with decisions taken and meeting minutes serving as guidance for project execution.

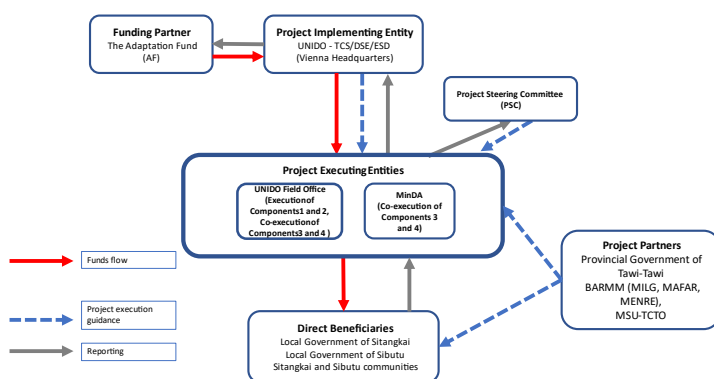


Figure 23. Proposed project implementation arrangements.

## Procurement

Main procurement activities within the project include high value procurement of services, exceeding value of 200,000 EUR, for the execution of the project component 1 activities, including:

- Development of reverse-osmosis, modular, 1000 CMD desalination plant in Sitangkai (in Tongmageng), Tawi-Tawi, Philippines
- Addition of 1 MWp PV capacity at Tongmageng hybrid power plant to power the desalination plant in Sitangkai (in Tongmageng), Tawi-Tawi, Philippines
- Rehabilitation and upgrading of existing level 2 water supply systems to level 3 in Sibutu Island, Tawi-Tawi, Philippines.

All procurement activities foreseen will be in line with UNIDO's standard procurement modality of Open International Competition, following UNIDO's rules, regulations and related-processes.

## Transfer of assets

Full or partial ownership of equipment/assets purchased under the project may be transferred to national counterparts and/or project beneficiaries during the project implementation as deemed appropriate by the government counterpart in consultation with the UNIDO Project Manager.

## Legal context

The present project is governed by the provisions of the Standard Basic Cooperation Agreement between the Republic of Philippines and UNIDO, signed and entered into force on 26 February 1993.

## B. Financial and project risk management

Table 28. Measures for financial and project risk management

Risks	Likelihood (1 – 3)	Impact (1 – 3)	Risk Level (L x I)	Mitigation Measures
<b>INSTITUTIONAL</b>				
Delayed project start due to lengthy procedures	2	2	4	This has been anticipated and included in the project design – project duration has been set to 4 years, which will allow to cover a delayed start in case it occurs.
Lack of or poor coordination between project partners	1	3	3	Project implementation and execution structure is based on successful setup of the RETS project. The project partners are the same as in the

				RETS project, lines of communication are already established, and partners know each other well.
Capacity constraints of executing entities, local institutions, communities and the private sector	2	2	4	UNIDO is experienced executing agency, with large portfolio of projects in the Philippines and the region, Country Office and relevant national project staff. Project implementation setup takes consideration of limited capacities of national partners – UNIDO will support project partners in building their capacity for successful development project execution.  Local communities and private sector have been engaged in consultation of the project and will be involved in project execution activities aiming at building their technical capacity for successful project delivery.
FINANCIAL				
Lack of financial and technical resources for proper maintenance of the water supply infrastructure	3	3	9	This has been considered a major risk and mitigation measures have been included in the project design – project component 2 focuses on building capacity of LGUs to maintain the infrastructure, through setting up water districts.
Higher cost of investment activities due to inflation and increased energy prices globally	3	2	6	Project budget has been adjusted to current prices. UNIDO procurement services will ensure open international competition which will result in the best price for the equipment. The budget has been planned to cover slight increase in the equipment prices.
Communities in the islands not willing to pay for the water (new tariff)	2	3	6	Willingness to pay has been initially analysed in the water feasibility studies (surveys in the project area) and during consultation process. It has been assessed that the proposed tariff for water will be acceptable and in most cases less than currently paid by the communities.
Financial mismanagement during the project implementation	1	3	3	UNIDO as an implementing and co-executing partner will be managing funds, with all relevant funds management procedures, internal and external audits it minimises the risk of funds mismanagement.
POLITICAL				
Lack of interest from local community in the seaweed farming improvement and alternative livelihoods	1	3	3	A stakeholder consultation process has been included in the project design process (at the concept and full project proposal stage), including representative steering committee, virtual meetings, direct consultation with local communities, local, regional, and national government representatives.  The project design reflects local and regional priorities and has been consulted with affected communities and government agencies of all levels. Access to water is one of basic development priorities for Philippine government and local communities, therefore the risk of lack of political support is minimal.
Lack of support for the project from the local governments (change of local priorities due to elections)	1	3	3	
Lack of support from the national and regional government to the project	1	2	2	
ENVIRONMENTAL				
Extreme weather events impacting project sites, disrupting supply of equipment and impacting execution of the investment component	2	1	2	The project site is in the area which is not prone to severe weather events – typhoons, however occurrence of extreme events may disrupt supply chains. This poses a minor risk of possible small delays for the project.
Improper treatment of brine from desalination process causing damage to marine environment	1	2	2	Environmental risks have been analysed in the Environmental and Social Impact Study and relevant mitigation measures have been included in the project design, including proper treatment of brine. The discharge of brine will be designed according to the guidance provided in the ESIA/ESMP.



				Potential productive use of brine has also been proposed within the ESIA and may be explored during project implementation.
<b>OTHER</b>				
COVID-19 (or other) pandemic, leading to a delay in implementation	1	2	2	The project has been developed during the Covid-19 pandemic, which did not prevent consultations on the project, as the lockdown periods were limited and the online meetings were well prepared and effective.
Military conflict or civil unrest in the area	1	3	3	The risk is out of control of the project. In case of a conflict situation project activities will be put on hold and resumed when security conditions would allow for further execution of the project.

### C. Measures for environmental and social risk management

Overall, to mitigate negative impacts of the interventions highlighted in the checklist included in Section K: Part II, an Environmental and Social Management Plan (ESMP) has been developed (Annex A), a gender analysis conducted along with the development of a gender action plan (Annex C), and a grievance mechanism described in section D. Monitoring and Evaluation Arrangements.

Based on the areas where there may be potential impacts and risks and where further assessment and management required for compliance, the individual risks have been identified per the AF's ES Principles and mitigation measures developed. These are further integrated into the ESMP.

### D. Monitoring and evaluation arrangements

Project monitoring and evaluation (M&E) will be conducted in accordance with established UNIDO and AF procedures. The overall objective of the monitoring and evaluation process is to ensure successful and quality implementation of the project by doing the following:

- i) Tracking and reviewing project activities execution and actual accomplishments in line with workplans and ESMP and GAP.
- ii) Providing visibility into progress as the project proceeds so that the implementation team can take early corrective action if performance deviates significantly from original plans.
- iii) Adjusting and updating project strategy and implementation plan to reflect possible changes on the ground, results achieved, and corrective actions taken.
- iv) Ensuring linkages and harmonization of project activities with that of other related projects at national, regional and global levels.

M&E will comply with the rules and regulations governing the M&E of UNIDO technical cooperation projects, in particular the UNIDO Evaluation Policy and the Guidelines for Technical Cooperation, both in their respective current versions. UNIDO Project Manager will be responsible for overseeing the M&E process and activities.

A M&E plan will be developed during project inception phase, following main principles: participatory monitoring, project's risks (financial, environmental, social, institutional), adaptive management, and project's sustainability. The plan will be linked to the project rationale, log frame, and annual work plans and budgets. The M&E plan will encompass monitoring of the Gender Action Plan (GAP – Annex C) as well as the Environmental and Social Management Plan (ESMP – Annex A). Project partners will have specific M&E responsibilities assigned.

The Monitoring and Evaluation (M&E) will be based on indicators established in the project results framework (see section E of Part III) and focused on achieving the project's expected results. The status of environmental and social risks and the ESMP will be monitored throughout the project's life cycle (quarterly, yearly, mid-term and terminal report). The same applies to financial and project management risks and mitigation measures.

Annual Project Performance Reports (PPRs) will be prepared to monitor the project's progress. The PPR includes, but it is not limited to:

- a) Progress on the project's objectives and outcomes (indicators, baseline data and targets).
- b) Project's annual outputs.
- c) Annual work plan and expenditure.
- d) Annual management.
- e) Project financial and management risks.
- f) Implementation of ESMP, including measures required to minimize or mitigate risks.
- g) Lessons learned.

The reports will also describe corrective actions. UNIDO will ensure baseline and progress data to be fully collected for the

project's PPR. Data collection is necessary to demonstrate the impact of the project's components, as well as the efficient use of the resources invested.

The Mid-Term Review (MTR) and Terminal Evaluation (TE) will be prepared in line with UNIDO Evaluation Policy and the Guidelines for Technical Cooperation by an independent evaluator as established in the M&E Plan. One MTR will be carried out in the project half-time of implementation and a final independent TE at least one month before the completion of the project. UNIDO will be responsible for the execution of the MTR and TE of the project. The UNIDO project manager will inform UNIDO Evaluation Group at least 6 months before project completion about the expected timing for the TE. The UNIDO Evaluation Group will then manage the terminal evaluation in close consultation with the project manager.

The independent TE will take place as the last activity before program closing, in line with the AF guidance. The Final Evaluation will assess the impact and sustainability of results, including their contribution to capacity development and the achievement of adaptation benefits. The final evaluation report should also be designed to (1) communicate publicly in one synthesis document a summary of progress made and lessons learned under the technical assistance towards the anticipated impact, and (2) compile information required for internal use in donor and UNIDO reporting.

The following documents will be prepared in the context of project M&E:

- a) M&E plan.
- b) Project inception report.
- c) Annual Project Performance Reports,
- d) Mid-Term and Terminal Evaluation reports.
- e) Technical reports associated with project's components.

An Annual Project Report (APR) is intended to monitor progress made since the project's start and for the previous reporting period. The APR includes, but is not limited to, reporting on the following:

- progress on the project's objective and outcomes – each with indicators, baseline data and end-of-project targets (cumulative);
- project outputs delivered per project outcome (annual);
- lessons learned/good practice;
- annual Work Plan and expenditure reports;
- project risk and adaptive management.

All monitoring and evaluation documents, such as progress reports, terminal evaluation report, and thematic evaluations (e.g., capacity needs assessment), as well as publications reporting on the project, will include gender dimensions to enhance awareness of women's role as well as gender issues in the water-energy-food nexus and seaweed value chain.

Table 29. Tentative budget for monitoring M&E (included in the Project Execution Cost)

Type of M&E Activity	Responsibility	Budget (USD)	Timeframe
Inception Workshop and inception report including M&E plan	UNIDO	10,000	Within first three months of project start
Specialist - E&S and Gender	UNIDO	8,000	Regularly to feed into project management and Annual Project Review
Project Steering Committee (PSC) Meetings	MinDA	8,000	Annually to coincide with the Annual Project Review and ad hoc when urgent and important decisions need approval of SC
<u>Baseline data report as per the AF guidance</u> <sup>62</sup>	<u>UNIDO</u>	<u>Costs accounted for as part of the Annual Project Performance Reports (PPRs) budget</u>	<u>In accordance with the AF Evaluation Policy, it will be submitted no later than the 1<sup>st</sup> PPRT to be included as part of the 1<sup>st</sup> annual project performance report</u>
Annual Project Performance Reports (PPRs)	UNIDO	4,000	Annually, starting one year after the project implementation begins. The final PPR due six months after project completion.

<sup>62</sup> Costs accounted for as part of the Annual Project Performance Reports (PPRs) budget.

Mid-term review	UNIDO	25,000	Year 3 of project execution
Project Terminal Evaluation	UNIDO	30,000	Evaluation at least one month before the end of the project.
Travel and logistics related to execution of activities	UNIDO	30,000	As required, throughout the project
Total indicative cost		123,000	

### Grievance mechanism

The project will utilize UNIDO's established grievance mechanism, which ensures transparency and tracking of all reported issues. The grievance mechanism enables stakeholders to report issues through email, phone, fax, by a letter or in person. The reporting guidelines are available at <https://www.unido.org/overview-report-wrongdoing/how-report-wrongdoing-or-adverse-environmental-and-social-impacts>.

Additionally, the project will establish a project-level grievance mechanism and will enable reporting of all concerns to the national project manager responsible for the project. Local population will be informed about existing grievance mechanisms (during consultations, information plates/posters) and contractors engaged for execution of the project activities will be required in the TORs to appoint one staff member as a liaison officer for each worksite to receive complaints and initiate corrective action as appropriate.

Grievance mechanism will be available in local languages used by the concerned population. At the construction sites on both islands information will be made available about the grievance mechanism in local languages, indicating relevant focal points (permanent boards and posters). Information about the grievance mechanism will be provided during the consultation of the detailed system design. Water districts will provide information to the final beneficiaries about the availability of the grievance mechanism.

## E. Results framework for the project proposal

Table 30. Project's result framework

Project Objective(s)	Project Objective Indicators	Target			Means of verification and responsibility	Assumptions
		Baseline	Mid-term	End		
Support communities in Tawi-Tawi in securing climate-resilient water access in a gender-responsive manner	Number of beneficiaries direct/indirect (AF Core Indicator) <sup>63</sup>	0	21,468 (10,627 women / 10,841 men)	71,562 (35,423 women / 36,139 men)	Annual Project Performance Reports (PPR) Mid-term and final project evaluations  Resp.: UNIDO HQ	Access to water is a priority development goal for the Philippine government at all levels (national, regional, local), it is also basic need of island communities. Currently only 7% of the targeted population has reliable access to water. Number of beneficiaries is estimated based on 2020 census data and women to men ratio.
	Percentage of Sibutu and Sitangkai population with access to reliable and resilient clean water source for drinking and cooking	7%	50%	100%	Annual Project Performance Reports (PPR) Mid-term and final project evaluations  Resp.: UNIDO HQ	
	AF 4.1.1. No. and type of development sector services modified to respond to new conditions resulting from climate variability and change (by sector and scale)	0	2	2	Annual Project Performance Reports (PPR) Mid-term and final project evaluations	Two water districts will be established – one in Sitangkai and one in Sibutu. Water districts are effective solutions managing water supply in selected areas, established as special corporate entities under Philippine law. Currently no water districts are in the project area and there is no proper water management

<sup>63</sup> Reported in line with the Methodologies for Reporting Adaptation Fund Core Impact Indicators. Reporting table included in Annex F.

	– Assets produced				Resp.: UNIDO HQ	system implemented.
	AF 4.1.2. No. of physical assets strengthened or constructed to withstand conditions resulting from climate variability and change (by sector and scale) - <u>Assets Produced, Developed, Improved, or Strengthened (AF Core Indicator)</u> <sup>64</sup>	0	1 (produced)	3 (1 produced / 2 improved)	Annual Project Performance Reports (PPR) Mid-term and final project evaluations  Resp.: UNIDO HQ	A water distribution network and desalination plant will be constructed in Sitangkai. The water distribution network will be upgraded in Sibutu. Small-scale desalination plants offer a reliable, cost-effective solution for provision of water, where no good-quality ground water sources are available. Sitangkai groundwater source is brackish and exposed to increasing salinity, due to increasing sea-level. Clean water needs to be imported – desalination plant is a good solution in these circumstances.

**Component 1. Deployment of a resilient water supply systems integrated with existing RE infrastructure in Tawi-Tawi**

**Outcome 1.** Water infrastructure assets and services strengthened in response to climate change impacts, including sea level rise and rainfall variability improving livelihoods of women and communities

<p>Output 1.1. Water and sanitation infrastructure designed to enhance gender equality and women's empowerment</p> <p>Output 1.2. Desalination plant commissioned in Tongmageng and water distribution system set up in Sitangkai applying a gender-responsive approach</p> <p>Output 1.3. Water distribution system in Sibutu is retrofitted and upgraded to level 3 according to accepted national technical standards improving women's livelihoods</p> <p>Output 1.4. Pilot, gender-responsive, collective rainwater harvesting and sanitation systems installed in Sibutu and Sitangkai</p>	Desalination capacity installed in the project area	0 CMD	1000 CMD	1000 CMD	Annual Project Performance Reports (PPR) Mid-term and final project evaluations  Resp.: UNIDO HQ	Considering current water demand, based on surveys done for water feasibility study, 1000 cubic meters per day of desalination capacity will provide entire population with clean water. Reverse osmosis technology does not require much space and energy; therefore, it is well suited for island deployment. The site for desalination facility is made available by the Sitangkai LGU. Since women and girls are the ones having the responsibility to collect water the system will be designed jointly with women and make sure that it is suitable for operation by women and girls.
	Water distribution systems upgraded in the project area	0	0	2	Annual Project Performance Reports (PPR) Mid-term and final project evaluations  Resp.: UNIDO HQ	Currently existing water distribution systems are not fully functional – they do not provide enough good quality (disinfected) water on Sibutu. The water distribution system on Sitangkai supplies brackish water to only limited part of the population. To secure reliable water access to Sitangkai and Sibutu population upgrading of the water systems is required and LGU will provide support and engage in the system development. Since women and girls are the ones having the responsibility to collect water the system will be designed jointly with women and make sure that it is suitable for operation by women and girls.
	Additional PV capacity installed for the water system	0	1000 kWp	1000 kWp	Annual Project Performance Reports (PPR) Mid-term and final project evaluations  Resp.: UNIDO HQ	Estimated power demand for operation of the desalination plant at full capacity is 4,000 kWh per day. To mitigate climate change impact of electricity production from fossil fuels, the desalination facility will be powered from hybrid solar-diesel system. Existing hybrid power plant does not have enough capacity to power the desalination facility, therefore additional PV modules need to be installed to cover the increased power demand.
	Number of women with improved water access	0	5,000	35,000	Annual Project Performance Reports (PPR) Mid-term and final project evaluations	Assuming 100% water supply for both Islands, yields the following number of direct beneficiaries: Sibutu and Sitangkai: Total population (estimate) = 71,562 Total male = 36,500 Total female = 35,062

<sup>64</sup> Reported in line with the Methodologies for Reporting Adaptation Fund Core Impact Indicators. Reporting table included in Annex F.

					Resp.: UNIDO HQ	Women will benefit from gender responsive design of the water distribution network, which will make water more easily available, reducing time and effort for women to ensure water supply at homes.
	New demonstration collective rainwater harvesting systems installed	0	5	10	Annual Project Performance Reports (PPR) Mid-term and final project evaluations  Resp.: UNIDO HQ	An overwhelming majority of the households in Sibutu and Sitangkai rely on rainwater as their direct source of water for drinking and domestic use. However, the rainwater washes air pollutants, dust, dirt, bird and animal droppings, leaves, paint, and other materials from a catchment area to its storage area.  Currently the rainwater harvesting practice does not consider pollution issue, thus the practices need to be upgraded to reduce health risks.  Since women and girls are the ones having the responsibility to provide water for the families the system will be designed jointly with women and make sure that it is suitable for operation by women and girls.
	New demonstration sanitation systems installed that are gender-responsive	0	5	10	Annual Project Performance Reports (PPR) Mid-term and final project evaluations  Resp.: UNIDO HQ	Both Sibutu and Sitangkai have unique needs in terms of sanitation due to small land area, fragile ground water systems, increasing population density, especially in the coastal areas, and low income to pay for improvements.  Specifically, a problem with hanging latrines disposing fecal waste directly to water create health and environmental risk, also impacting seaweed productivity. A baseline survey on Hygiene and Sanitation conducted revealed that specific improvements are feasible at both islands.  Due to traditional gender norms and roles women and girls have specific needs for sanitation systems that will be addressed.
<b>Component 2. Capacity building for sustainable water management</b>						
<b>Outcome 2. Local capacity for sustainable water management and systemic resilience established</b>						
Output 2.1. Water service management system in Sibutu and Sitangkai operationalized	Number of water districts established and operationalized	0	2	2	Annual Project Performance Reports (PPR) Mid-term and final project evaluations  Resp.: UNIDO HQ	Currently no water districts are in the project area and there is no proper water management system implemented.  Local governments are not capable of sustaining water distribution networks (water districts) despite interest. The set-up and operationalization of water districts will be one of the first activities of the project to ensure proper water distribution in the islands.  Since women are the ones responsible for water collection their involvement and leadership is key in this activity.
	Number of LGUs representatives trained in water system management and operations	0	30 (40%F 60%M)	60 (40%F 60%M)	Training reports with attendance lists Resp.: PMU Annual Project Performance Reports (PPR) Mid-term and final project evaluations Resp.: UNIDO HQ	Specific training in climate-resilient, inclusive, gender-sensitive infrastructure and public services management and operation is required to build capacity of local governments to sustain project outcomes.  The capacity building will focus on ensuring equitable access to water for all groups, including specific needs of women and youth.  For each municipality (Sitangkai and Sibutu) minimum 5 representatives will be trained and additionally at least 2 representatives of each barangay (25).  Due to low share of women employees in LGUs only 40% share of women is targeted. Conditions for women participation in trainings will be facilitated (childcare available).
	Number of adaptive management plans	0	0	2	Adaptive management	Adaptive management plans will be developed to ensure the continuous evaluation and

	developed				plans Resp.: PMU Annual Project Performance Reports (PPR) Mid-term and final project evaluations Resp.: UNIDO HQ	adjustment of groundwater monitoring strategies, incorporating real-time data, external factors, and stakeholder input to maintain the long-term sustainability of water resources in Sibutu and Sitangkai.
2.2. Coastal zone management solutions introduced for water security and ecosystem resilience	Coastal risk analysis and coastal zone management solutions designed	0	1	1	Annual Project Performance Reports (PPR) Mid-term and final project evaluations Resp.: UNIDO HQ	Nature-based solutions have the greatest potential to address climate change impacts faced by the islands (sea level rise). Those are cost-effective solutions, with numerous co-benefits. Coastal risk analysis will allow for a detailed design of the solutions and will be the basis for setting up interim and end-of -project targets.
	Area with coastal zone management solutions implemented	0	TBD (based on the risk analysis)	TBD (based on the risk analysis)	Annual Project Performance Reports (PPR) Mid-term and final project evaluations Resp.: UNIDO HQ	
2.3. Local governments' capacity in water management and gender-transformative climate change adaptation approaches strengthened, enhancing systemic resilience	Number of LGUs representatives trained in gender and youth mainstreaming in development and climate justice (ratio of women/men)	0	125 (40%F 60%M)	250 (40%F 60%M)	Training reports with attendance lists Resp.: PMU Annual Project Performance Reports (PPR) Mid-term and final project evaluations Resp.: UNIDO HQ	It is important to build capacity and increase awareness of climate justice and gender and youth mainstreaming into development agendas of the LGUs and daily operations. Whenever possible, the project will work with partners that include women in leadership positions, as women are good at motivating other women to participate. Due to low share of women employees in LGUs only 40% share of women is targeted. Conditions for women participation in trainings will be facilitated (childcare available).
	Number of Local Climate Change Action Plans prepared	0	0	2	Annual Project Performance Reports (PPR) Mid-term and final project evaluations Resp.: UNIDO HQ	The Climate Change Act of 2009 recognizes the role of local governments as frontline agencies in the formulation, planning, and implementation of climate action plans in their respective areas, consistent with the provisions of the Local Government Code, the National Framework Strategy for Climate Change, and the National Climate Change Action Plan. A LCCAP is the action plan formulated by local governments to address climate change concerns. It focuses on both climate change adaptation and mitigation and describes how LGUs plan to respond to the impacts of climate change and mainstream them into local development plans. Currently there are no plans prepared for Sitangkai and Sibutu. Since climate change has a differentiated impacts on women and men, girls and boys, gender and intergenerational dimensions will be included into the climate change action plan.
	Number of local health officers receiving training on health-related	0	25	25	Annual Project Performance Reports (PPR) Mid-term and	The project will work with health officers at the barangay level to support them with introduction of health-related adaptation measures, to prevent water-borne diseases and improve general healthcare with the improved water

	adaptation measures				final project evaluations  <i>Resp.: UNIDO HQ</i>	infrastructure.
<b>Component 3. Building island's communities resilience</b>						
<b>Outcome 3. Local communities resilience and livelihoods strengthened</b>						
3.1. Specific strategies for diversification and strengthening of seaweed farming under climate stress introduced	Strategies for climate-resilient seaweed farming prepared	0	1	1	Annual Project Performance Reports (PPR) Mid-term and final project evaluations  <i>Resp.: UNIDO HQ</i>	Seaweed productivity is declining due to poor farming and sanitation practices, exacerbated by climate change.  Additionally organizational opportunities exist which may strengthen the communities and increase their income making the communities more resilient to climate change impacts.  Country strategies (The Philippine Seaweed Industry Roadmap (2022-2026)) and solutions exist which need to be adapted to local context.
	Number of seaweed nurseries established	0	1	2	Annual Project Performance Reports (PPR) Mid-term and final project evaluations  <i>Resp.: UNIDO HQ</i>	Strategies need to consider the different roles of women, men and youths in the seaweed value chain.
	Number of seaweed farmers provided with direct support (ratio of women/men)	0	500 (50%F, 50%M)	1000 (50%F, 50%M)	Annual Project Performance Reports (PPR) Mid-term and final project evaluations  <i>Resp.: UNIDO HQ</i>	
	Number of women groups / cooperatives established	0	2	4	Annual Project Performance Reports (PPR) Mid-term and final project evaluations  <i>Resp.: UNIDO HQ</i>	Women's role in seaweed value chain is often not recognized. To empower women the project will support local communities in establishing women cooperatives, support groups.  Whenever possible, the project will work with partners that include women in leadership positions, as women are good at motivating other women to participate.  At least 2 groups at each island will be established.
3.2. Local processing and market development strategies introduced to seaweed communities	Strategies for value addition prepared	0	1	1	Annual Project Performance Reports (PPR) Mid-term and final project evaluations  <i>Resp.: UNIDO HQ</i>	Beyond hydrocolloid industry, various seaweed species and seaweed based products can be produced with higher value with application in food, agriculture and aquaculture.
	Number of processing enterprises supported/established	0	2	4	Annual Project Performance Reports (PPR) Mid-term and final project evaluations  <i>Resp.: UNIDO HQ</i>	Value addition and processing requires skills that may be lacking in the local communities. The project will work with potential investors to upgrade or establish processing enterprises. Local value addition will increase income generation and enhance market opportunities.

	Certification and traceability systems introduced	0	1	1	Annual Project Performance Reports (PPR) Mid-term and final project evaluations  <i>Resp.: UNIDO HQ</i>	Higher value markets require certification and traceability.
3.3. Community-based adaptation strategies introduced to address climate change	Number of women participating in capacity building events	0	500	1000	Training reports with attendance lists <i>Resp.: PMU</i> Annual Project Performance Reports (PPR) Mid-term and final project evaluations  <i>Resp.: UNIDO HQ</i>	Engaging community members in enduring sustainability of the project outcomes - specific training, addressing distinctive needs of men, women and youths is important part of building community resilience.  Gender asymmetries of vulnerability prevail; women's work and roles are not recognized or are only associated with domestic tasks.  Whenever possible, the project will work with partners that include women in leadership positions, as women are good at motivating other women to participate.  Conditions for women participation in trainings will be facilitated (childcare available).
	Number of men participating in capacity building events	0	500	1000	Training reports with attendance lists <i>Resp.: PMU</i> Annual Project Performance Reports (PPR) Mid-term and final project evaluations  <i>Resp.: UNIDO HQ</i>	Men will be sensitized and trained on different needs of each group in the seaweed value chain.
	Number of youths participating in capacity building events (25 years old or younger)	0	500	1000	Training reports with attendance lists <i>Resp.: PMU</i> Annual Project Performance Reports (PPR) Mid-term and final project evaluations  <i>Resp.: UNIDO HQ</i>	Youths are a vulnerable population, affected by education, training, and employability limitations.  Knowledge dissemination for youths should consider these factors to be sufficiently attractive and motivating.  Their participation in training could be linked to school attendance to make sure that school dropouts are not supported.  Training for youths will need to be prepared in an attractive and engaging way.
	Number of partnerships build with scientific research institutions	0	1	1	Training reports with attendance lists <i>Resp.: PMU</i> Annual Project Performance Reports (PPR) Mid-term and final project evaluations  <i>Resp.: UNIDO</i>	Interaction between seaweed farming and the natural environment, under climate change stress is dynamic and require close monitoring to produce inputs for continuous improvement of farming practices, coastal management and adaptation strategies.



					HQ	
3.4. Long-term economic diversification - supporting alternative livelihoods that are less climate dependent	Strategies for long-term economic diversification prepared	0	1	1	Annual Project Performance Reports (PPR) Mid-term and final project evaluations  Resp.: UNIDO HQ	Exploring alternative livelihoods, which are less climate-dependent, is key in building long-term resilience of the communities.  As most vulnerable, IP communities are specifically affected by changing climate they will be the primary target for the activities, to pursue alternative livelihoods.
	Number of IP families of vulnerable communities supported with undertaking alternative livelihoods	0	50	100	Annual Project Performance Reports (PPR) Mid-term and final project evaluations  Resp.: UNIDO HQ	
<b>Component 4. Knowledge management and scaling up</b>						
<b>Outcome 4. Knowledge shared and scaling up of project outcomes facilitated</b>						
Output 4.1. Knowledge documented and disseminated	Number of Knowledge Management Plans prepared (gender-responsive)	0	1	1	Knowledge Management Plan Resp.: PMU Mid-term and final project evaluations Resp.: UNIDO HQ	The Knowledge Management Plan is key in securing proper documentation of lessons learnt during the project and successful dissemination of project results.  A comprehensive plan for documenting project results and strategies for knowledge dissemination targeting various groups will support overall project sustainability and scale-up potential.
	Number of knowledge products prepared	0	2	9	Annual Project Performance Reports (PPR) Mid-term and final project evaluations Resp.: UNIDO HQ	Knowledge products developed by the project: - technical experiences from the deployment of the infrastructure and coastal zone management solutions (5 reports) - Training modules for water districts and LGUs (2 modules) - Case studies and videos (4) - Strategies for improved seaweed farming and economic diversification (2)
	Number of site visits/ study tours conducted (ratio women/men)	0	2 (50%F 50%M, incl. 50% youth)	4 (50%F 50%M, incl. 50% youth)	Study tours reports with attendance lists Resp.: PMU Annual Project Performance Reports (PPR) Mid-term and final project evaluations Resp.: UNIDO HQ	Site visits will be organized in a way supporting women and youth participation.
	Dissemination events organized in the Philippines	0	1	5	Annual Project Performance Reports (PPR) Mid-term and final project evaluations Resp.: UNIDO HQ	Other seaweed producing communities in the region (BARMM) and elsewhere in the Philippines (Regions IV-B MIMAROPA and IX Zamboanga Peninsula) face similar challenges and can benefit from the project.  Regional and national governments have an interest in supporting seaweed farming communities in increasing their resilience to climate change.  Since women, men and youths are responsible for different parts of the seaweed value chain separate events might need to be organized for different target groups and the content,

						time, location etc. tailored to the target group.
Output 4.2. Stakeholders consulted and project scale-up concept developed	Consultation meetings organized	0	3	8	Consultation reports, meeting minutes <i>Resp.: MinDA</i> Final project evaluation <i>Resp.: UNIDO HQ</i>	Government partners at regional and national levels willing to support scaling up of project actions in other island communities of the Philippines. Many regions in the Philippines face similar challenges, where successful practices can be scaled up.  To make sure that the proposal is youth and gender responsive consultations will be conducted with women, women's groups, youth and youth groups.
	Scale-up project concepts prepared	0	0	1	Scale-up project proposal Final project evaluation <i>Resp.: UNIDO HQ</i>	

## F. Alignment with the Results Framework of the Adaptation Fund

Table 31. Alignment with the Results Framework of the Adaptation Fund

Project Outcomes	Project Objective Indicators	Fund Outcome	Fund Outcome Indicator	Grant Amount (USD)
<b>Support communities in Tawi-Tawi in securing climate-resilient water access in a gender-responsive manner</b>				
<b>1. Water infrastructure assets and services strengthened in response to climate change impacts, including sea level rise and rainfall variability improving livelihoods of women and communities</b>	<ul style="list-style-type: none"> <li>- Desalination capacity installed in the project area</li> <li>- Water distribution systems upgraded in the project area</li> <li>- Additional PV capacity installed for the water system</li> <li>- Percentage of Sibutu and Sitangkai population with access to reliable and resilient clean water source</li> </ul>	<b>Outcome 4:</b> Increased adaptive capacity within relevant development sector services and infrastructure assets	4.1. Responsiveness of development sector services to evolving needs from changing and variable climate 4.2. Physical infrastructure improved to withstand climate change and variability-induced stress	6,045,000
	<ul style="list-style-type: none"> <li>- Number of women with improved water access</li> <li>- Number of demonstration communal rainwater harvesting systems installed</li> <li>- New demonstration sanitation systems installed that are gender-responsive</li> </ul>	<b>Outcome 6:</b> Diversified and strengthened livelihoods and sources of income for vulnerable people in targeted areas	6.1 Percentage of households and communities having more secure access to livelihood assets	
<b>2. Local capacity for sustainable water management and systemic resilience established</b>	<ul style="list-style-type: none"> <li>- Number of water districts established and operationalized</li> <li>- Number of LGUs representatives trained in water system management and operations</li> <li>- Number of LGUs representatives trained in gender and youth mainstreaming in development and climate justice (ratio of women/men)</li> <li>- Area with coastal zone management solutions implemented</li> <li>- Number of local health officers receiving training on health-related adaptation measures</li> <li>- Number of Local Climate Change Action Plans prepared</li> </ul>	<b>Outcome 2:</b> Strengthened institutional capacity to reduce risks associated with climate-induced socioeconomic and environmental losses	2.1. Capacity of staff to respond to, and mitigate impacts of, climate-related events from targeted institutions increased	1,034,000

<b>3. Local communities' resilience and livelihoods strengthened</b>	<ul style="list-style-type: none"> <li>- Strategies for climate-resilient seaweed farming prepared</li> <li>- Number of seaweed nurseries established</li> <li>- Number of seaweed farmers provided with direct support (ratio of women/men)</li> <li>- Number of seaweed processing enterprises established</li> <li>- Number of women groups / cooperatives established</li> <li>- Number of women participating in capacity building events</li> <li>- Number of men participating in capacity building events</li> <li>- Number of youths participating in capacity building events (25 years old or younger)</li> <li>- Strategies for long-term economic diversification prepared</li> <li>- Number of IP families of vulnerable communities supported with undertaking alternative livelihoods</li> </ul>	<b>Outcome 6:</b> Diversified and strengthened livelihoods and sources of income for vulnerable people in targeted areas	6.2. Percentage of targeted population with sustained climate-resilient alternative livelihoods	1,618,000
<b>4. Knowledge shared and scaling up of project outcomes facilitated</b>	<ul style="list-style-type: none"> <li>- Number of Knowledge Management Plans prepared</li> <li>- Number of knowledge products prepared</li> <li>- Number of site visits/ study tours conducted</li> <li>- Number and ratio of women/men participating in knowledge dissemination activities</li> </ul>	<b>Outcome 3:</b> Strengthened awareness and ownership of adaptation and climate risk reduction processes at local level	3.1. Percentage of targeted population aware of predicted adverse impacts of climate change, and of appropriate responses 3.2. Percentage of targeted population applying appropriate adaptation responses	143,000
	<ul style="list-style-type: none"> <li>- Dissemination events organized in the Philippines</li> <li>- Number of site visits/ study tours conducted</li> <li>- Number and ratio of women/men participating in knowledge dissemination activities</li> </ul>	<b>Outcome 8:</b> Support the development and diffusion of innovative adaptation practices, tools and technologies	8. Innovative adaptation practices are rolled out, scaled up, encouraged and/or accelerated at regional, national and/or subnational level.	122,000
	<ul style="list-style-type: none"> <li>- Consultation meetings organized</li> <li>- Scale-up project concepts prepared</li> </ul>	<b>Outcome 8:</b> Support the development and diffusion of innovative adaptation practices, tools and technologies	8. Innovative adaptation practices are rolled out, scaled up, encouraged and/or accelerated at regional, national and/or subnational level.	90,000

## G. Detailed budget

Executing partners for the project will utilize detailed financial reporting template in line with UNIDO standard reporting requirements.

Table 32. Detailed project budget by partners

Output / Activity	MinDA	UNIDO	Total
<b>1.1. Water and sanitation infrastructure designed to enhance gender equality and women's empowerment</b>		<b>210,000</b>	<b>210,000</b>
1.1.1. Climate impact assessment of the proposed solutions including hydrological modelling		60,000	60,000
1.1.2. Gender-responsive stakeholder consultations for the detailed design of the water and sanitation infrastructure		50,000	50,000
1.1.3. Technical design of the water and sanitation infrastructure reflects the needs of gender-groups and addresses gender equality and women's empowerment		100,000	100,000

<b>1.2. Desalination plant commissioned in Tongmageng and water distribution system set up in Sitangkai applying a gender-responsive approach</b>		<b>4,155,000</b>	<b>4,155,000</b>
1.2.1. Development of reverse-osmosis, modular, 1000 CMD desalination plant in Sitangkai (in Tongmageng)		2,495,000	2,495,000
1.2.2. Addition of 1 MWp PV capacity at Tongmageng hybrid power plant to power the desalination plant		1,460,000	1,460,000
1.2.3. Upgrading of water distribution system in Sitangkai to level 2		200,000	200,000
<b>1.3. Water distribution system in Sibutu is retrofitted and upgraded to level 3 according to accepted national technical standards improving women's livelihoods</b>		<b>1,060,000</b>	<b>1,060,000</b>
1.3.1. Rehabilitation and upgrading of existing level 2 water supply systems to level 3 in Sibutu Island		1,060,000	1,060,000
<b>1.4. Pilot, gender-responsive, collective rainwater harvesting and sanitation systems installed in Sibutu and Sitangkai</b>		<b>620,000</b>	<b>620,000</b>
1.4.1. Installation of pilot collective rainwater harvesting systems in Sitangkai and Sibutu		220,000	220,000
1.4.2. Installation of pilot collective, gender-responsive sanitation systems in Sitangkai and Sibutu		400,000	400,000
<b>2.1. Water service management system in Sibutu and Sitangkai operationalized</b>		<b>150,000</b>	<b>150,000</b>
2.1.1. Organization and establishment of water districts		50,000	50,000
2.1.2. Provision of digital solutions for payments and management of the water distribution system		40,000	40,000
2.1.3. Ongoing monitoring of groundwater quality and levels		60,000	60,000
<b>2.2. Coastal zone management solutions introduced for water security and ecosystem resilience</b>		<b>684,000</b>	<b>684,000</b>
2.2.1. Coastal risk analysis and design of appropriate coastal zone management solutions to increase resilience of water infrastructure and ecosystems		60,000	60,000
2.2.2. Implementation of nature-based and infrastructure solutions for coastal zone management		624,000	624,000
<b>2.3. Local governments' capacity in water management and gender-transformative climate change adaptation approaches strengthened, enhancing systemic resilience</b>		<b>200,000</b>	<b>200,000</b>
2.3.1. Building capacity of LGUs in sustainable water and energy system management, with focus on equitable access to water for all groups, including specific needs of women and youth		80,000	80,000
2.3.2. Introduction of health-related adaptation measures		60,000	60,000
2.3.3. Capacity building of LGUs on mainstreaming gender and youth into policies and work in the context of climate change, and updating Local Climate Change Action Plans		60,000	60,000
<b>3.1. Specific strategies for diversification and strengthening of seaweed farming under climate stress introduced</b>		<b>8883,000</b>	<b>883,000</b>
3.1.1. Development, pilot application and upscaling strategy of climate change adaptive and gender sensitive farming practices		258,000	258,000
3.1.2. Upscaling and mainstreaming good practices and SOPs among the seaweed producing communities across both islands.		345,000	345,000
3.1.3 Build capacity of farming input suppliers for seaweed farming		200,000	200,000
3.1.4. Strengthening collective capacity, especially capacity of women in seaweed processing value chain through establishing and supporting women groups		80,000	80,000
<b>3.2 Local processing and market development strategies introduced to seaweed communities</b>		<b>393,000</b>	<b>393,000</b>
3.2.1 Assessment of opportunities for value addition, development of business models for processing and support processing enterprises		213,000	213,000
3.2.2 Undertake market assessment (local, national and export), identify demand partners in downstream industries (food, feed, agriculture and aquaculture, and other industrial use), facilitate B2B dialogue and establish market linkages.		80,000	80,000
3.2.3 Support certification and traceability of seaweed-based products on safety, quality and sustainability requirements and standards, in line with market requirements.		100,000	100,000
<b>3.3. Community-based adaptation strategies introduced to address climate change</b>		<b>82,000</b>	<b>80,000</b>
3.3.1. Building community resilience through awareness raising of climate change and available adaptation solutions related to water management, including indigenous practices, with focus on gender, intersectionality and youth	82,000		82,000
3.3.2 Establish partnership with research and scientific community to monitor climate change and other environmental impacts on seaweed farming and continuously improve practices for maintaining and optimizing performance of seaweed farms and reduce adverse impacts on coastal ecosystems.		80,000	80,000
<b>3.4. Long-term economic diversification - supporting alternative livelihoods that are less climate dependent</b>		<b>180,000</b>	<b>180,000</b>

3.4.1. Work with communities on developing strategies for economic diversification	50,000		50,000
3.4.2. Supporting vulnerable communities with alternative livelihoods, less climate-dependent with relevant capacity building	130,000		130,000
<b>4.1. Knowledge documented and disseminated</b>		<b>265,500</b>	<b>265,500</b>
4.1.1. Development of knowledge products		62,500	62,500
4.1.2. Knowledge dissemination		203,000	203,000
<b>4.2. Stakeholders consulted and project scale-up concept developed</b>	<b>40,000</b>	<b>50,000</b>	<b>90,000</b>
4.2.1. Consultation with relevant stakeholders for the development of gender-transformative scale-up strategy	40,000		40,000
4.2.2. Development of a project concept for scale-up		50,000	50,000
<b>Grand Total</b>	<b>302,000</b>	<b>8,750,000</b>	<b>9,052,000</b>

Relevant expenditures presented in the table below, under Contractual Services category will be reported in detail by executing partners.

Table 33. Detailed project budget by activities with budget notes in project years

Activities / detailed budget notes	2025	2026	2027	2028	Total
<b>1.1.1. Climate impact assessment of the proposed solutions including hydrological modelling</b>	<b>60,000</b>				<b>60,000</b>
Consultancy contract for the modelling and impact assessment.	60,000				60,000
<b>1.1.2. Gender-responsive stakeholder consultations for the detailed design of the water and sanitation infrastructure</b>	<b>20,000</b>	<b>15,000</b>	<b>15,000</b>		<b>50,000</b>
Consultancy contract for consultations with local communities	20,000				20,000
Continuous consultations with local communities by project personnel		15,000	15,000		30,000
<b>1.1.3. Technical design of the water and sanitation infrastructure reflects the needs of gender-groups and addresses gender equality and women's empowerment</b>	<b>100,000</b>				<b>100,000</b>
Consultancy contract for a detailed design of the infrastructure, to be carried out in parallel with consultations and modelling	100,000				100,000
<b>1.2.1. Development of reverse-osmosis, modular, 1000 CMD desalination plant in Sitangkai (in Tongmageng)</b>	<b>17,000</b>	<b>650,000</b>	<b>1,835,000</b>		<b>2,495,000</b>
Site preparation works (civil works)	10,000				10,000
Delivery, installation and commissioning of 1000CMD RO desalination plant (civil works, equipment)		650,000	1,835,000		2,485,000
<b>1.2.2. Addition of 1 MWp PV capacity at Tongmageng hybrid power plant to power the desalination plant</b>		<b>1,460,000</b>			<b>1,460,000</b>
Site preparation works (civil works)		100,000			100,000
Deployment of 1 MWp capacity at existing HPP and connection of the desalination plant (civil works, equipment)		1,360,000			1,360,000
<b>1.2.3. Upgrading of water distribution system in Sitangkai to level 2</b>			<b>200,000</b>		<b>200,000</b>
Development of water distribution network including connection with desalination plant (civil works, equipment incl. disinfection systems, solar-powered water pumps, water tanks, piping)			200,000		200,000
<b>1.3.1. Rehabilitation and upgrading of existing level 2 water supply systems to level 3 in Sibutu Island</b>		<b>330,000</b>	<b>730,000</b>		<b>1,060,000</b>
Civil works & deployment of solutions (disinfection systems, solar-powered water pumps, water tanks, piping)		330,000	730,000		1,060,000
<b>1.4.1. Installation of pilot collective rainwater harvesting systems in Sitangkai and Sibutu</b>		<b>200,000</b>	<b>20,000</b>		<b>220,000</b>
Services contract for deployment of rainwater harvesting solutions in Sibutu and Sitangkai Islands		200,000			200,000
Performance analysis, technical guidelines development done by project personnel			20,000		20,000
<b>1.4.2. Installation of pilot collective, gender-responsive sanitation systems in Sitangkai and Sibutu</b>		<b>380,000</b>	<b>20,000</b>		<b>400,000</b>
Performance analysis, technical guidelines development done by project personnel			20,000		20,000
Services contract for deployment of appropriate pilot sanitation systems		380,000			380,000
<b>2.1.1. Organization and establishment of water districts</b>	<b>30,000</b>	<b>20,000</b>			<b>50,000</b>

Consultancy contract for advisory services for the water service management system of Sibutu and Sitangkai Islands incl. periodic monitoring and evaluation	30,000	20,000			50,000
<b>2.1.2. Provision of digital solutions for payments and management of the water distribution system</b>		<b>40,000</b>			<b>40,000</b>
Services and equipment contract for internet access hardware, IT hardware, software and fees including installation and training		40,000			40,000
<b>2.1.3. Ongoing monitoring of groundwater quality and levels</b>		<b>20,000</b>	<b>20,000</b>	<b>20,000</b>	<b>60,000</b>
Consultancy contract for advisory services to support water district personnel in periodic monitoring of groundwater		20,000	20,000	20,000	60,000
<b>2.2.1. Coastal risk analysis and design of appropriate coastal zone management solutions to increase resilience of water infrastructure and ecosystems</b>	<b>60,000</b>				<b>60,000</b>
Consultancy contract for the coastal risk analysis and design of coastal zone management solutions	60,000				60,000
<b>2.2.2. Implementation of nature-based and infrastructure solutions for coastal zone management</b>		<b>315,500</b>	<b>308,500</b>		<b>624,000</b>
Civil works & deployment of coastal zone management solutions (nature-based solutions, infrastructure upgrading)		292,000	285,000		577,000
E&S Assessment for implementation of NBS and infrastructure solutions.		23,500	23,500		47,000
<b>2.3.1. Building capacity of LGUs in sustainable water and energy system management, with focus on equitable access to water for all groups, including specific needs of women and youth</b>	<b>30,000</b>	<b>30,000</b>	<b>10,000</b>	<b>10,000</b>	<b>80,000</b>
Consultancy contract for training modules development and delivery	30,000	30,000	10,000	10,000	80,000
<b>2.3.2. Introduction of health-related adaptation measures</b>		<b>20,000</b>	<b>20,000</b>	<b>20,000</b>	<b>60,000</b>
Consultations and training provided for the local health officers		20,000	20,000	20,000	60,000
<b>2.3.3. Capacity building of LGUs on mainstreaming gender and youth into policies and work in the context of climate change, and updating Local Climate Change Action Plans</b>			<b>40,000</b>	<b>20,000</b>	<b>60,000</b>
Workshops with gender consultants			20,000		20,000
Consultancy contract for the policy & regulatory support to LGUs. Revision of two Local Climate Change Action Plans.			20,000	20,000	40,000
<b>3.1.1. Development, pilot application and upscaling strategy of climate change adaptive and gender sensitive farming practices</b>	<b>129,000</b>	<b>129,000</b>			<b>258,000</b>
International consultants	5,000	5,000			10,000
Service providing for pilot application	70,000	70,000			140,000
Local travel, training costs, and goods	35,000	45,000			80,000
E&S Assessment for the development of farming practices and pilot applications	20,000	8,000			28,000
<b>3.1.2. Upscaling and mainstreaming good practices and SOPs among the seaweed producing communities across both islands.</b>		<b>115,000</b>	<b>115,000</b>	<b>115,000</b>	<b>345,000</b>
Services contract		85,000	85,000	85,000	255,000
Training and travel costs		30,000	30,000	30,000	90,000
<b>3.1.3 Build capacity of farming input suppliers for seaweed farming</b>		<b>200,000</b>			<b>200,000</b>
Construction of two seaweed nurseries, material support, advisory support		200,000			200,000
<b>3.1.4. Strengthening collective capacity, especially capacity of women in seaweed processing value chain through establishing and supporting women groups</b>		<b>29,000</b>	<b>29,000</b>	<b>22,000</b>	<b>80,000</b>
Consultancy contract for the training and awareness raising campaign. Direct advisory service and other costs such as travel and trainings		29,000	29,000	22,000	80,000
<b>3.2.1 Assessment of opportunities for value addition, development of business models for processing and support processing enterprises</b>		<b>75,000</b>	<b>90,000</b>	<b>48,000</b>	<b>213,000</b>
Consultancy contracts for development of business models, advisory and material support and other costs		75,000	90,000	48,000	213,000
<b>3.2.2 Undertake market assessment (local, national and export), identify demand partners in downstream industries (food, feed, agriculture and aquaculture, and other industrial use), facilitate B2B dialogue and establish market linkages.</b>		<b>35,000</b>	<b>25,000</b>	<b>20,000</b>	<b>80,000</b>
Organization of business events and B2B dialogue		35,000	25,000	20,000	80,000

<b>3.2.3 Support certification and traceability of seaweed-based products on safety, quality and sustainability requirements and standards, in line with market requirements.</b>			<b>90,000</b>	<b>10,000</b>	<b>100,000</b>
Consultancy contract to support certification		10,000	10,000	10,000	30,000
Subcontracts for establishment of traceability system		20,000	30,000	20,000	70,000
<b>3.3.1. Building community resilience through awareness raising of climate change and available adaptation solutions related to water management, including indigenous practices, with focus on gender, intersectionality and youth</b>	<b>30,000</b>	<b>30,000</b>	<b>30,000</b>		<b>82,000</b>
Organization of community events and training at barangay level (Women-targeted, youth-targeted))	28,000	28,000	26,000		82,000
<b>3.3.2 Establish partnership with research and scientific community to monitor climate change and other environmental impacts on seaweed farming and continuously improve practices for maintaining and optimizing performance of seaweed farms and reduce adverse impacts on coastal ecosystems.</b>	<b>26,000</b>	<b>27,000</b>	<b>27,000</b>		<b>80,000</b>
Consultancy contracts to executing partner	26,000	27,000	27,000		80,000
<b>3.4.1. Work with communities on developing strategies for economic diversification</b>		<b>25,000</b>	<b>25,000</b>		<b>50,000</b>
Consultations and workshops. Strategy document development with pilot initiatives and other costs		25,000	25,000		50,000
<b>3.4.2. Supporting vulnerable communities with alternative livelihoods, less climate-dependent with relevant capacity building</b>			<b>65,000</b>	<b>65,000</b>	<b>130,000</b>
Consultancy and services contract for direct advisory and material support for the communities pursuing alternative livelihoods and other costs			65,000	65,000	130,000
<b>4.1.1. Development of knowledge products</b>	<b>20,000</b>	<b>20,000</b>	<b>20,000</b>	<b>2,500</b>	<b>62,500</b>
Documentation of project lessons learnt (with focus on gender and youth) - reports prepared by project personnel	20,000	20,000	20,000		60,000
Communication professional services (formatting and design) for the development of the knowledge products.				2,500	2,500
<b>4.1.2. Knowledge dissemination</b>	<b>50,000</b>	<b>50,000</b>	<b>50,000</b>	<b>53,000</b>	<b>203,000</b>
Organization of site visits, study tours (gender and youth responsive)	30,000	30,000	30,000	30,000	120,000
Development of training modules, publications and media releases; online publishing	20,000	20,000	20,000	20,000	80,000
Communication professional services: (development and implementation of communications strategy for dissemination				3,000	3,000
<b>4.2.1. Consultation with relevant stakeholders for the development of gender-transformative scale-up strategy</b>		<b>40,000</b>			<b>40,000</b>
Organization of stakeholder consultations		40,000			40,000
<b>4.2.2. Development of a project concept for scale-up</b>			<b>50,000</b>		<b>50,000</b>
Project scale-up document developed (project concept funding application) by project personnel			50,000		50,000
<b>Total</b>	<b>564,000</b>	<b>3,986,000</b>	<b>4,082,000</b>	<b>420,000</b>	<b>9,052,000</b>

Total execution cost for the project is 159,940 USD. For execution of designated activities, UNIDO will receive 131,250 USD. For execution of activities of component 3 and 4, MinDA will receive 28,690 USD. execution cost will be utilized for:

- Staffing costs, consultant services
- Travel and office facilities
- Monitoring and evaluation, Reporting costs

Table 34. Project execution cost by budget lines

Activity	Responsibility	2025	2026	2027	2028	Total
Audit	MinDA	-	-	-	13,000	13000
PMU day to day management (including Annual Project Performance Reports, and the baseline report as part of the 1 <sup>st</sup> Annual Project Performance Report).	UNIDO	7,000	7,000	7,000	7,250	28,250
Inception Workshop and inception report including M&E plan	UNIDO	10,000	-	-	-	10,000

Formatted: Superscript

Specialist - E&S and Gender, supporting project monitoring and reporting (including USPs screening and analysis)	UNIDO	2,000	2,000	2,000	2,000	8,000
Communication specialist	MinDA	1,500	1,500	15,00	3,190	7,690
Project Steering Committee (PSC) Meetings	MinDA	2,000	2,000	2,000	2,000	8,000
Mid-term review	UNIDO			25,000		25,000
Project Terminal Evaluation					30,000	30,000
Travel and logistics related to execution of activities		7,500	7,500	7,500	7,500	30,000
<b>Total</b>		<b>30,000</b>	<b>20,000</b>	<b>45,000</b>	<b>64,940</b>	<b>159,940</b>

#### Implementing Entity Fees Estimate and Use

Project Management Fee charged by the Implementing Entity is 780,611 USD (8.5%), and breakdown of its usage is as below:

Table 35. Implementing Entity Fee breakdown

Senior Project Manager, including the cost of project development, monitoring and supervision	\$140,000
Corporate services, including administrative costs, and ensuring compliance with audit requirement	\$643,015
<b>Total</b>	<b>\$783,015</b>

#### H. Disbursement schedule

Table 36. Disbursement schedule

	Upon signature of Agreement	One Year after Project Start	Year 2	Year 3	Total
Project activities	\$564,000	\$3,986,000	\$4,082,000	\$420,000	\$9,052,000
Project execution cost	\$9,965	\$70,429	\$72,125	\$7,421	\$159,940
Implementing Entity Fees	\$48,787	\$344,796	\$353,101	\$36,331	\$783,015
<b>Total</b>	<b>\$622,752</b>	<b>\$4,401,225</b>	<b>\$4,507,226</b>	<b>\$463,752</b>	<b>\$9,994,955</b>

#### Milestones:

December 2025:	Completed detailed technical design of the water system and coastal zone management solutions Water districts established
December 2026:	Desalination plant and PV plant in Sitangkai deployed Digital system for water management deployed
December 2027:	Water distribution system in Sibutu and Sitangkai deployed and operational Deployed and operational pilot rainwater harvesting systems and pilot sanitation systems
June 2028:	Project scale-up concept developed



## PART IV: ENDORSEMENT BY GOVERNMENT AND CERTIFICATION BY THE IMPLEMENTING ENTITY

### A. Record of endorsement on behalf of the government<sup>2</sup>

*Provide the name and position of the government official and indicate date of endorsement. If this is a regional project/programme, list the endorsing officials all the participating countries. The endorsement letter(s) should be attached as an annex to the project/programme proposal. Please attach the endorsement letter(s) with this template; add as many participating governments if a regional project/programme:*

Atty. Analiza Rebuella- Teh Undersecretary Finance, Information Systems, and Climate Change National Designated Authority-Adaptation Fund Department of Environment and Natural Resources	Date: August 08, 2024
--	--------------------------

### B. Implementing Entity certification

*Provide the name and signature of the Implementing Entity Coordinator and the date of signature. Provide also the project/programme contact person's name, telephone number and email address*

I certify that this proposal has been prepared in accordance with guidelines provided by the Adaptation Fund Board, and prevailing National Development and Adaptation (Plans Ambisyon Natin 2040, The Philippine Development Plan 2023-2028, Nationally Determined Contribution, National Framework Strategy on Climate Change, National Climate Change Action Plan, National Adaptation Plan, National Disaster Risk Reduction and Management Plan, Philippine Water Supply Sector Roadmap, National Renewable Energy Program) and subject to the approval by the Adaptation Fund Board, commit to implementing the project/programme in compliance with the Environmental and Social Policy and the Gender Policy of the Adaptation Fund and on the understanding that the Implementing Entity will be fully (legally and financially) responsible for the implementation of this project/programme.

<b>M</b> Ms. Ganna Onysko  Senior GEF, GCF, AF Coordinator Division of Funding Partner Relations Directorate of Global Partnerships and External Relations United Nations Industrial Development Organization - UNIDO Implementing Entity Coordinator	
Date: February 10 <sup>th</sup> 2025	Tel. and email: +43 1 26026 3647  <a href="mailto:f.haidara@unido.org">f.haidara@unido.org</a> <a href="mailto:gef@unido.org">gef@unido.org</a> <a href="mailto:g.onysko@unido.org">g.onysko@unido.org</a>
Project Contact Person: Olga Rataj Industrial Development Officer	

Tel. And Email:  
o.rataj@unido.org

+43 1 26026 3379

## **ANNEXES**

- A. Environmental and Social Impact Assessment Study – main findings and Environmental and Social Management Plan**
- B. Consultation report – main findings**
- C. Gender Assessment and Gender Action Plan**
- D. Letter of Commitment of the land for the project**
- E. Letter of Endorsement from the Designated Authority**
- F. Tables for Reporting Adaptation Fund Core Impact Indicators**



**Letter of Endorsement by Government**

17 JAN 2025

**THE ADAPTATION FUND BOARD**

c/o Adaptation Fund Board Secretariat

Email: Secretariat@Adaptation-Fund.org

Fax: 202 522 3240/5

**Subject : HARNESSING THE WATER-ENERGY-FOOD NEXUS  
TO ADDRESS AND ADAPT TO CLIMATE CHANGE  
IMPACTS IN TAWI-TAWI**

In my capacity as Designated Authority for the Adaptation Fund in the Philippines, I confirm that the abovementioned national project proposal aligns with the government's national and regional priorities in implementing adaptation initiatives aimed at mitigating the detrimental effects and risks associated with climate change in the water management sector of Tawi-Tawi Province, Philippines.

As advised by the Adaptation Fund Board, I also confirm the increase in the project budget cost to USD 9.9 million and endorse the revised Project Document (ProDoc) incorporating the suggested additional project elements. If approved, the project will be implemented by the United Nations Industrial Development Organization and executed by the Mindanao Development Authority (MinDA).

Furthermore, in order to expedite the execution of the project upon approval, I ask UNIDO to share its experience and expertise in accessing the Fund through capacity building and knowledge management activities. This will help increase the nation's ability to carry out Adaptation Fund interventions locally.

Thank you.

Very truly yours,

**ATTY. ANALIZA REBUELTA-TEH**

Undersecretary

Finance, Information Systems and Climate Change  
and National Designated Authority-Adaptation Fund



بِسْمِ اللَّهِ الرَّحْمَنِ الرَّحِيمِ  
Republic of the Philippines

Bangsamoro Autonomous Region in Muslim Mindanao  
Province of Tawi-Tawi

**MUNICIPALITY OF SITANGKAI**

**OFFICE OF THE MUNICIPAL MAYOR**



July 29, 2024

**SEC. LEO TERESO A. MAGNO**

Chairperson  
Mindanao Development Authority  
14th Floor, Pryce Tower, Pryce Business Park  
JP Laurel Avenue, Davao City, Philippines 8000

Dear **Sec. Magno**:

**Re: Letter of Commitment to Allocate and Donate Land for the Solar-powered Desalination Facility in Sitangkai funded by Adaptation Fund**


This is in relation to the project on “**Harnessing the Water-Energy-Food-Nexus to Address and Adapt to Climate Change Impacts in Tawi-Tawi, Philippines**”, to be funded by the Adaptation Fund, implemented by the United Nations Industrial Development Organization (UNIDO), and co-executed by the Mindanao Development Authority (MinDA).

As understood, the project will implement and establish the solar-powered desalination facility to be located in the Municipality of Sitangkai, in order to supply and distribute clean potable water to the people of Sitangkai Island. In doing so, the project requires a minimum of one (1) hectare of land, where the solar-powered desalination facility will be constructed.

In this regard, the Municipality of Sitangkai is committing to donate a minimum of one (1) hectare of land, where this solar-powered desalination facility will be established.

This letter of commitment is issued in order to assure and ensure that the implementation of the project will be successfully done for the welfare and service of the people of Sitangkai Island of the Province of Tawi-Tawi.

Very truly yours,

  
**HADJI TIBLAN C. AHAJA**  
Mayor  
Municipality of Sitangkai

# ANNEX A. ENVIRONMENTAL AND SOCIAL IMPACT ASSESSMENT (ESIA) STUDY - MAIN FINDINGS and ENVIRONMENTAL AND SOCIAL MANAGEMENT PLAN

Development and Rehabilitation of the Potable Water Supply and an Improved Sanitation System in **Sibutu Island, Tawi-tawi**, Philippines and Development of a Desalination Facility Powered by 1.0 MWp Solar PV System for Potable Water Supply and an Improved Sanitation System in **Sitangkai Island, Tawi-tawi**, Philippines

**E.B. Taboada, A.S. Vallente, J.B. Taboada, M.K.O. Paler, J.A. Jaque,  
D.T. Jaque, and J.M.U. Lim**

ESIA Study Team

Revised Condensed Final Version

Updated on January 13, 2025

ABBREVIATIONS AND ACRONYMS .....	1
EXECUTIVE SUMMARY .....	2
1 INTRODUCTION .....	4
BACKGROUND OF THE PROJECT .....	4
ESIA STUDY AREA .....	4
PURPOSE OF THE ESIA STUDY AND KEY DELIVERABLES .....	4
SCOPE OF WORK .....	4
METHODOLOGIES AND APPROACHES .....	5
STUDY ACTIVITIES .....	5
THIS ESIA REPORT .....	5
2 POLICY LEGISLATIVE, REGULATORY, AND ADMINISTRATIVE CONSIDERATIONS .....	8
NATIONAL LAWS AND REGULATIONS .....	8
RELEVANT INTERNATIONAL LEGISLATION AND ENVIRONMENTAL ASSESSMENT REGULATIONS .....	12
OTHER MULTILATERAL ENVIRONMENTAL AGREEMENTS (MEAs) .....	12
WATER QUALITY .....	12
3 ANALYSIS OF ALTERNATIVES TO THE PROPOSED PROJECT .....	13
ANALYSIS OF ALTERNATIVES AND ITS ENVIRONMENTAL AND SOCIAL IMPACT .....	13
THE “NO PROJECT” OPTION .....	13
4 DESCRIPTION OF PROPOSED PROJECT AND JUSTIFICATION .....	14
GENERAL DESCRIPTION OF PROJECT .....	14
DETAILS OF THE PROJECT .....	14
5 DESCRIPTION OF THE PROJECT ENVIRONMENT AND SOCIAL CONTEXT .....	18
PHYSICAL ENVIRONMENT .....	18
BIOLOGICAL ENVIRONMENT .....	20
6 POTENTIAL ENVIRONMENTAL AND SOCIAL IMPACTS OF THE PROPOSED PROJECT .....	21
ENVIRONMENTAL IMPACTS .....	21
SOCIAL IMPACTS .....	24
7 ENVIRONMENTAL AND SOCIAL MANAGEMENT PLAN (ESMP) .....	27
ENVIRONMENTAL MANAGEMENT PLAN (EMP) .....	27
SOCIAL MANAGEMENT PLAN (SMP) .....	27
8 COORDINATION AND PUBLIC/NGO PARTICIPATION .....	59
INTRODUCTION .....	59
KEY FINDINGS DURING THE CONSULTATION MEETINGS WITH STAKEHOLDERS .....	ERROR! BOOKMARK NOT DEFINED.
PROJECT DISCLOSURE .....	59
9 SAFETY MEASURES DURING OPERATION .....	60
NATIONAL LAWS AND REGULATIONS .....	60
ENVIRONMENTAL AND SOCIAL MANAGEMENT PLAN (ESMP) .....	60
EMERGENCY RESPONSE POLICY PLAN (ERPP) .....	60
GRIEVANCE MANAGEMENT MECHANISM (GMM) .....	60
10 CONCLUSIONS .....	60
11 REFERENCES .....	61
12 ANNEXES .....	62

## ABBREVIATIONS and ACRONYMS

AF	Adaptation Fund
ASEAN	Association of South East Asian Nations

BARM	Bangsamoro Autonomous Region of Muslim Mindanao
BLGU	Barangay Local Government Unit
CIP	Clean-In-Place
COC	Code of Conduct
CNC	Certificate of Non-Compliance
DAO	Department Administrative Order
DENR	Department of Environment and Natural Resources
DOST	Department of Science and Technology
DPP	Diesel-fired Power Plant
DPWH	Department of Public Works and Highways
ECC	Environmental Compliance Certificate
EIA	Environmental Impact Assessment
EMB	Environmental Management Bureau
EMP	Environmental Management Plan
ESIA	Environmental and Social Impact Assessment
ESMP	Environmental and Social Management Plan
ESP	Environmental and Social Policy
ESSPP	Environmental and Social Safeguards Policies and Programs
EU-ASEP	European Union-Access to Sustainable Energy Program
GES	General Effluent Standards
GHG	Greenhouse gas
GMM	Grievance Management Mechanism
IEC	Informational-Educational Campaigns
IP	Indigenous Peoples
IWRM	Integrated Water Resources Management
LGU	Local Government Unit
LWUA	Local Waterworks Utilities Administration
MENRE	Ministry of Environment, Natural Resources, and Energy
MGB	Mines and Geosciences Bureau
MinDA	Mindanao Development Authority
MLGU	Municipal Local Government Unit
NAMRIA	National Mapping and Resources Information Administration
NPC-SPUG	National Power Corporation-Small Power Utility Group
NWRB	National Water Resources Board
PCIEERD	Philippine Council for Industry Energy and Emerging Technologies R&D
PD	Presidential Decree
PEISS	Philippine Environmental Impact Statement System
PMU	Project Management Unit
PPDO	Provincial Planning and Development Office
PNSDW	Philippine National Standards of Drinking Water
PSG/PAG	Project Steering/Advisory Group
RA	Republic Act
RE	Renewable Energy
RO	Reverse Osmosis
RETS	Renewable Energy Technologies for Seaweeds production
SMP	Social Management Plan
SIA	Social Impact Assessment
Solar PV	Solar photovoltaics
SWM	Solid Waste Management
SWRO	Sea Water Reverse Osmosis
TAWELCO	Tawi-Tawi Electric Cooperative
TOR	Terms of Reference
UNIDO	United Nations Industrial Development Organization
WASH	Water, Sanitation, and Hygiene
WQG	Water Quality Guidelines
WQS	Water Quality Standards
WSP	Water Service Provider

## EXECUTIVE SUMMARY

This abridged report presents the findings of an Environmental and Social Impact Assessment (ESIA) study carried out for the development of potable water supply and improved rainwater harvesting and sanitation systems in Sibutu and Sitangkai Islands, Tawi-Tawi, Philippines.

Given their geographic location, Sibutu and Sitangkai island communities have serious water supply issues. The province struggles with intermittent and unreliable access to clean drinking water, leading many to resort to unsafe or environmentally unfriendly practices like deep well drilling in search of water. Moreover, since potable water is scarce in these communities, residents mostly source them from the mainland at higher costs. Their vulnerability, especially that of



Sitangkai, is intensified when adverse weather impedes them from traveling to neighboring islands to source vital supplies.

Efficient, and culturally appropriate mitigation measures are provided in the project's Environmental and Social Management Plan (ESMP); and to understand and recommend comprehensive arrangements for the ESMP implementation, monitoring, and engagement strategy.

The climate projection in the next 50 years indicates that all areas of the Philippines will get warmer, more so during the relatively warmer summer months. Mean temperatures in all areas in the Philippines are expected to rise by 1.8°C to 2.2°C by 2050. As a result, there is generally a decreasing trend in rainfall in Mindanao, where Sibutu and Sitangkai Islands are situated, especially by 2050. Eventually, this could worsen the already serious water supply issues in these areas. Thus, to be able to adapt to the effects of climate change, a more efficient and reliable source of potable water is needed. Verified through physical site inspections, four (4) ground water resources have been identified from four barangays on the island of Tumindao, belonging to Sitangkai. However, results on the water quality analysis in these shallow wells indicate that the nature of the ground water is brackish and therefore is not clean, safe, nor potable. In the case of Sibutu Island, there are at least 18 verified sites for groundwater sources, such as dug/bore wells, but all are unprotected and water is untreated.

The proposed project is focused on the (1) development and rehabilitation of physical infrastructures for water supply and distribution; more specifically, a desalination facility powered by 1.0 MWp solar PV system in Sitangkai Island and rehabilitation of the physical infrastructures for potable water supply and distribution in both islands of Sibutu and Sitangkai; and (2) institutional strengthening and behavioral change through the implementation of an integrated water resource management (IWRM) system, educational and awareness programs on water, sanitation, and health (WASH), and proper solid waste management system. Capacities in improving seaweed farming is done with the availability of clean potable water, leveraging on indigenous and traditional knowledge, enriched with scientific innovations and tools. Coastal zone management solutions are introduced for water security and ecosystem resilience. In addition, building the island communities resilience is supported by providing capacities to develop alternative livelihoods which are less climate-dependent. A detailed description of the project components is presented in the project proposal.

The solar-powered 1,000 CMD seawater reverse osmosis (SWRO) desalination facility is evaluated, and the resulting adverse effects mitigated as far as possible. This environmental and social impact assessment (ESIA) is an adequate instrument for a systematic procedure in identifying and evaluating all potential impacts of a proposed project, and for developing appropriate mitigation measures and alternatives, such as modifications to the process or alternative project sites. As an ESIA is project- and location-specific, the scope of this study is to present a complete overview of all potential impacts and corresponding mitigation measures.

Together with the SWRO desalination facility, a 1 MWp solar PV power plant is proposed in Sitangkai Island, along with storage batteries and controls to be connected to the desalination facility. The renewable energy source is expected to generate 1.64 gigawatt-hours (GWh) of electricity and avoid at least 1,200 tons of carbon dioxide equivalent greenhouse gas emissions per year. The solar PV power plant and its associated facilities will require approximately 0.8-1.0 hectares and will be located in Barangay Tongmageng, Sitangkai. This is adjacent to a currently established 1 MWp solar PV-diesel hybrid power plant being developed to augment the electricity production in the island. It is proposed therefore that any excess energy produced by the new 1 MWp solar PV power plant attached to the desalination plant can be sold to the grid, thereby increasing the renewable energy penetration and grid stability for the island.

The majority (80%) of the people on these islands belong to the Sama ethnic group. The remaining 20% are distributed into minor ethnic tribes and sub-tribes such as Tausug, Pangutaran, Manubbul, Badjao, and Christian settlers. Moreover, the majority of the population are Muslims while the remaining percentage is distributed among Catholic and other religions. *Sinama* dialect is spoken and used by almost ninety percent (90%) of the local population in their everyday interaction. **No issue of resettlement was observed since the project sites do not involve and affect territories inhabited by indigenous peoples.** Thus, the environmental and social issues regarding this concern are not anymore addressed in detail.

The proposed activities related to the main project components include site preparation, construction works with trenching and excavation, laying of pipelines, testing, and solid replacement; installation of the 1,000 CMD desalination facility powered by 1 MWp solar PV energy source and development of the surrounding area for installation of support and auxiliary facilities, rehabilitation of water supply sources and distribution networks, development of communal rainwater catchments and improved communal sanitation infrastructures. Further, it capacitates the communities to improve seaweed farming by demonstration of good farming practices and the provision of nurseries (operated by women and youth) to distribute more disease-resistant seedlings. Other alternative livelihoods which are less climate-dependent are also developed for individuals or communities to promote economic diversification. Nature-based solutions such as mangrove reforestation are carried out to enhance coastal zone management for water security and ecosystem resilience.

The negative impacts caused by the project activities, specifically during the construction period are generally short-term, temporary, and reversible which can be reduced or eliminated by appropriate mitigation measures. Many of these negative impacts will only occur at active construction sites and are temporary. The potential adverse impacts are manageable if the mitigation measures defined and presented in the ESMP are followed. The only less predictable impacts which cause the most vulnerability are those related to climate risks and marine ecosystem biodiversity risks but will be considered in all stages of the project implementation and in the rehabilitation of physical structures. The ESIA includes an Environmental and Social Management Plan (ESMP) which details the mitigation measures, monitoring, institutional responsibilities, and capacity building. The relevant ESMP provisions should also be included in the bid and contract documents during project implementation.



**In conclusion, the anticipated benefits of the project are very significant to the people and the environment of both Sibutu and Sitangkai Islands. The ESIA has found that no major short-term nor cumulative environmental or social impacts are likely to occur because the project ensures that the ESMP is updated, implemented, and monitored. The overall environmental and socio-economic benefits of the project outweigh the potential adverse environmental and social impacts that may occur.**

## **1 INTRODUCTION**

Recently, several studies have provided guidelines and suggestions to improve the sustainability and efficiency of the water and energy supplies of remote, off-grid communities, with small island communities receiving special attention within the energy-water nexus domain considering the unique challenges of these communities, with several case studies underpinned in the Philippine context [1, 2, 3, 4, 5, 6, 7]. A common energy-water nexus approach, widely adopted, is to optimally design a hybrid energy system which combines renewable electricity generation with conventional power sources and storage technologies [8].

### **Background of the Project**

The project “Harnessing the water-energy-food nexus to address and adapt to climate change impacts in Tawi-Tawi” will be implemented in the two island municipalities (Sibutu and Sitangkai) in the province of Tawi-Tawi, Bangsamoro Autonomous Region in Muslim Mindanao (BARMM), Philippines. It is targeting the water security issue in these two island municipalities. The islands are increasingly affected by climate change through a sea-level rise (saline water intrusion) and more unpredictable rains, affecting water resources available for the communities on the islands.

Prior to the implementation of this project, the Environmental and Social Impact Assessment (ESIA) study must be accomplished to ascertain the project’s potential positive and negative impacts on the communities and the environment.

### **ESIA Study Area**

Tawi-Tawi (5°12'00" N 120°05'00" E) is an island province in the Philippines located in the Bangsamoro Autonomous Region in Muslim Mindanao (BARMM). Seaweed farming is the main source of livelihood of the indigenous people in the province, including the Samals, Tausugs, and Badjaos. The island province is among the poorest and least electrified provinces in the country. The islands of Sibutu and Sitangkai lie beside each other and are approximately 50 kilometers off the coast of Bongao, capital of Tawi-Tawi province. Sibutu (4°51'N, 119°28'E) is a coastal municipality with 16 barangays and a land area of 285.32 square kilometers. Sitangkai (4°39'42"N, 119°23'31"E) is also a coastal municipality with sprawling mud flats and sea grass beds, with 9 barangays and a land area of 792 square kilometers.

### **Purpose of the ESIA Study and Key Deliverables**

The Environmental and Social Impact Assessment (ESIA) study aims to identify possible positive and negative impacts that this proposed project may have on the environment and communities, including the environmental, biodiversity, cultural heritage, and socio-economic aspects. The purpose of the ESIA is to ensure that stakeholders are fully informed, and decision-makers consider the resulting environmental and social impacts, both negative and positive, and put in place mechanisms and safeguards to address these impacts. The ESIA is to comply with the legal procedures of the project counterpart as well as the policy guidelines of the financing institutions.

The result of this work is the full report on the Environmental and Social Impact Assessment for the development and rehabilitation of water supply, improvement of rainwater harvesting and sanitation systems in both islands. The report is prepared in compliance with the guidelines and regulations of the following:

- National laws and/or regulations on environmental reviews and impact assessments;
- Environmental policy of the Philippines and the Bangsamoro Autonomous Region of Muslim Mindanao (BARMM), where Tawi-Tawi belongs, and the related documents;
- Environmental assessment regulations of the Adaption Fund; and
- Environmental assessment regulations of UNIDO.

### **Scope of Work**

The major focus of the Environmental Impact Assessment (EIA) study contains a detailed description of the project focusing on aspects that could potentially have an impact on the physical and biological environment. It is directed to the water and wastewater standards and environmental assessment including marine environment impacts, land impacts, water quality impacts, noise impacts, solid waste, and economic impacts at different phases of project development such as:

- **Pre- and Construction activities:** land clearing and site preparation; construction of access routes; construction of infrastructure (e.g., desalination facility with 1.0 MWp solar PV power plant and auxiliary units, rehabilitation of existing wells for domestic purposes, water supply and distribution networks, demonstration pilots of communal rainwater catchment and improved sanitation systems), nurseries for seaweed farming, demo centers for alternative livelihoods, workshops, and other necessary common facilities and related facilities of water supply systems; and
- **Post-construction or operational activities:** maintenance of water supply and distribution systems and desalination plant (with special focus on wastewater discharge and process waste), maintenance and operation of nurseries for seaweed farming, and demo centers for alternative livelihoods.

On the other hand, the major focus of the Social Impact Assessment (SIA) study contains the description of the project focusing on those aspects that could potentially have an impact on the social environment. It is directed to the socio-economic impacts at different phases of water supply system with treatment facility development, as follows:

- **Pre-construction activities:** relocation of housing that may be displaced from the facility territory or otherwise displaced by the project;
- **Construction activities:** land clearing and site preparation; construction of access routes; construction of infrastructures, commercial and social facilities, workshops, warehouses, and other necessary common facilities and related facilities; and
- **Post-construction or operational activities:** impounding, filling, and maintenance of the facility areas as well as operation and maintenance of the developed and or rehabilitated infrastructures and collection centers, etc.

## Methodologies and Approaches

**Scoping, Surveys, and Consultation**, involving the local, municipal, and provincial government units and the island communities. The activities include public consultations, key informant interviews, focus group discussions, and surveys on households and direct stakeholders of the project. All the activities were conducted considering that the project is classified as “**Category B**” based on the E&S screening and categorization outcome of UNIDO ESSPP. Table 1.1 shows the summary of the **Adaptation Fund ES Policy Principles and UNIDO ESSPP Operational Safeguards (OS) triggered during the E&S screening**. There are 12 AF ESP principles and 9 corresponding equivalent UNIDO ESSPP OS which are triggered to be relevant during the E&S screening. The remaining ones are noted by adding them at the bottom of the table, in case these will be triggered and will become relevant during the project implementation period. The designed ESMP will handle, monitor and assess such eventualities.

**Data Collection and Analysis**, which cover noise impact assessment, air quality impact assessment, wastewater effluent assessment, solid waste assessment, site location and local conditions, and the proposed environmental and social monitoring protocols. Socio-economic issues, which include social impacts, which can affect the local population in the construction and operation of the water treatment facility (e.g., desalination, chlorination, etc), in the process of land acquisition for the development of the infrastructure and employment situations in the process, are investigated. Studies on the potential impacts also consider the 3 phases of pre-construction, construction, and post-construction activities, where socio-economic impact monitoring is also proposed.

**Report Preparation.** The report preparation includes the inception and site reconnaissance report, baseline data analysis, scoping, surveys, on-site visits, interviews impact identification and prediction, mitigation management, social monitoring, and public consultation process. This also includes the ESIA Final Report with the relevant annexes and information. ESIA reports follow the templates and guidelines as required by national law and funding agencies.

## Study Activities

The following activities were facilitated and implemented with the ESIA:

- 1 integration of a specialized team of experts required to undertake the ESIA study;
- 2 the conduct of visits, with a team of experts, to the sites for carrying out site reconnaissance and data collection, in conjunction with the concerned authorities;
- 3 the conduct, using a specialized team of experts, several baseline studies, covering all spectrum of analysis relevant to the construction and operation of potable water supply and distribution system with filtration and disinfection units, the desalination facility including water supply system, powered by 1.0 MWp solar PV power plant, improved rainwater harvesting and the sanitary systems;
- 4 assessment of the environmental and social impacts of the construction and operation activities;
- 5 development of an environmental and social management and monitoring plan to manage these impacts; and
- 6 compile, edit and prepare for final print a Final Environmental and Social Impact Assessment (ESIA) Report containing standardized parts of the study Report for Sibutu and Sitangkai Islands in Tawi-Tawi, Philippines.

## This ESIA Report

The document contains the policy, legal, and regulatory framework, details of the proposed project components, baseline environmental and social data, potential environmental and social impacts of the project and their mitigation measures. It also introduces the environmental management measures, environmental management plan (EMP), social management plan (SMP), and the responsibilities of the environmental specialists/experts of the project implementer as well as the methods and results of the community engagement process during the different stages of the project planning, which can be updated during the implementation phase. A Grievance Management Mechanism (GMM) is also included as part of the environmental and social safety and safeguard measures for the project based on UNIDO and Adaptation Fund policies and regulations.

**Table 1-1. Adaptation Fund ES Policy Principles and UNIDO ESSPP Operational Safeguards Triggered during Environmental and Social Screening**

*This table presents Operational Safeguards (OS) which were triggered during the initial screening of the project. The information provided in the table reflects the stage of initial screening, outlines the steps that were foreseen, and confirms whether these are still applicable. References to a future ESIA are included in the table (which has since been carried out).*

Adaptation Fund ESP Principles	UNIDO ESSPP Operational Safeguards	Details of specific project activities and potential E&S impacts for the OS trigger	Why OS remains relevant during project implementation?	Relevance of OS (Yes/No)
<b>AF ESP Principle 9: Protection of Natural Habitats</b>  <b>AF ESP Principle 10: Conservation of Biological Diversity</b>	<b>OS 2: Protection of Natural Habitats and Biodiversity</b>  1. Could the project/programme directly or indirectly undertake any activities located in natural habitats?	Seaweed farming may potentially impact natural ocean habitats (including coral reefs and mangroves and its role for fish populations); therefore, any potential risks on these habitats will be analyzed as part of the Environmental and Social Impact Assessment (ESIA) and related mitigation actions will be proposed in the Environmental and Social Management Plan (ESMP). Nature-based solutions for coastal zone management are also screened to promote the intended protection of natural habitats and biodiversity.	The related mitigation actions need to be implemented, monitored, evaluated, and documented during the project period and beyond, to ascertain that the project does not cause any negative impact to the natural habitats.	YES
<b>AF ESP Principle 9: Protection of Natural Habitats</b>  <b>AF ESP Principle 10: Conservation of Biological Diversity</b>	<b>OS 2: Protection of Natural Habitats and Biodiversity</b>  2. Could the project/programme directly or indirectly use natural resources, e.g., plantation forestry, commercial harvesting, agriculture, livestock, fisheries and aquaculture?	The project may be indirectly affecting aquaculture (seaweed farming) and other identified alternative livelihood causing increase in its scale and sustainability. The ESIA and the ESMP will identify specific potential negative impacts of project activities on the environment (biodiversity, key ecosystems, and natural habitats) and propose related mitigation measures to address such risks.	The proposed related mitigation measures in the ESMP need to be implemented, monitored, evaluated, and documented during the project period and beyond to ensure sustainability of the project.	YES
<b>AF ESP Principle 7: Indigenous Peoples</b>  <b>AF ESP Principle 3: Marginalized and Vulnerable Groups</b>  <b>AF ESP Principle 5: Gender Equality and Women Empowerment</b>  <b>AF ESP Principle 14: Physical and Cultural Heritage</b>	<b>OS 4: Indigenous People</b> <b>OS 6: Cultural Heritage</b> <b>OS 10: Community Health, Safety and Security</b>  5. Could indigenous peoples (IP), including those living in voluntary isolation, be present in the project/programme's area of influence and would the project/programme have any impact on their livelihoods, lands, etc.? Will the IP be direct beneficiaries/ stakeholders in the project/programme?	The ESIA will confirm on the presence of indigenous peoples (IPs) in the project areas. The ESIA will also assess any potential impacts on indigenous peoples (IPs), marginalized groups, and vulnerable groups and the ESMP will define specific mitigation actions to respect, conserve and maintain the knowledge, innovations and practices of indigenous and local communities, as well as to protect and encourage customary use of biological resources in accordance with traditional cultural practices that are compatible with conservation or sustainable use requirements.  The above activities will be carried out through a Free, Prior and Informed Consent (FPIC) process to: (a) ensure a positive engagement of IPs, marginalized groups, and vulnerable groups in the project activities; (b) avoid adverse impacts, or when avoidance is not possible, minimize, or compensate for such effects; (c) tailor benefits in a culturally appropriate way. Based on the outcomes of the FPIC consultative process, the project team will consider whether there is a need to develop an Indigenous Peoples Plan (IPP), in accordance with UNIDO ESSPP.	The project activities and its potential impacts on IPs, marginalized groups, and vulnerable groups will be continuously identified and defined during the project implementation period to ensure that appropriate mitigation measures are done appropriately, monitored, evaluated, and documented properly, to ensure the protection and respect of the rights of these groups.  For example, the project aims to provide sustainable potable water supply and implement the Level III water distribution to all people and communities of the selected project sites. The activities associated herewith and all other project activities will always consider the FPIC consultative process of these groups.	YES
<b>AF ESP Principle 6: Core Labour Rights</b>	<b>OS 8: Labour and Working Conditions</b>  9. Could the working environment pose a potential threat to technical staff (e.g. gas leakage, PCB oil spillage, exposure to chemicals and/or other hazardous materials, electric shocks, use of potentially hazardous tools, machinery and equipment, exposure to heights, etc.)?	During the value-addition and processing of sea products, including the operation and maintenance of nurseries for seaweed farming, equipment may be installed and operated. In this regard, standard operational health and safety (OHS) procedures will be introduced and followed. The specific potential risks and related mitigation measures will be assessed as part of the ESIA and ESMP.	During project implementation, there is a need to ensure that the standard operational health and safety procedures are followed properly, monitored, evaluated, and documented, including the specific potential risks and related mitigation measures as part of the ESMP implementation.	YES

Adaptation Fund ESP Principles	UNIDO ESSPP Operational Safeguards	Details of specific project activities and potential E&S impacts for the OS trigger	Why OS remains relevant during project implementation?	Relevance of OS (Yes/No)
<b>AF ESP Principle 6: Core Labour Rights</b>  <b>AF ESP Principle 11: Climate Change</b>  <b>AF ESP Principle 12: Pollution Prevention and Resource Efficiency</b>	<b>OS 8: Labour and Working Conditions</b> <b>OS 9: Resource Efficiency and Pollution Prevention</b>  10. Could the project directly and/or through a third party: (i) generate or cause generation of solid, liquid or gaseous waste/emissions; (ii) use, cause use of, or manage the use, storage or disposal of hazardous materials and chemicals, including pesticides; (iii) significantly consume or cause consumption of water (> 5,000 m3/day), energy, or other resources?	<p>The project may cause generation of waste (waste membranes for desalination – reverse osmosis) as well as discharge of brine into the ocean, when this is the chosen approach, this will be further analyzed during the ESIA. In the promotion of alternative livelihoods, wastes can also be generated; relevant measures will be undertaken to minimize/eliminate negative environmental and social impact.</p> <p>Specific measures will be proposed in the ESMP to mitigate the impact on the environment of waste produced by project activities.</p>	<p>The wastes generated by the desalination facility will be treated accordingly following the ESIA and ESMP mitigation measures, in accordance with the requirements and regulations of the law. The same is carried out for wastes generated in the development of alternative livelihood. The Environmental Certificate of Compliance (ECC), as required by law, will be maintained during and beyond project implementation.</p>	YES
<b>AF ESP Principle 13: Public Health</b>	<b>OS 10: Community Health, Safety and Security</b>  11. Could the project pose risks and have potential negative impacts to the health, safety and security (e.g., potential risks associated with project-related civil works, potential for community exposure to water-borne, water-based, water-related, and vector-borne diseases, and communicable diseases) of the project-affected communities during its lifetime?	<p>Potential risks from project activities on the community health, safety and security from the perspective of COVID- 19 pandemic will be duly considered as part of the ESIA and ESMP. All necessary prevention and mitigation measures will be undertaken to minimize the risks, including, amongst others, the use of personal protective equipment, physical distancing, personal hygiene, cleaning and disinfection, ventilation and other administrative and engineering controls, and will be updated on an ongoing basis following the national guidelines and recommendations.</p>	<p>During and beyond project implementation, public health or community health, safety and security is of utmost importance. Thus, any potential risk leading to negative impact should be mitigated or avoided, as much as possible. The ESMP must be implemented, monitored, evaluated and documented during and beyond the project.</p>	YES
<p>The following AF ESP principles that always apply:</p> <p><b>AF ESP Principle 1: Compliance with the law;</b></p> <p><b>AF ESP Principle 4: Human Rights;</b></p> <p><b>AF ESP Principle 6: Core Labour Rights</b></p>	<p>The following UNIDO ESSPP OS always apply:</p> <p><b>OS 1: Environmental and Social Assessment</b></p> <p><b>OS 11: Information Disclosure</b></p> <p><b>OS 12: Accountability and Grievance System</b></p>	<p>The 3 AF ESP principles 1, 4, and 6 always apply to all AF projects.</p> <p>The OS 1, 11, and 12 are the overarching safeguards providing framework for the required E&amp;S screening and assessment that all UNIDO projects should undergo.</p>	<p>These are the main ESP principles that always apply to all AF projects.</p> <p>These are the overarching safeguards for all UNIDO projects.</p>	YES
<b>NOT SPECIFICALLY TRIGGERED DURING E&amp;S SCREENING</b>				
<b>AF ESP Principle 2: Access and Equity</b>		This AF ESP principle will be noted during project implementation period. The ESMP may be updated during the inception phase.	Not relevant during E&S screening	-
<b>AF ESP Principle 8: Involuntary Resettlement</b>	<b>OS 3: Involuntary Resettlement and Land Acquisition</b>	This will be noted during project implementation period. The ESMP may be updated during the inception phase.	Not relevant during E&S screening	-
<b>AF ESP Principle 15: Land and Soil Conservation</b>	<b>OS 3: Involuntary Resettlement and Land Acquisition</b>	This will be noted during project implementation period. The ESMP may be updated during the inception phase.	Not relevant during E&S screening	-
-	<b>OS 5: Pest Management</b>	Not relevant	Not relevant	NO
-	<b>OS 7: Safety of Dams</b>	Not relevant	Not relevant	NO



## 2 POLICY LEGISLATIVE, REGULATORY, AND ADMINISTRATIVE CONSIDERATIONS

### National Laws and Regulations

Table 2.1 presents the relevant laws and regulations, with further elaborations below, covering the scope of developing and rehabilitating a potable water supply system with filtration and disinfection units, a desalination facility for potable water supply and distribution, and the improvement of rainwater harvesting and sanitation systems in Sibutu and Sitangkai Islands.<sup>1</sup> Main laws include:

- **Presidential Decree (PD) 1586: Environmental Impact Assessment Law.** This project is required to undergo an Environmental Impact Assessment (EIA) by virtue of Presidential Decree (PD) 1586 of 1978, otherwise known as the Philippine Environmental Impact Statement System (PEISS). An approved Environmental Compliance Certificate (ECC) or its equivalent (such as the Certificate of Non-Compliance or CNC) as appropriate, must be issued by the Department of Environment and Natural Resources (DENR), and in the case of BARMM where the study site belongs, by the Ministry of Environment and Natural Resources and Energy (MENRE), which still follows the PEISS. According to the updated guidelines in the Environmental Management Bureau Memorandum Circular No. 2014-005 (EMB MC 2014-005) or the Revised Guidelines for Coverage Screening and Standardized Requirements under the PEISS, the project is under **Category B (3.1.3. Water Supply Projects with Water Source and Treatment including desalination, reverse osmosis, others)**, classified as **Non-Environmentally Critical Project (Non-ECP)**.<sup>2</sup> As such, the project is required an Environmental Impact Statement (EIS). The integration of a 1.0 MWp Solar PV power facility falls under **Category D (3.2.7. Renewable energy projects with ≤ 5 MW total power capacity)**, classified as **Non-Environmentally Critical Project (Non-ECP)**, which is not covered and may only secure a Certificate of Non-Compliance (CNC).<sup>3</sup> Overall, this project seeks to clinch the approval of the ECC under Category B (Non-ECP).
- **Republic Act 9275: Philippine Clean Water Act of 2004.** This is an Act providing for a comprehensive water quality management system in the Philippines. Among its policies, the Act requires the formulation of a holistic national program of water quality management that recognizes that its issues cannot be separate from concerns about water sources and ecological protection, water supply, public health, and quality of life (Section 2c). Further, it mandates the LGUs to have the shared responsibility in the management and improvement of water quality within their territorial jurisdictions. In addition, it mandates the DPWH to formulate and implement the national sewerage and septage management program (Section 7) and tasked the LGUs to implement the program, including sewage collection, treatment, and disposal (Section 8) in their respective jurisdictions.
- **Presidential Decree (PD) 856 of 1976: Sanitation Code of the Philippines.** As amended and modified by the Philippine Clean Water Act (RA 9275) described above, this covers the national sanitation management program, whereby LGUs shared the responsibility of ensuring the implementation and enforcement of the domestic water, sanitation, and hygiene (WASH) programs in their respective jurisdictions.
- **Republic Act 9003 of 2000: Ecological Solid Waste Management Act.** This is an Act providing for an ecological solid waste management program, which set the guidelines and targets for solid waste avoidance and volume reduction through source reduction and waste minimization measures, including composting, recycling, reuse, recovery, and others, before collection, treatment, and disposal in appropriate and environmentally-sound solid waste management facilities in accordance with ecologically sustainable development principles (Section 2c). Further, it mandates the LGUs to be primarily responsible for the implementation and enforcement of the holistic solid waste management and the rest of the relevant provisions of the Act within their respective jurisdictions (Section 10).
- The **Integrated Coastal Management (ICM)** comprises those activities that achieve sustainable use and management of economically and ecologically valuable resources in the coastal areas which consider interaction among and within resource systems as well as those of humans and their environment. The major legislations that influence DENR's role in coastal area management are elaborated in these guidebooks.<sup>4</sup>

The rest of the relevant laws such as the **Toxic Substances and Hazardous Waste Management Act (RA 6969)**, **Environmental Awareness and Education Act of 2009 (RA 9512)**, and **Clean Air Act of 1999 (RA 8749)**, are also very clear in delineating the guidelines and regulations covering subject matters as applicable to this proposed project, whereby LGUs have shared responsibilities in implementing and enforcing such laws within their jurisdictions.

---

<sup>1</sup> <https://emb.gov.ph/laws-and-policies-3/>

<sup>2</sup> DENR Revised Guidelines for Coverage Screening and Standardized Requirements under the PEISS, p 23.

<sup>3</sup> Ibid, p 24.

<sup>4</sup> DENR Legal and Jurisdictional Guidebook for Coastal Resource Management in the Philippines; DENR-DA Coastal Law Enforcement, Philippine Coastal Management Guidebook Series 8, 2001.

**Table 2-1. Relevant policies and laws to be covered by the project as triggered by the AF ESP Principles and UNIDO ESSPP Operational Safeguards**

Adaptation Fund ES Policy Principles	UNIDO ESSPP Operational Safeguards	Relevant Philippine Laws and Regulations	Implementing Agency/ies and short description
<p><b>AF ESP Principle 9: Protection of Natural Habitats</b></p> <p><b>AF ESP Principle 10: Conservation of Biological Diversity</b></p>	<p><b>OS 1: Environmental and Social Assessment</b></p> <p><b>OS 2: Protection of Natural Habitats and Biodiversity</b></p>	<p>Presidential Decree (PD) 1586, Philippine EIS System and DENR Administrative Order (AO) 2003-30;</p> <p>Philippine Clean Water Act of 2004 (RA 9275); Sanitation Code of the Philippines (PD 856); Philippine National Standards for Drinking Water, PNSDW DAO 2017-0010;</p> <p>Ecological Solid Waste Management Act (RA 9003); Toxic Substances and Hazardous Waste Management Act (RA 6969); Environmental Awareness and Education Act of 2009 (RA 9512); Clean Air Act of 1999 (RA 8749); Republic Act (RA) 6541, amending PD 1096, National Building Code of the Philippines; Presidential Decree (PD) 1151, Philippine Environment Policy; PD 1152, Philippine Environment Code; RA 8550, Philippine Fisheries Code; RA 9147, Wildlife Resources Conservation and Protection Act; PD 1559, Revised Forestry Code; RA 8435, Agriculture and Fisheries Modernization Act;</p> <p>Legislations covering integrated coastal resource management in the Philippines as elaborated in the DENR Legal and Jurisdictional Guidebook for Coastal Resource Management in the Philippines &amp; DENR-DA Coastal Law Enforcement, Philippine Coastal Management Guidebook Series 8, 2001.</p>	<p><b>Department of Environment and Natural Resources (DENR)/BARMM MENRE.</b> This law (PD 1586) requires all projects, depending on size/scale and location, to undertake an environmental impact assessment and secure an Environmental Compliance Certificate (ECC) based on the PEISS guidelines. Projects generating insignificant and manageable impacts may secure the Certificate of Non-Coverage (CNC) from DENR/BARMM-MENRE.</p> <p>All other relevant laws listed herein address potential environmental impacts that may occur during the civil works for infrastructure, energy supply, water supply and distribution systems, rainwater harvesting systems, and sanitation systems. During the operation of facilities, it is expected that wastes (e.g., wastewater) will be generated. Activities that will require water abstraction (water supply and distribution) can potentially cause impacts on sustainability of the resource, biodiversity and fisheries. These are mitigated or avoided by complying with the required environmental, building, water permits, and other applicable regulations.</p> <p>In addition, the project's implementation of nature-based solutions for coastal zone management to enhance water security and ecosystem resilience, will be guided by the collection of legislations on the subject matter.</p> <p>Social risks are related to potential disturbance (e.g., noise/odor pollution) during construction phase.</p>
<p><b>AF ESP Principle 7: Indigenous Peoples</b></p> <p><b>AF ESP Principle 3: Marginalized and Vulnerable Groups</b></p> <p><b>AF ESP Principle 5: Gender Equality and Women Empowerment</b></p>	<p><b>OS 4: Indigenous People</b></p>	<p>RA 8371 of 1997, Indigenous Peoples Rights Act; RA 11054 of 2018, Organic Law for the Bangsamoro Autonomous Region in Muslim Mindanao</p>	<p><b>National Commission on Indigenous Peoples (NCIP)/BARMM.</b> The Indigenous Peoples Rights Act (IPRA) is generally consistent with requirements of AF ESP Principle 7 and OS 4. The law contains elements fostering full respect for the rights, dignity, aspirations, identity, culture, and natural resource-based livelihoods of indigenous peoples (Ips)/indigenous cultural communities (ICCs) and the mechanisms for development initiatives to avoid adverse impacts on Ips/ICCs, or when avoidance is not possible, to minimize, mitigate, and or compensate for such impacts. Meaningful consultations, free prior and informed consent (FPIC), and grievance redress mechanisms are observed across the development stages. Meaningful consultations are also provided for Ips/ICCs outside their ancestral domains and lands (Ads/ALs) under IPRA and other Philippine laws though procedures are less rigid compared to Ips/ICCs within Ads/ALs. In addition, RA 11054 (Bangsamoro Organic Law) covering BARMM, has provisions that further protect the rights of Muslims and non-Moro Indigenous Peoples in Tawi-Tawi.</p>

Adaptation Fund ES Policy Principles	UNIDO ESSPP Operational Safeguards	Relevant Philippine Laws and Regulations	Implementing Agency/ies and short description
AF ESP Principle 14: Physical and Cultural Heritage			
AF ESP Principle 14: Physical and Cultural Heritage	OS 6: Cultural Heritage	RA 10066 of 2009, Philippine Cultural Heritage Act	This law is applicable to the project which triggers AF ESP Principle 14 and UNIDO ESSPP OS 6. The ESMP ensures that any chance finds or other physical cultural resources, are identified and that a chance find procedure is implemented which requires identification and preservation of any areas of potential cultural importance or artifacts based on the <b>National Commission for Culture and the Arts (NCCA)</b> guidelines and rules under the law.
AF ESP Principle 6: Core Labour Rights	OS 8: Labour and Working Conditions	<p>Republic Act 6715, Labor Code of the Philippines; Civil Service Law (PD 807);</p> <p>Republic Act 11058 and DOLE Department Order (DO) 198-2018, Occupational Safety and Health Standards Act;</p> <p>RA 11313 of 2018, Safe Spaces Act;</p> <p>Republic Act 7877 of 1995, Anti-Sexual Harassment Act;</p> <p>Republic Act 10771 of 2006, Philippine Green Jobs Act</p>	<p><b>Department of Labour and Employment (DOLE).</b> The Philippine labor laws and regulations contain the key elements of AF ESP Principle 6 and UNIDO ESSPP OS 8 that includes Labor Management Procedures (LMP), terms and conditions of employment, rights of workers, occupational health and safety, non- discrimination and equal opportunity, prohibition on forced labor, and provisions on workers' organizations, grievance mechanism, and regulations for vulnerable workers, including child workers. The Safe Spaces Act (RA 11313) provides the protective measures on gender-based sexual harassment in streets, public spaces, online workplaces, and education or training institutions. The Anti-Sexual Harassment Law (RA 7877) defines the grounds for sexual harassment cases and prescribes the sanctions and penalties for offenders.</p> <p>The law (RA 10771) promotes the creation of green jobs and granted incentives for investments for such purpose. Green jobs refer to employment that contributes to preserving or restoring the quality of the environment. It defined sustainable development as development that meets the needs of the present generation without compromising the ability of the future generations to meet their own needs.</p>
<p>AF ESP Principle 12: Pollution Prevention and Resource Efficiency</p> <p>AF ESP Principle 11: Climate Change</p>	OS 9: Resource Efficiency and Pollution Prevention	<p>Republic Act 11285 of 2019, Energy Efficiency and Conservation;</p> <p>Republic Act 9513 of 2008, Renewable Energy Act;</p> <p>PD 1152, Philippine Environment Code;</p> <p>PD 1067, Water Code of the Philippines;</p> <p>RA 9275, Philippine Clean Water Air Act;</p> <p>PD 979, Marine Pollution Decree;</p> <p>DOH AO 2017-0010, Philippine National Standards for Drinking Water;</p> <p>DOH AO 2014-0027, National Policy on Water Safety Plan;</p> <p>RA 8749, Philippine Clean Air Act;</p> <p>RA 9003 of 2001, Ecological Solid Waste Management Act;</p> <p>RA 6969, Toxic Substances and Hazardous and Nuclear Wastes Control Act;</p> <p>RA 8550 of 1998, Philippine Fisheries Code;</p> <p>RA 9147 of 2001, Wildlife Resources and Conservation and Protection Act</p> <p>RA 9729 of 2009. Climate Change Act</p>	<p><b>Department of Energy (DOE), Department of Environmental and Natural Resources (DENR)/BARMN MENRE.</b> The law (RA 11285) establishes “a framework for introducing and institutionalizing fundamental policies on energy efficiency and conservation, including the promotion of efficient and judicious utilization of energy, increase in the utilization of energy efficiency and renewable energy technologies, and the delineation of responsibilities among various government agencies and private entities.” The law (RA 9513) establishes “the framework for the accelerated development and advancement of renewable energy resources and development of a strategic program to increase its utilization.” The law establishes the development market-based policy instruments towards these ends, including Renewable Portfolio Standard, Net Metering, Feed-in- Tariff, Renewable Energy Market, and Green Energy Option. The other laws listed herein cover regulations that can address the project’s potential impacts on water resources particularly for water supply and distribution systems; pollution (water, air, odor, solid and potential hazardous wastes). Civil works may generate construction-related impacts such as dust, soil runoff, noise, vibration, and wastes/debris. The requirements of the relevant laws will be ensured by the project. The Environmental and Social Management Plan (ESMP) is developed to manage these anticipated environmental and social risks that may lead to negative impacts.</p>

Adaptation Fund ES Policy Principles	UNIDO ESSPP Operational Safeguards	Relevant Philippine Laws and Regulations	Implementing Agency/ies and short description
AF ESP Principle 13: Public Health	OS 10: Community Health, Safety and Security	<p>Republic Act 10121 of 2010, The Philippine National Disaster Risk Reduction and Management (DRRM) Act.</p> <p>(Including laws above covering OS 8: Labour and Working Conditions)</p>	<p><b>National Disaster Risk Reduction and Management Council (NDRRMC) Office of Civil Defense (OCD), Department of Social Welfare and Development (DSWD).</b> In addition to the description provided above, the implementing rules and regulations (IRR) of the Act lists the powers and functions of the National, Regional and Local Disaster Risk Reduction and Management Councils (DRRMCs), as well as provisions for installing Local Disaster Risk Reduction and Management Offices (LDRRMOs) in every barangay.</p>
<p>AF ESP Principles that always apply in all projects:</p> <p>AF ESP Principle 1: Compliance with the law</p> <p>AF ESP Principle 4: Human Rights</p> <p>AF ESP Principle 6: Core Labour Rights</p>	<p>Overall implementation of the project and its overarching E&amp;S Operational Safeguards:</p> <p>OS 1: Environmental and Social Assessment</p> <p>OS 11: Information Disclosure</p> <p>OS 12: Accountability and Grievance System</p>	<p>Republic Act 7160 of 1991, Local Government Code (LGC Act)</p> <p>(Including laws covered by the project's AF ESP Principles and OS triggers listed above)</p>	<p><b>Department of Interior and Local Government (DILG) and LGUs.</b> The LGC Act “establishes the system and defines powers of provincial, city, municipal and barangay governments in the Philippines. It provides for a more responsive local government structure instituted through a system of decentralization whereby Local Government Units (LGUs) are delegated more powers, authority, responsibilities and resources.” The LGUs are thus mandated to uphold the laws of the Philippines, including the applicable international laws that it acceded to. The project is ensuring close partnership with the relevant LGUs so that all the national and local regulations and the ESMP's mitigation measures are acted upon in the most efficient and effective manner during the project implementation and beyond to ensure sustainability.</p>



In addition, the **Philippine Renewable Energy Act of 2008**, also known as **Republic Act 9513**, promotes the development, utilization, and commercialization of renewable energy resources, in order to accelerate the exploration and development of the renewable energy sector in the Philippines. This mandates that whenever possible, renewable energy resources must be used in public facilities such as covered in this project. Thus, the project proposes to install a 1.0 MWp solar PV power facility to energize the desalination facility and to use solar energy to power auxiliary equipment such as water pumps and other gadgets for improved water supply and distribution.

### Relevant International Legislation and Environmental Assessment Regulations

The Adaptation Fund (AF) as funding agency and UNIDO as the project proponent require the conduct of environmental assessment of projects such as covered in this study. Specifically, the AF Board defined its latest Environmental and Social Policy (AF ESIA Amended March 2016 OPG Annex 3 ESP) and likewise UNIDO AI.2021.03 specifies the latest Administrative Instruction on its Environmental and Social Safeguards Policies and Procedures (ESSPP). The ESIA study has been prepared in accordance with these policy guidelines and requirements on environmental and social safeguards.

### Other Multilateral Environmental Agreements (MEAs)

In addition to local and other relevant laws and regulations, the following conventions, protocols, and regional agreements, also referred to as MEAs<sup>5</sup> are relevant to the Philippines, and the context of this proposed project. Such MEAs are integrated in the national laws and regulations.

- Rotterdam Convention, which facilitates informed decision-making by countries in trading hazardous chemicals;
- Stockholm Convention, which aims to protect human health and the environment from the effects of persistent organic pollutants (POPs);
- Basel Convention, which regulates the transboundary movements of hazardous wastes and to ensure that such wastes are managed and disposed of in an environmentally sound manner;
- APEC Chemical Dialogue, which facilitates risk reduction and sound management of chemicals in the APEC region and share knowledge and information on chemicals management;
- Vienna Convention for the Protection of the Ozone
- Minamata Convention on Mercury
- Montreal Protocol on Substances That Deplete the Ozone Layer
- Acid Deposition Monitoring Network in East Asia
- Asia Pacific Mercury Monitoring Network
- ASEAN Working Group on Environmentally Sustainable Cities
- ASEAN Working Group on Chemicals and Waste
- ASEAN Working Group on Environmental Education
- ASEAN Working Group of Water Resources Management
- ASEAN Working Group on Coastal and Marine Environment
- ASEAN Working Group on Nature Conservation and Biodiversity
- ASEAN Working Group on Climate Change

### Water Quality

In accordance with the Philippine National Standards for Drinking Water, the chemical, physical and microbiological properties are essential components in the assessment of water quality. The existing water resources in Sibutu and Sitangkai Islands need to be maintained to keep the water quality at its acceptable standards.

#### Physical and Chemical parameters

The Philippines National Standards for Drinking Water 2017 (PNSDW-2017) provides the minimum standards for quality of potable water.<sup>6</sup> Per PNSDW-2007 Administrative Order 2007-0012, drinking water must be clear, colorless, and free from objectionable taste and odor. **Table 2.2** presents the PNSDW standards for physical and chemical quality. All other standard values are contained in the updated PNSDW Administrative Order No. 2017-0010, dated June 23, 2017, or any other standards more recently issued by the Department of Health.

---

<sup>5</sup> <https://emb.gov.ph/international-agreements-3/>

<sup>6</sup> Philippine National Standards for Drinking Water 2007; 2017.

**Table 2-2. Standard values for physical and chemical qualities of drinking water**

Constituent	Maximum level(mg/l) or Characteristic	Remarks	Method of analysis
Taste	No objectionable taste	The cause of taste must be determined.	Sensory Evaluation
Odor	No objectionable odor	The cause of odor must be determined.	Sensory Evaluation
Color True: Apparent:	5 NTU 10 NTU	Decomposition of organic materials such as leaves, or woods usually yield coloring substances to water	Visual Comparison; Colorimetry Method
pH	6.5-8.5 (5-7 for product water that has undergone reverse osmosis or distillation)	The acceptable range may be broader in the absence of a distribution system.	Electrometric method
Turbidity	5 NTU	Turbidity increases with the quantity of suspended matters in water	Turbidimetry
Aluminum	0.2 mg/l	Aluminum sulfate is used in water treatment as a coagulant.	FAAS, EAAS, ICP, Colorimetry Method
Chloride	250 mg/l	Chloride in drinking water originates from natural sources, sewage and industrial effluents, urban runoff, and seawater intrusion	Argentometric Method, 1C
Hardness	300 as CaCO <sub>3</sub>	Hardness is due to the presence of naturally occurring divalent cations, resulting from contact of acidic groundwater with limestone and dolomites.	FAAS, EAAS, ICP, Colorimetry Method
Hydrogen Sulfide	0.05 mg/l	Hydrogen sulfide is a common nuisance contaminant. Although not hazardous to health, the offensive odor and corrosiveness of water containing hydrogen sulfide make treatment necessary.	Methylene Blue Method, Iodometric Method
Iron	1.0 mg/l	Iron is found in natural fresh waters. It may be present in drinking water because of the use of iron coagulants or the corrosion of steel and cast-iron pipes during water distribution.	Phenanthroline, AAS, ICP, Colorimetric Method
Manganese Persulfate	0.4 mg/l	Manganese occurs naturally in many surface and groundwater sources, particularly in anaerobic or low oxidation conditions.	Method, AAS, ICP, ICP/MS
Sodium	200 mg/l	Sodium is usually associated with chloride; thus, it may have the same sources in drinking water as chloride.	AAS (Flame absorption mode), ICP/MS, Flame
Sulfate	250 mg/l	High levels of sulfate occur naturally in groundwater	Turbidimetric Method, Ion Chromatography, Gravimetric Method
Total Dissolved Solids (TDS)	500 (but < 10 for water product that has undergone reverse osmosis/distillation process)	TDS in drinking water originate from natural sources, sewage, urban runoff, and industrial wastewater	Gravimetric, dried at 180°C
Zinc	5.0	Zinc may occur naturally in groundwater. Concentration in tap water can be much higher because of dissolution of zinc from pipes.	FAAS, ICP, ICP/MS

### Microbiological parameters

Drinking water should be free of pathogenic microorganisms. It should not contain bacteria that indicate fecal pollution, of which coliform bacteria are the primary indicator as it is found in the feces of warm-blooded organisms and humans. Parasitic protozoa and helminths are also indicators of water quality. Species of protozoa can be introduced into the water supply through human or animal fecal contamination. Most common among the pathogenic protozoans are *Entamoeba* and *Giardia*. Where possible, only water sources that are not likely to be contaminated by fecal matter should be used.

## 3 ANALYSIS OF ALTERNATIVES TO THE PROPOSED PROJECT

### Analysis of Alternatives and Its Environmental and Social Impact

The analysis is presented in the project document (Part II. Section C.).

#### The “No Project” Option

Under the “No Project” option, the community folks of Sibutu and Sitangkai Islands will continue to experience scarcity of water supply and suffer from untreated drinking water sources. This exacerbates the continued poor sanitation and hygiene practices due to water inadequacy and lack of appropriate water and sanitation infrastructure. It is recently reported that the BARMM region, where these islands belong, still has acute watery diarrhea as the prevailing number one disease causing morbidity in 2021 (see Annex E of ESIA for more details). Under such conditions, the majority of the households on the islands, particularly those living in coastal areas having houses built on stilts, will continue to practice open defecation and direct disposal of sewage to the open sea. This directly impacts public health due to poor sanitation

which may aggravate water-borne diseases, malnutrition, dehydration, and onslaught of other diseases due to poor health. Further, poor sanitation and hygiene as well as improper solid waste management negatively affects the environmental and ecological balance of the islands and its surrounding seas and oceans, where the local communities derive their major livelihood which is seaweed farming and fishing. This austere cycle of bleakness and misery will continue without the outside, serious, and targeted interventions.

## 4 DESCRIPTION OF PROPOSED PROJECT AND JUSTIFICATION

### General description of project

The description is presented in the project document (Part II. Section A.).

### Details of the project

The following section present detailed description which is relevant in the context of the assessment of environmental and social impacts of the project.

### Project location and general accessibility

**Figure 4.1** shows the general project locations in Sibutu and Sitangkai Islands, located in Tawi-Tawi, Southern Philippines while **Figure 4.2** shows the accessibility map of the islands relative to the capital municipality of Bongao, which is the nearest point from the mainland of Tawi-Tawi province. The project is practically involving all the villages or barangays of both Sibutu and Sitangkai municipalities. The rehabilitation of the water supply system in Sibutu and the development of a common desalination facility in Sitangkai will be beneficial. While this effort is a suitable approach to manage its own local water sources, this also requires the project to have a holistic approach to institutional strengthening through the direct involvement and full cooperation of the municipal officials. There is a felt need to centralize the project implementation by harmonizing and standardizing the local policy decisions in ensuring the sustainable management and operation of the water and sanitation facilities.

### Size, scope, capacity, design basis

Considering the population and existing water sources, the standard water demand of about 4,000 CMD in Sibutu can be supplied sufficiently from its groundwater sources, while the 4,281 CMD standard water demand in Sitangkai can be appropriated through the development of a desalination facility. Currently, real water consumption on both islands is at the level of 100 CMD on Sibutu and 250 CMD on Sitangkai. Therefore, a modular **installation of a 1,000 CMD desalination facility** in Sitangkai is foreseen to address the current drinking water needs of the households.

Obviously, additional capacity is needed but due to its required large capital investment, a modular approach to the installation of scaleup desalination system is opted, where these additional capacities will be addressed phase-by-phase.

**The Adaptation Fund grant will solely address the development of this initial 1,000 CMD desalination system and the rehabilitation of all its identified water sources. Water needs will be addressed, especially prioritizing clean and potable water.** The institutional capacities will be developed and enhanced further through the establishment of a formal water service provider (water district) for each island municipality, which will also allow for a well-managed scaleup of the desalination system in Sitangkai; thereby, supporting and strengthening the overall water management system of the island.

**Design Basis.** Under the Philippine National Standards for Drinking Water (PNSDW) of 2017, all water supply facilities shall comply to these guidelines for a safe, clean, and potable water. **Table 4.1** shows the influent quality parameters as typical of ground water in the area and seawater (for Sitangkai desalination facility) and the desired drinking water standards. Actual measurements are needed to fine-tune the process parameters and achieve the water quality standards.

**Table 4-1. Water quality parameters and standards**

Parameters	Influent (feed) Groundwater	Influent (feed) Seawater	Drinking Water
Total Dissolved Solids (TDS)	500-700 mg/L	32,000 - 35,000 mg/L	< 600 mg/L
pH	6-7	7-8	6-7
Total Suspended Solids (TSS)	0-20 mg/L	100 mg/L	0 mg/L

### Water treatment

**Water treatment by media filtration and disinfection by chlorination** are suitable, inexpensive, and easy-to-operate methods for water treatment of all water supply sources in Sibutu and Sitangkai Islands, including rainwater, which is deemed appropriate, to support other domestic needs. Moreover, a water storage and distribution system with a capacity of about 200-400 m<sup>3</sup> per day or more is proposed for a group of barangays or for a community cluster relative to the water sources and population.

An **integrated water resource management (IWRM) system** is proposed in both islands on a municipal level, under one municipality-based water service provider (water district) serving all barangays. Wherever possible, it is highly recommended to use the available renewable energy supply (Solar PV Power Plant) in Sibutu in powering up the water supply and distribution systems or independently install solar-powered pumps to rehabilitated water sources and storage/distribution tanks, especially those which are far from the power distribution lines.

### Process description of SWRO desalination system

The seawater reverse osmosis (SWRO) desalination system is usually an integrated membrane system using ultrafiltration (UF) as pretreatment to seawater reverse osmosis (RO) to produce 1,000 CMD of potable water. The system can be containerized or modular or mobile for quick and easy installation onsite. UF as pretreatment is preferred

to produce stable feed water quality to RO which is the next step in the process (see **Figure 4.3** for the simplified process flow and Figure 4.4 for the schematic diagram of containerized or modular setups).

Seawater from a beach or dug well is pumped into the ultrafiltration (UF) module via intake pumps and passes through a 200-micron bag filter to remove larger solids. Hypochlorite and coagulant may be added inline to oxidize organics and aid filtration. Feed pumps with variable frequency drives (VFD) push water into UF modules, providing a 100% physical barrier against particles, bacteria, viruses, and microscopic parasites like Giardia and Cryptosporidium. UF removes particles as small as 0.08 microns, ensuring consistent turbidity despite fluctuating feed quality. The system, with hollow-fiber PVDF membranes rated <0.08-0.1 microns, requires minimal operator intervention due to automation. UF filtrate is pumped to the seawater reverse osmosis (SWRO) module, producing 1,000 CMD (264,000 gallons/day) at 40-45% recovery. A 5-micron cartridge filter removes reintroduced solids before dosing with sodium metabisulfite to neutralize chlorine and prevent microbial growth. The reverse osmosis (RO) system, operating at 55-68 Bar (800-1,000 psi), separates pure water (permeate) from concentrate. The permeate is post-treated with pH adjusters and disinfected with sodium hypochlorite, while the brine concentrate passes through an energy recovery turbine (ERT) to cut energy consumption by up to 35% before being discharged to the ocean. Brine outfall systems use dispersion to limit salinity impact to <1 ppt over a <20m radius, mitigating harm to marine life and coastal water quality.

### Solar PV facility

The 1,000 CMD SWRO desalination facility will be powered by a 1 MWp solar PV plant, requiring 0.8-1.0 hectares of land for the solar array, battery energy storage system (BESS), and support facilities, with additional space allocated for future expansion. The solar PV system is designed to generate up to 4.5 MWh daily, supplying 24-hour electricity for the facility and auxiliary units, with any excess energy fed into the grid. Lithium-ion batteries have a cycle life of up to 5,000 cycles at 80% depth of discharge and require maintenance, such as "Battery Imbalance Recovery" every 500 cycles to extend battery life and reduce replacement costs. State-of-the-art controls ensure reliable renewable power supply, avoiding GHG emissions, while routine panel washing uses water without chemicals. Runoff is collected for reuse or infiltration into the freshwater lens. Solid-state glass panels with galvanized steel frames may leach small amounts of zinc over time if not maintained. Batteries, housed in secure containers, pose minimal contamination risk if properly managed. Damaged panels contain no hazardous liquids or gases. Panels and batteries are replaced as needed and sent offshore for recycling, while functioning but obsolete units may be repurposed locally.

### Site development plan

The specific site location is adjacent to an existing Solar PV Power Plant in Tongmageng, Sitangkai. It is about 600 m East from the nearest settlement, 200 m South from the nearest mangrove forest, and 1.4 km West from the port in Barangay Tongmageng, Sitangkai. The site is recommended for the following practical reasons:

- The site has already an existing 1 MWp Solar PV facility, in which the proposed additional 1 MWp for the desalination facility is an expansion;
- The existing Solar PV facility can serve as a backup power supply, with the availability of its hybrid system;
- Excess power generation from the additional 1 MWp solar PV power plant for the desalination facility can be supplied to the power grid;
- It is near an identified ground water source in Tongmageng, Sitangkai, which is another potential source of feed water to the desalination facility. This will increase the quantity of the drinking water output due to the lower salinity of the groundwater source compared to seawater.

The schematic layout of the development site is shown in **Figure 4.6**. Three (3) possible sites of perimeter-fenced 1.0-1.2 ha are recommended in this study (*shown in yellow rectangle*). The solar PV system, composed of 1670-1820 monocrystalline PV panels, sits in a 0.8-1.0 ha of land (*shown in dark blue rectangle*). The rest of the facility includes solar inverters and battery storage systems in 20-footer containers, an office building and the containerized or modularized Ultrafiltration and SWRO desalination facilities. The entire project site will be permanently fenced, and the public will be excluded from site access. The project will attempt to keep the roads that are commonly used open and unobstructed throughout the construction period.

Site preparation involves clearing vegetation but requires no significant earthworks unless old pits need filling, which will use clean sand or aggregates to prevent groundwater contamination. Solar panels will be mounted on ballast or poles above ground to minimize earthworks and support drainage. If poles are used, pole-driving may create noise, while vehicles will contribute minor noise emissions. Ballast blocks will be made onsite. Minor drainage paths and soak pits may be created, with any excess soil reused or disposed of as clean fill at a designated site. Dust emissions during dry periods will be minimal due to limited ground disturbance. The site is accessible via existing roads, with light machinery and materials transported by medium-sized trucks. Daily traffic impacts will be low but noticeable near the water reserve area. Vegetation under the panels will be restored post-construction, and stormwater systems will be installed to manage runoff. Security fencing and systems will secure the facility after temporary equipment is removed and all wastes cleared.



An enrichment planting program will be implemented with community involvement.

SITE DEVELOPMENT PLAN:

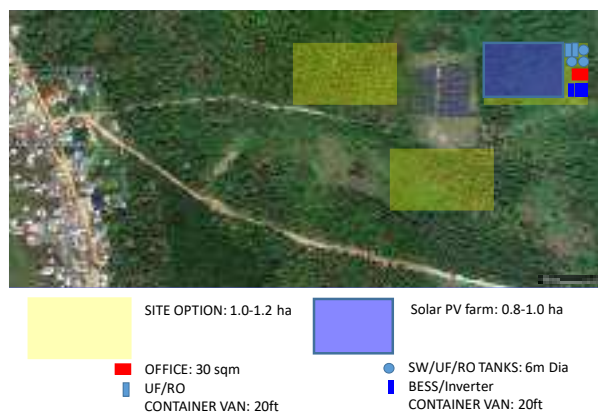


Figure 4.1. Site development plan for the desalination facility with additional 1 MWp solar PV system

#### Pilot demonstration of communal rainwater catchment

Almost all of the households in Sibutu and Sitangkai Islands use rainwater for drinking and domestic purposes [10]. Improving the rainwater harvesting systems by demonstrating the communal designs can address this desire to have bigger water supply systems. In groups of households or communities where rainwater harvesting systems are inadequate and rudimentary, **demonstration pilots of suitably designed communal rainwater harvesting systems**, are implemented, **installed with simple treatment (filtration) and disinfection units**, and where stored rainwater can be shared by a cluster of households.

A communal rainwater catchment may involve a cluster of 8-10 houses within 20-30 m radius, with average total roof area of about 1,200 sqm which can harvest about 15 cubic meters of rainwater, supplying about 2 days' worth of water per cluster. About 10 pilots may be done across all barangays, which target community-households built on stilts along the coastlines, canals, and foot bridges and where water supply is scarce and far from the main sources, notwithstanding its brackishness. This will augment the water supply of the island and greatly supplement the water produced from the desalination facility.

#### Pilot demonstration of communal sanitation and hygiene

Sanitation and hygiene practices in Sibutu and Sitangkai Islands need further improvement to maintain good health and well-being among the people. About 10 **demonstration pilots of suitable and appropriate sanitation systems** are proposed for a group of households targeting communities built on stilt housing, where shared communal toilets and septic tanks are built within a cluster of houses, supplied with improved rainwater harvesting systems or with improved water supply and distribution. Detailed design options [10] are presented for consideration, selection, and acceptance by the target beneficiaries. For example, a comb-like network along the coastlines or a web-like network along canals or foot bridges may be considered for a communal sanitation system serving a cluster of households, whichever is suitable and agreeable by the households.

In addition to sanitation and hygiene, **proper and efficient solid waste management (SWM)** is seriously pursued in the island to tap resources from wastes, create additional jobs, increase economic productivity in the communities, and promote circular economy. A simplistic three-phase implementation plan is drawn and recommended [10] to achieve this purpose.

#### Pilot demonstration of nurseries for seaweed farming

The main livelihood of the communities in Sibutu and Sitangkai is seaweed farming, which requires urgent enhancement in terms of their farming practices. One approach is to establish demo nursery centers in each island to provide sources of new generation of seedlings to farmers which are more resistant to disease and climate stress. These nurseries are operated by women and youth in the local communities as another alternative livelihood.

**Institutional strengthening and project management** are done to ensure sustainability of the facilities and infrastructure developed and enhanced by the project. Of great importance is the capacity building activities of the project, which include the establishment of the IWRM, the formulation, implementation, and enforcement of policies to support the operation and maintenance of the established water infrastructure, and trainings of target beneficiaries and stakeholders based on their expressed needs, to support capacity building programs. Water governance is of utmost importance to ensure the sustainable supply of clean and potable water in the island.

#### Pre-construction activities

**Pre-construction activities** include land clearing and site preparation, construction of temporary project site workstation (when needed) and access routes, construction of infrastructure, workshops, and other necessary common facilities and related facilities, prior to actual construction phase. Preparation of relocation sites of displaced households (whenever necessary, but not envisioned in the project) from the facility areas/sites.

Further, this project phase mainly involves conducting reconnaissance studies, ground truthing, collection of primary and secondary data, which are related to the project scope and sites, consultation and discussion meetings with stakeholders, procurement of relevant permits and clearances from appropriate government units, contractor pre-qualification, tendering, and awarding of construction contracts.

## Construction activities

Construction activities involve building the desalination facility, solar PV power system, water distribution infrastructure, workshops, warehouses, and community facilities, all powered by solar energy or connected to the existing solar PV plant. Demonstration pilots for rainwater harvesting, sanitation systems with septic tanks, and seaweed farming nursery centers will also be conducted. Key tasks during this phase include scheduling, sourcing materials, and mobilizing equipment. The construction phase is expected to take 12-18 months due to the project's scale and multiple water source locations. Major activities include site clearing, facility installation, pipeline construction, rehabilitation of water tanks, installation of solar-powered pumps, communal rainwater systems, and sanitation facilities. Construction materials and equipment will be sourced locally where possible. Support facilities include a field office, worker housing, canteen, temporary sanitary facilities, first aid kits, communication systems, and transport services, with power and water sourced locally.

## Post-construction activities

Post-construction activities include operating and maintaining the solar-powered desalination facility and rehabilitated water distribution systems, along with supervision of rainwater harvesting, sanitation, and seaweed nursery demonstration pilots. Impounding, filling, and maintenance of relevant areas are also performed. Once construction ends, workers, equipment, and support facilities will be removed unless retained by the water service provider assuming operations. The operation phase involves transferring facility ownership to the water service provider over a 4-year period, ensuring proper handover of responsibilities for environmental and social compliance. This includes updating documents and coordinating with stakeholders. The Environmental and Social Management Plan (ESMP) remains active, guiding the management of rainwater, sanitation, and nursery facilities until they are handed over to designated beneficiaries.

## Scheduling, staffing and support

The project will operate 8 hours/day for 300 days/year during construction, observing local holidays and socio-cultural norms. Local workers will be prioritized, with hiring based on qualifications and job requirements. The water service provider will ensure continued operation and maintenance post-construction. Staff will receive needs-based training to support efficient facility management, and the ESMP will be implemented and monitored regularly.

## Life span

The project life span is four (4) years, but the water supply and distribution infrastructure should be operated and maintained for perpetuity (as long as the local communities need them). This will be made possible through the project's establishment of the island's water service provider (or water district), which will ensure the sustainability of the system and its infrastructure in the long term.

## Operation and maintenance activities

During this phase, the installed desalination facility powered by solar energy and the rehabilitated water supply and distribution infrastructure, are operated and maintained properly by the project and continued by the established water service provider (water district) personnel. Proper protocols for cleaning, operation, shutdown, treatment, and equipment maintenance are ensured to be in-place as part of its daily, weekly, or monthly work routine. Workers are trained and monitored regularly regarding proper operation and maintenance procedures, environmental and social mitigation protocols, emergency response policies, and grievance management mechanism.

## Facilities and services, required off-site facilities

**Power supply.** Electricity during pre-construction, construction, and post-construction phases will be provided by portable generators, solar PV power facility (available in Tongmageng), and the TAWELCO island electricity grid. During the operation and maintenance phase, electricity comes from solar power (for pumps and gadgets for water supply infrastructure), solar PV power plant (in Tongmageng supplemented by the additional capacity dedicated for the desalination facility), and the TAWELCO island electricity grid, as needed.

**Water supply.** Supply of water during the various phases of the project implementation comes from the existing water sources near or located at the project sites and may be sourced from other islands such as Sibutu.

## Solid, liquid, and gaseous discharges

The major sources of solid, liquid, and gaseous discharges expected during the different phases of project implementation are fugitive particulates and construction wastes. **Table 4.3** shows the summary of the pollution control strategies of these identified solid, liquid, and gaseous discharges during project implementation.

## Sources of nuisance (noise, odor, visual nuisance)

**Construction phase:** Most construction noise and odor originate from equipment powered by either gasoline or diesel engines, in which a large part of these noise and or odor emitted is due to the intake and exhaust portions of the engine cycle. These construction activities are carried out in Tongmageng and in other project sites where the water supply sources are located, which are relatively far (0.5 km or more) from major communities.

**Table 4-2. Pollution control strategies for the project**

Project phase	Brief description of activities	Wastes generated	Key environmental and social issues	Planned mitigation activities
Pre- and construction phase	Mobilization of construction equipment; Establishment of temporary work areas; Construction and rehabilitation of water tanks, Improving piping system, pipe laying; Testing and commissioning;	Emission of gaseous pollutants (CO, CO <sub>2</sub> , SO <sub>2</sub> , NO <sub>2</sub> , N <sub>2</sub> O, O <sub>3</sub> ); emission of particulate matter or pollutants (PM 2.5, PM10)	Air pollution; Water pollution; Land pollution; Solid wastes generation	Dust suppression measures; Mask wearing by workers; Good housekeeping practices

Project phase	Brief description of activities	Wastes generated	Key environmental and social issues	Planned mitigation activities
	Domestic activities of workers	Generation of sewage and solid wastes	Land pollution; Water pollution; Air pollution	Provision on onsite sanitation facilities; Good housekeeping practices
Operation phase	Water supply, treatment, and distribution	Water leakages; chlorine solution spillage during water disinfection	Water pollution	Proper handling of water tanks and pipelines; proper treatment protocols; protocols in place
Abandonment phase	Dismantling of equipment, facilities, supports	Generation of solid and hazardous wastes	Land pollution, water pollution	Proper waste collection, treatment, and disposal

An important option in construction noise mitigation is controlling sound at source. Source control techniques may be approached using either muffler requirements or maintenance and operational requirements. One remedy for controlling much of the engine noise is the use of adequate muffler systems. Reductions of 10 dBA or more can be achieved with optimal muffler systems. Muffler requirements can be easily integrated in contract specifications with enforcement simply and easily done. Mufflers are effective in reducing engine-produced noise at a low cost to the user.

Poor maintenance of equipment may cause very high noise levels. Faulty or damaged mufflers, loose engine parts, rattling screws, bolts, or metal plates all contribute to increasing the noise level of a machine as well as improper handling and operation. Contract specifications can be written to require that all equipment be regularly inspected for deficiencies in the maintenance area and require the proper training of equipment users.

**Operation phase:** Pollution due to noise, odor, and visual nuisance is not expected during this phase because the water treatment and distribution from the source is powered by solar energy (from solar PV power facility) and or run by compact and modular equipment (e.g., solar-powered pumps and automated chlorinator system).

#### No need for resettlement plan or development plan for vulnerable groups

During the project implementation, there are no families, households, and communities, who are seen nor envisioned to be relocated or resettled; thus, there is no need for a resettlement plan. Most of the physical infrastructures, albeit basic and rudimentary, are already existing and where new construction sites will be identified as needed (e.g., in Tongmageng for the desalination and solar PV facilities, water distribution systems, sanitation systems, septic tanks), these are carried out in areas without existing households affected. The indigenous peoples marginalized and vulnerable groups are not negatively affected by the project activities. However, in case such relocation of affected households may happen for whatever reason during the actual project implementation, the project's ESMP and the LGU's requirements and protocols for such cases are respected and followed. The ESMP will be updated during the inception phase.

## 5 DESCRIPTION OF THE PROJECT ENVIRONMENT AND SOCIAL CONTEXT

### Physical environment

This chapter presents and evaluates the existing conditions and the baseline data of the relevant environmental characteristics of the study area. It includes information on any changes anticipated before the project commences and assesses the key environmental and social impacts, wherever necessary. Assessment was done using the available maps and qualitative analysis, supported by secondary data on previous reports and documents. The detailed discussions are shown in **Annexes C and D of the ESIA**.

### Climate and meteorology

The area of Sibutu and Sitangkai group of islands falls within the region of Climate Type II of the Modified Coronas Climate Classification System (MCC), see Annex C.1.2 of the ESIA for details. Type II climates have wet seasons but no dry seasons; it is defined as having "No dry season with a very pronounced maximum rain period from December to February." Thus, rainwater harvesting makes sense in these islands. There is not a single dry month. Minimum monthly rainfall occurs during the period from March to May. The average maximum daily temperature in Sibutu is between 29-30°C while the minimum can reach an average of 24-25°C while in Sitangkai is between 27-28°C and 25-26°C. Annual precipitation is generally less than 2,000 mm. Rainwater is a reliable source of fresh water supply in these islands; but during the peak season of the summer months, there can be long days with no rain at all, causing distress to the local folks as rainwater tanks ran out to dry. Typhoon risks are very low in the region where Sibutu and Sitangkai are located. This is corroborated by the local island folks as typhoons are not experienced in the area. This is a major contributing factor to the conducive climate for seaweed farming when the sea is not drastically disturbed by strong winds and typhoons.

### Topography, geology, and soils

Sibutu Island, together with Sitangkai Island, are two of Tawi-Tawi's group of islands located at the southwestern tip of the Philippine archipelago across the water of the state of Saba in East Malaysia. The islands have a mixture of sloping and plain areas. The topography varies from 42% plain (nearly level and undulating to rolling) to 58% rolling. These islands are coral formation with low, swampy, flat, and forested areas [11]. The Sibutu and Sitangkai Islands are basically made up of limestone. Further descriptions of the land cover of both islands are presented in Annex C.1.3 of the ESIA.

### Inducement of natural hazards

The description of natural hazards serving as guidelines in assessing the project site in Sibutu Island along with the relevant findings of the initial hazard assessment is shown in **Table 5.1<sup>7</sup>** (Annex C.1.4 of the ESIA for details). The

<sup>7</sup> [www.georisk.gov.ph](http://www.georisk.gov.ph)

susceptibility of the project sites to hydrometeorological hazards was evaluated using the hazard assessment tool of GeoRisk Philippines, a multi-agency initiative led by the Philippine Institute of Volcanology and Seismology (PHIVOLCS) funded by the Department of Science and Technology (DOST) and monitored by PCIEERD, its sub-agency.

The project implementation is not seen to induce subsidence, liquefaction, landslides, or mud/debris flow, storm surges, and other natural hazards. The project components require small areas located in various sites of the island and require small footprints. In addition, the project sites are also generally safe from major seismic, volcanic, and hydrometeorological hazards except during very heavy rainfall, which can induce landslides and flooding.

### Terrestrial Flora and Fauna

**Site survey and limitations.** Terrestrial flora and fauna assessment was conducted onsite during the scoping visit last December 5-16, 2022 (see Annex C.1.5 of the ESIA for details). This study was conducted as a one-time survey and thus the lack of seasonal sampling can lead to either low or non-detection rates. This is especially for seasonal plants and highly mobile species that can use different habitats across their range at any given time. To compensate for this limitation, secondary data were used (see Annex C.1.5 of the ESIA for details). As part of the mitigation monitoring activities, occasional sampling can be done to address this limitation.

**Flora and vegetation communities: Species richness.** The proposed project does not fall within critical ecosystems such as forests and wetland ecosystems. In fact, the area of study is either grassland, cropland, or scrubland. This is based on the general observation of the site and corroborated by the floral survey. Of the 26 floral species observed, the habits are trees (37%), grass (15%), shrubs (19%), herbs (11%), ferns (7%) and vines (7%), see further details in **Annex D of the ESIA**.

**Threatened flora and conservation significance.** A huge majority of the flora is native, yet exotics were also detected in the site. No threatened flora or endangered populations were recorded during the site analysis. However, the observation of the *Atalantia retusa* in Brgy Ligayan should be noted. This plant is endemic to the Philippines and currently has not been assessed in terms of conservation status.

**Table 5.5-1. Description of natural hazards in assessing the project sites**

Natural hazard	Description	Initial assessment of hazard
Ground rupture (Seismic hazard)	Ground rupture occurs when the earthquake movement along a fault breaks the earth's surface. Surface or ground rupture shows a visible offset of the ground surface and poses a major risk to any structure built across an active fault zone.	For both islands (Sibutu and Sitangkai), generally susceptible.
Liquefaction (seismic hazard)	Liquefaction occurs when a saturated or partially saturated soil substantially loses strength and stiffness due to an applied stress such as ground shaking during an earthquake. It can also result from the sudden change in stress condition in which a material that is ordinarily solid behaves like a liquid.	For both islands (Sibutu and Sitangkai), generally susceptible
Tsunami (seismic hazard)	Tsunami is a series of sea waves commonly generated by under-the-sea earthquakes and whose heights could be greater than 5 meters. It is erroneously called tidal waves and sometimes mistakenly associated with storm surges. Tsunamis can occur when the earthquake is shallow-seated and strong enough to displace parts of the seabed and disturb the mass of water over it.	For both islands (Sibutu and Sitangkai), generally safe; General inundation, inundated.
Earthquake-induced landslides (seismic hazard)	A landslide is the mass movement of rock, soil, and debris natural process occurring in steep slopes due to gravity. It occurs when the driving force is greater than the resisting force. The movement may range from very slow to rapid. Ground vibration created during earthquakes is the driving force for earthquake-induced landslides.	For both islands (Sibutu and Sitangkai), 100% Safe
Rain-induced landslides (hydrometeorological hazard)	A landslide is the mass movement of rock, soil, and debris natural process occurring in steep slopes due to gravity. It occurs when the driving force is greater than the resisting force. The movement may range from very slow to rapid. Intense rainfall is the driving force for rain-induced landslides.	<b>For Sibutu:</b> Low susceptibility – 79.1% Not prone – 20.3% Moderate Susceptibility – 0.2% near the coastal areas High Susceptibility – 0.4% <b>For Sitangkai:</b> Low susceptibility – 27.3% Not prone – 72.7%
Storm-surge (hydrometeorological hazard)	A storm surge is the abnormal rise in sea level that occurs during tropical cyclones or "bagyo". It is caused by strong winds and low atmospheric pressures produced by tropical cyclones. As the tropical cyclone approaches the coast, strong winds push the ocean water over the low-lying coastal areas, which can lead to flooding.	For both islands (Sibutu and Sitangkai), generally safe; generally inundated
Flooding (hydrometeorological hazard)	Flood hazard means a potential danger to life, property, or natural resources due to storm water runoff or inundation, including deposition of silt and debris, erosion, or the presence of standing water.	<b>For Sibutu,</b> moderate to high susceptibility especially along the coastal areas surrounding the island. <b>For Sitangkai,</b> high susceptibility especially along the coastal areas surrounding the island

**Species Richness:** Few faunal species were observed during the short-term site assessment, but sightings of both wildlife and domesticated animals indicate balanced faunal diversity. Recorded sightings included Little Egret (*Egretta garzetta*), Intermediate Egret (*Ardea intermedia*), Night-heron, domesticated ducks (*Anas sp.*), and Long-tailed Macaque (*Macaca fascicularis*). Locals also reported wild boars, peacocks (*dandadunay*), and wild roosters (*labuyo*). Despite sparse observations, Sibutu Island is known for its rich avifaunal diversity, with 39 documented bird species, only one of which is introduced.



**Threatened Fauna and Conservation Significance:** Sibutu Island hosts critically endangered and vulnerable species, such as the Mantanani Scops Owl (*Otus mantananensis*), Sulu Hawk-Owl (*Ninox reyi*), Blue-winged Racket-tail (*Prioniturus verticalis*), Blue-backed Parrot (*Tanygnathus sumatranus*), and the Philippine Dog-toothed Cat Snake (*Boiga cynodon*), all of which are forest-dependent. Sitangkai Island, designated as a priority wetland area, reflects the rich biodiversity of the island. However, the project sites, primarily seagrass ecosystems, may also be impacted.

**Ecological Disturbance:** Climate change impacts are evident on both islands. Additionally, local practices such as slash-and-burn farming (kaingin) and open burning of waste have led to soil erosion, nutrient loss, and biodiversity damage. Invasive species pose further threats by outcompeting native species, causing biodiversity shifts and potential population declines. Mismanaged waste, including plastics, cans, and broken glass, creates hazards for wildlife through entanglement and ingestion, leading to injuries or fatalities.

### Surface Water and Groundwater Hydrology

A Groundwater Availability Map (also referred to as Hydrogeologic Map) for the province of Tawi-Tawi was reported in the study on the “Comprehensive Basic Survey of the Autonomous Region in Muslim Mindanao, Water Supply and Sanitation Sector Province of Tawi-Tawi” [19], to identify areas or geologic formations with available groundwater. The Study identified groundwater availability in Tawi-Tawi, classifying Sibutu and Sitangkai Islands as Recent Alluvium/Corals, with well depths typically not exceeding 6 meters. Shallow, hand-pumped or dug wells near the coast often experience saltwater intrusion. In Sibutu, at least five shallow wells were abandoned due to brackish water, forcing locals to seek freshwater wells farther inland. In Sitangkai, all dug wells contain brackish water, rendering them non-potable. Annex C.1.6 of the ESIA lists identified water resources with GPS coordinates. Some Level II and Level III water distribution networks supply households but are rudimentary and require rehabilitation, particularly for non-operational wells. Ambient Air Quality

The ambient air quality profiles of Sibutu and Sitangkai Islands are forecasted daily. Occasionally, the AQI borders on Fair (AQI = 20-21) considering the four (4) important air quality pollutants, namely: Ozone (O<sub>3</sub>), Particulate Matter 2.5 & 10 (PM 2.5, PM 10), and Carbon Monoxide (CO), see Annex C.1.7 of the ESIA for details. These data are consistent all throughout the year, mainly due to its location, which is very far from common sources of these air pollutants (e.g., heavy industries, large-scale and long-term construction activities, and heavy transportation and traffic conditions).

### Existing Sources of Air Emissions

Airborne pollutants or air emissions in Sibutu and Sitangkai Islands are mostly coming from boats and ships roaming around or passing by its vicinities. Occasional large ships powered by diesel or bunker fuel would bring massive air emissions but could quickly dissipate. It is noted that there are traces of “open burning” of solid wastes on the islands as well, which can be a cause or source of occasional air emissions. These cases may have contributed to the occasional slight increase in the island’s AQI and hit the lower border of Fair ratings (AQI of 20-21).<sup>8</sup>

### Biological Environment

#### Marine and oceanographic characteristics

Sibutu and Sitangkai Islands in Tawi-Tawi are situated between two biogeographic regions of the Philippines: the Sulu Sea to the northwest and the Celebes Sea to the southeast. The Sibutu passage, which is an international sea-lane that separates the Sibutu and Sitangkai municipalities from the rest of Tawi-Tawi, serves as the main connection between the two seas. Coastal resources in Sibutu and Sitangkai Islands are mainly characterized by corrals and seagrass/seaweeds.

#### Coastal and marine flora and fauna

**Site Survey and Marine Biodiversity.** A marine assessment was conducted on January 11-14, 2023 (Annex C.2 of the ESIA). Due to the one-time survey, seasonal variations in species, especially mobile fauna and plants, were not fully captured, necessitating the use of secondary data. Both Sibutu and Sitangkai Islands are priority wetland areas [15], indicating rich biodiversity. Sampled project sites—coastal areas for sanitation improvements and desalination facilities—were primarily seagrass ecosystems. In Sibutu, 12 seaweed and 3 seagrass species were recorded, but diversity indices indicated degraded ecosystems due to turbid, polluted waters [20]. Sitangkai showed similar trends, with 11 seaweed and 3 seagrass species, but the first 30 meters of some sites were devoid of flora due to poor water clarity.

**Flora, Fauna, and Conservation Significance.** No threatened flora were observed, though *Halophila ovalis*, a dugong forage, was found in Sitangkai [21]. Common marine fauna included crabs, brittle stars, and urchins. Reef species, such as corals, suggest proximity to reef ecosystems, with Sibutu’s northern coral cover in excellent condition [22]. Notable species include *Tridacna maxima* and coral species (*Acropora* sp. and *Pocillopora* sp.), which require protection. The islands are also nesting sites for sea turtles and occasional habitats for dugongs [15]. Fish assessments in Sitangkai recorded 135 occurrences, with dominant families including Pomacentridae and Labridae [23].

**Disturbance and Threats.** Key threats include climate change, slash-and-burn agriculture (kaingin), invasive species, and mismanaged waste. Waste disposal near shorelines causes turbidity, limiting photosynthesis and reducing biodiversity. Nearshore areas, especially near stilt houses, showed high sedimentation, which impedes marine growth and impacts reef ecosystems. Addressing waste management and reducing agricultural runoff are critical to preserving these marine habitats. Existing marine water pollution discharges

Most households in Sibutu and Sitangkai Islands live in stilt houses along the coast and lack access to water treatment facilities, discharging waste directly into the sea through hanging latrines and untreated wastewater from domestic activities. Solid waste management is also absent, with waste commonly dumped into the sea, buried in shallow pits, or burned in

---

<sup>8</sup> <https://www.accuweather.com/en/ph/sibutu/760535/air-quality-index/760535>

open fires—practices violating national waste management laws (RA 9003). These discharges have caused significant marine pollution, severely impacting seaweed farming and fishing, the primary livelihoods of local communities, further worsening their socio-economic conditions.

## 6 POTENTIAL ENVIRONMENTAL AND SOCIAL IMPACTS OF THE PROPOSED PROJECT

This chapter presents the general environmental and social impacts which may result from the proposed project. The emphasis is initially on the specific impacts that are likely to result from the nature of the works to be done, which may include excavation, laying of pipelines and fittings, and concrete works for the tanks, supports, valves and chambers. Further, this section distinguishes between significant positive and negative impacts, direct and indirect impacts, and immediate and long-term impacts during the construction and operation phases indicating their importance level and their probability of occurrence. It also identifies impacts that are unavoidable or irreversible. Wherever possible, it describes impacts quantitatively. Cumulative effects are also addressed considering other projects or actions planned in the study area.

To note, the project sites do not involve and affect territories inhabited by indigenous peoples, which can lead to involuntary resettlement; thus, the environmental and social issues that may arise from this concern is not addressed in detail.

In general, the successful implementation of the project will have high environmental and socio-economic benefits to the people and will contribute to the improvement of the water supply and sanitation infrastructure in the area. Overall, the expected negative impacts are related to the earthworks and laying of the pipelines as well as the effluent management of the desalination facility. These impacts are localized and not considered significant and long-lasting and can be abated through appropriate mitigation measures. The severity and duration of these impacts can be minimized by ensuring that the excavation and construction works are limited to short working sections and that works are carried out rapidly and efficiently.

The ESIA study, based on the screening of the environment and socio-economic baselines in combination with a review of proposed civil works, has identified potentially significant environmental and social impacts, but the mitigation measures incorporated into the project design and the Environmental and Social Management Plan (ESMP) will either prevent impacts occurring, or reduced or compensate these impacts such that they are no longer significant. Furthermore, the project design will ensure that the positive impacts will greatly outweigh the negative ones (if there are any significant ones) in the process and at the end of the day.

There will only be localized short-term impacts during construction due to the implementation of the civil works. Impacts have been addressed at the design stage by choosing engineering solutions that, as far as possible, minimize these impacts during construction. During the operational phase, the project will deliver the intended benefits while the water pipeline infrastructure will be hidden from view below the ground or under foot/transport bridges. The impacts which could not be eliminated by the design, are mostly impacts during construction, which will be reduced or eliminated by mitigation and monitoring measures specified in the ESMP.

### Environmental impacts

#### Possible environmental impacts during pre-construction and design phase

##### Climate change vulnerability.

Planning for climate variability and natural hazards is crucial to prevent seawater inundation, which could disrupt water and electrical infrastructure and public water supply. Key climate risks include sea-level rise, stronger sea surges, coastal erosion, more intense storms, and prolonged droughts that threaten freshwater lenses. Although Sitangkai has low vulnerability to typhoons, the project area (0.8–1.2 ha) for the desalination facility and 1 MWp solar PV plant must be designed to withstand extreme weather events. Inundation could cause soil erosion and weaken solar panel supports. However, the coral and limestone composition of the Tongmageng site reduces erosion risk. Using native vegetation for stormwater management is also recommended to stabilize the soil.

**Site selection for SWRO Desalination Facility.** When selecting a desalination site, key environmental and operational factors must be considered. Sites should avoid unique ecosystems, habitats of endangered species, and areas critical for biodiversity or reproduction. The site must also support effective dilution and dispersion of salt concentrate and chemicals, depending on water circulation influenced by currents, tides, depth, and shoreline morphology. Rocky or sandy shorelines with strong currents are preferred over sheltered, stagnant areas to reduce pollutant exposure to marine life. Proximity to the sea, distribution networks, and consumers minimizes infrastructure needs, while connections to existing utilities and avoidance of conflicts with recreational, commercial, or conservation activities are essential.

**Impacts of energy requirements for SWRO Desalination Facility.** The energy consumption from the desalination facility presents a risk to enhancing climate change through increased energy consumption and resulting increased greenhouse gas emissions. Thus, the use of a solar PV array to provide the energy source for the desalination plant is desirable. It is also important for site selection that a nearby backup generation facility is accessible to allow uninterrupted operations and supply of desalinated water to the intended communities.

**Environmentally responsible procurement.** Environmentally responsible procurement shall be guaranteed through proper planning of activities during pre-construction and design phase, ensuring environmental management plans and necessary environmental personnel are included in the design and bidding phase documents, as well as contractors' documents. Available space and laydown sites to store containerized building materials are required at the project site in Tongmageng. It should be noted that the recommended site for the desalination plant and the 1 MWp Solar PV power plant have been confirmed to be a private land and the size of the land is sufficient for construction activities.

**“Water Rights” and Rehabilitating water storage tanks.** Prior to rehabilitating the water storage tanks in Sibutu and Sitangkai and its subsequent water distribution system, the right to use the water resource from shallow/deep wells in the

locality, called “Water Rights”, should first be granted by the National Water Resource Board (NWRB) through concession. Under Presidential Decree No. 1067 of 1976 which instituted the Water Code of the Philippines, the provision for the utilization, exploitation, development, conservation, and protection of water resources is to be subject to the control and regulation of the government through the NWRB. The notion that the Philippine national government has sole ownership and control over the country’s water resources, as provided by the 1987 Constitution (Section 2, Article XII), requires that water rights must be established through concession by the government, notwithstanding whoever owns the land where the water sources (wells) are located.

**Over-extraction of water at source.** To avoid over-extraction, which can be followed by an unfortunate irreversible saltwater intrusion, the ground water capacity, or well capacity, must be determined by pumping test. As soon as the well capacity is established, extraction of water cannot go beyond the limit of the ground water capacity. This is needed when applying for the water rights. The project needs to ensure that this is done for all existing water resources in Sibutu and Sitangkai, as applicable, in which all water rights will be assigned to the municipalities and transferred to the subsequent water service provider (water district).

**Fuel leakages on the ground.** It should be noted that all shallow wells in Sibutu and Sitangkai, equipped with diesel- or gasoline-fueled generators, are about half-a-kilometer away from the nearest coast. Thus, the electrical transmission lines that runs along the coastline cannot reach the shallow wells and power the pumps. Thus, pumping of water is carried out using diesel- or gasoline-powered motor pumps which are prone to oil and fuel leakage which can easily enter the ground water resource, as a case example in Tongmageng. Replacement of current motor pumps to solar-powered pumps can eliminate the environmental impacts due to the use of fossil-derived fuels.

**Use of solar-powered water pumps.** In designing the water supply and distribution system, it is recommended to replace all the diesel- and gasoline-fueled motor pumps with pumps powered by clean and renewable energy source (e.g., solar PV). To note, the pumps are used to supply water to the storage tanks and to serve as booster to augment the water pressure in the pipelines to the distribution sites in the local communities.

**Communal Rainwater Catchment Systems.** A communal rainwater catchment system is ideal to augment the water supply of the community and to prevent overextraction of ground water resource when the demand for water increases. This can be carried out per cluster of 8-10 houses in a community. It can also be equipped with a pump to render the system with Level II water supply facility. To mitigate the air pollution brought about by motor-fueled pumps and to lower the carbon footprint, it is recommended to use solar-powered pumps instead of the conventional ones.

**Communal Sanitation Systems.** Most of the communities living along the coastline in Sibutu and Sitangkai have stilt houses with hanging latrines. This method of disposing human excrement is highly unhygienic and leads to sea/ocean contamination and pollution. This could potentially affect the community’s health (in the form of water-borne diseases) and negatively impact the ecological balance of the marine ecosystem, which is their source of livelihood (through seaweed farming and fishing).

By designing improved sanitation systems, it could improve the health and socioeconomics of the communities and mitigate marine pollution. The design is for a cluster of 8-10 households living within 20-30 meters to share a common treatment facility in the form of septic tanks. The effluent of which will be pumped to a designed drain field and not discharged to the sea. To mitigate the air pollution brought about by motor-fueled pumps and to lower the carbon footprint, it is recommended to instead replace conventional pumps in the design with solar-powered pumps.

**Nursery centers for seaweed farming.** During operation and maintenance, this could potentially generate wastes (solid, liquid) and air pollution brought about by motor-fueled pumps and equipment. To mitigate air pollution, solar-powered pumps are used and electricity from solar power will be provided. Wastes generated will be treated accordingly. All these measures are integrated in the pre-construction and design phase.

**Land Preparation.** This could impact the terrestrial flora and fauna. Disturbances of the natural habitat of local wildlife could affect the ecosystem (including the migratory birds, which have been spotted during the site visits). Moreover, indiscrete removal of vegetation can lead to decaying matter and a fire hazard and the subsequent GHG emissions. Thus, cutting of flora is discretely exercised and only those in direct obstacle to the project infrastructure works are removed. Workers are prohibited to disturb terrestrial fauna around project site locations. The effects of land preparation activities could be mitigated, as included in the ESMP, the re-planting and re-growth of existing vegetation in the area and monitoring the wildlife and terrestrial ecosystem thereafter.

#### **Possible environmental impacts during construction phase**

**Construction phase of 1,000 CMD SWRO Desalination Facility and its 1MWp Solar PV power plant in Sitangkai.** Considering that the land areas covered by the proposed project is about 0.8-1 ha, direct environmental impacts can be substantial. This will involve the removal of vegetation during construction. Further, since there are many sightings of wildlife in the area, these animals could become trapped in open excavations and installations associated with the construction if they were to enter the site. Temporary impacts could occur because of the construction activities. These could include, but may not be limited to material storage, construction equipment and vehicle parking.

**Source water intake from beach wells.** To mitigate open intake impacts, using meshed screens and low intake velocity can reduce impingement of larger organisms, while placing intakes in deeper waters or offshore minimizes entrainment of smaller plankton. Beach wells, suitable for small to medium plants, also improve intake water quality, requiring minimal chemical pretreatment but may cause initial soil disturbance during construction. A geotechnical survey is essential before drilling. Sites with poor water quality, high biological activity, or recurring algal blooms should be avoided. Offshore and below-ground intakes offer more stable water quality by filtering out pollutants and reducing exposure to land-based contaminants. Physical and biological impacts of construction:

**a) Heavy equipment and material mobilization.** During construction, heavy equipment and vehicle mobilization generates dust, particulates, and emissions from fossil fuel combustion, reducing air quality and causing health issues



like respiratory problems and eye irritation. To mitigate this, access roads should be away from human settlements, and transported materials should be covered with tarpaulins. Vehicles must pass inspection and be regularly cleaned, with a wash station provided. Any material spills on roads should be promptly cleaned, and periodic road flushing should be included in the contractor's environmental management plan (CEMP) to minimize dust suspension.

**b) Basecamp operations.** Construction activities generate significant wastewater, which, if unmanaged, can lead to waterborne diseases and contaminate groundwater and surface water. This can be mitigated by installing portable toilets and septic tanks or digesters with drain fields. To meet increased water demand during construction, rainwater catchment systems are recommended, along with wastewater recycling for flushing and cleaning purposes. Proper waste segregation and recycling, as mandated by RA 9003, should be implemented to prevent land and marine pollution. Burning of waste is prohibited under RA 9003 and RA 8749 (Clean Air Act) due to its GHG emissions. Recyclable materials like wood, metal, and concrete should be reused, while biodegradable waste can be composted for soil enhancement.

**c) Land preparation.** Preparation of land for the project could impact the terrestrial flora and fauna. Removal of natural habitat for local wildlife could affect the ecosystem and the migratory birds (which have been spotted during the site visit). Moreover, indiscrete removal of vegetation can lead to decaying matter and a fire hazard and the subsequent emission of GHG. Thus, cutting of flora is exercised only for those who are in direct obstacle to the project infrastructure works and workers are prohibited to disturb terrestrial fauna around project site location. The effects to the disturbed terrestrial flora and fauna could be mitigated, as included in the ESMP, the planting of new habitat such as mangrove forests and monitoring the wildlife and ecosystem thereafter.

**d) Noise, vibration, odor, and visual nuisance.** Operating heavy machineries and equipment can impact the local communities with their noise, vibrations, visual nuisance, and odor emissions. To prevent public unrest, regular working hours according to local context will be strictly followed. Significant noise generating activities will be carried out in the least sensitive time periods to be determined in consultation with the barangays affected. Equipment and support facilities will be maintained in good order. Noise reduction components (e.g., mufflers) will be employed and inspected prior to the commencement of works. Noise emissions from construction equipment should not exceed 75 dBA, which is the allowable tolerance of the general public.

**Rehabilitation of water supply and distribution, development of communal rainwater catchment and improved communal sanitation systems.** The environmental impacts of the three project components, namely: a) rehabilitation the water tanks and laying of new water pipelines for the distribution network, wherever necessary; b) communal rainwater catchment; and c) improved communal sanitation system, are all deemed minimal. However, these impacts are still noted, and mitigation measures are suggested to eliminate if not minimize such impacts.

**Environmentally responsible procurement.** This needs to be guaranteed by the project through proper planning of activities during pre-construction and design phase, ensuring environmental management plans are in-place and necessary environmental personnel are included in the earlier phases of the project to improve communication and cooperation among project stakeholders.

### Possible environmental impacts during post-construction and operation phase

**Operation of high-pressure pumps.** The Sea Water Reverse Osmosis (SWRO) desalination process has a direct correlation of the operating pressure to the amount of total dissolved solids (TDS) in the raw water. The TDS of seawater along the coasts of Sibutu and Sitangkai ranges between 32,000-34,000 ppm (average of 33,000 ppm). This could entail operating the RO membranes at around a pressure of 30-40 bars, depending on the yield it is designed. At this high pressure, noise and vibrations could affect the local community much like the operations of heavy equipment during construction. Thus, a similar mitigating measures will also be suggested. In addition, selection of site location would also suggest factor in the decision. It might be prudent to construct the facility at least 1km away from nearby settlement. However, if the noise level is still above the Philippine-based threshold on the noise monitoring in the ESMP, necessary measures such as installation of noise barrier shall be implemented.

**Reject streams or effluents from seawater desalination.** The effluent salt concentrate is typically washed back into the sea, as common industry practice, by pipe dispersion through many ports or by nozzle jets. Impact of high salt concentrations in the effluent discharge is usually mitigated by dispersion or dilution of the brine to less than 1 ppt difference over a small (<20m radius) area.

Sitangkai is bordered by the deep Sulu Sea to the north and the Celebes Sea to the south, with the Sibutu Passage, a broad and deep channel (100-685 fathoms), connecting the two islands. This passage is known for its strong currents, reaching 5-10 knots during the southwest monsoon and reversing to 3-4 knots during the northeast monsoon. These currents influence local boat designs and play a crucial role in the dispersion of brine from the desalination plant. Simulation models show that brine concentrations remain below 1 ppt at depths of up to 5 meters, even with discharge volumes scaled from 1,500 to 15,000 cmd. The proposed pipe dispersion system with nozzle jets, installed at 5-7 meters depth, can support future plant expansions up to four times the initial capacity.

### Modeling seawater concentration during dispersion of brine concentrate in the sea (Sitangkai-Sibutu Passage)

Parameters		Model 1	Model 2	Model 3	Model 4	Model 5
$V_{brine}$	Volume of brine solution discharged (cmd)	1,500	1,500	3,000	6,000	15,000
$TDS_{brine}$	Total dissolved solids of brine solution (ppt)	64	64	64	64	64
$Velocity_{(seawater)}$	Velocity of seawater current (knots)	3.0	3.0	3.0	3.0	3.0
$TDS_{(seawater)}$	Total dissolved solids of seawater as baseline (ppt)	32	32	32	32	32
$Depth_{(sea)}$	Depth of sea where dispersion occurs (m)	3.5	5	3.5	3.5	5
$TDS_{New}$	New TDS of seawater during dispersion (ppt)	32.103	32.072	32.204	32.406	32.704

Increase in TDS	Difference between TDS before & during dispersal (ppt)	0.103	0072	0.204	0.406	0.704
-----------------	--	-------	------	-------	-------	-------

Effluent discharge from desalination may contain pretreatment and cleaning residues, requiring proper treatment if concentrations are high. When free of chemicals, the discharge can be explored for salt-making potential. The marine ecosystem at the discharge site must be monitored, with mitigation measures as needed to maintain ecological balance. Discharge impacts can be reduced by using diffuser systems and selecting sites with favorable ocean conditions to disperse salinity. Chemical impacts, especially from biocides like chlorine, can be minimized through pretreatment or replacement with safer alternatives like sodium bisulfite. Filter backwash should undergo sedimentation and dewatering, while cleaning solutions should be treated on-site or discharged to sewers. Non-chemical methods, such as UV irradiation, offer chemical-free disinfection but are not yet effective for large-scale plants. Key mitigation measures include proper site selection, use of UF or MF membranes for natural pretreatment, and advanced waste diffusion systems. Further processing of brine, such as for salt production, can also reduce environmental impact.

**Replacement of RO membranes.** Replacement of RO membranes due to end-of-life or cut short by untoward fouling leads to the storage of used membranes which are not easy to dispose or recycle. Apart from being a solid waste, it can also be a health hazard if not stored properly due to the presence of potential toxic cake inside the membrane. It should be part of the solid waste management plan the storage of such used RO membranes. Ideally, it should be stored until such a time that it can be shipped to accredited treatment facility or discarded in sanitary landfill. Other potential use of the spent membrane is to recycle them in the production of low-quality water for irrigation or similar purposes. It can also be disposed at facilities that has the capabilities and applications to convert waste to energy (e.g., pyrolysis or plasma technology).

**Chemical and chemical waste handling.** To improve the lifespan of SWRO membranes, anti-scalants are generally used during the Clean-In-Place (CIP) operations. To prevent untoward accident or incidents involving chemicals, such as leakage, spillage and chemical mishandling, proper storage and handling of chemicals and hazardous waste shall be developed in compliance with RA 6969 – an Act to control toxic substances and hazardous wastes. In addition, chemicals should be handled by trained personnel and supervised by licensed professional. Included in the chemicals and waste chemicals management plan are contingency measures in case of chemical accidents or incidents.

**Energy impact and mitigation.** Energy use is a main cost factor in water desalination and has already been reduced by some technological innovations, such as the use of energy recovery equipment or variable frequency pumps in RO plants. A very low specific energy consumption of 2–2.3 kWh/m<sup>3</sup> has been reported for a seawater desalination plant that uses an energy recovery system consisting of a piston type accumulator and a low-pressure pump. Furthermore, to minimize impacts on air quality and climate, the potential for renewable energy use (1MWp Solar PV Power Plant in this project) is hereby explored.

**Maintenance of solar panels.** Washing of solar panels to improve its energy capture efficiency can lead to unwanted environmental impacts. Panel wash water could potentially transport contaminants, such as the discharge of zinc because of corrosion in the panel frames, into the ground water. Operational procedures to plan for panel-washing on an as needed basis, rather than routine basis. This is also recommended as frequent washing could lead to scarcity of fresh water in the island of Sitangkai. Washing is also done by water alone and detergents or chemicals for cleaning are not advised. Manual “dusting” is to be prioritized to avoid wastewater generation. These maintenance programs are necessary to avoid corrosion and the subsequent contamination of heavy metals. Thus, monitoring of the ground water to identify early signs of elevated zinc or other heavy metals is a suitable mitigating measure.

**Operation of solar pumps for water supply and distribution.** Noise and vibrations of the solar-powered pumps could affect the local community much like the operations of heavy equipment during construction. Thus, similar mitigating measures will also be suggested. However, if the noise level is still above the Philippine standards (determined by noise monitoring in this EMP), necessary measures such as installation of noise barriers and mufflers shall be implemented.

**Terrestrial flora and fauna.** Once the infrastructure is (re-)constructed, affected terrestrial flora and fauna will not be able to repopulate the occupied space, except for spaces under the elevated water tanks. However, vegetation repopulated may be dominated by invasive plants as observed in some project sites. One of the major threats currently observed is the leaking of fossil-derived fuels used for motor pumps, which may be fatal to the exposed flora and fauna and may contaminate surface and groundwater resources.

**Indirect Impacts.** Subsequent to the potential loss of vegetation at the project sites, indirect impact includes natural habitat loss to few affected species relying on the vegetation for forage or breeding. It should also be noted that in close proximity of the project sites are critical habitats such as wetlands and mangrove ecosystems, which is natural habitats for many migratory species; these ecosystems may be affected by the noise, vibration, odor emissions, solid/liquid wastes left out after construction.

**Impact Assessment.** Based on the scope and size of the project, the impact footprint to the terrestrial ecosystem is small. Below is a summary of the impact assessment in terms of magnitude, significance, probability, and duration. It may be definite that there will be a permanent change in the diversity of fauna and flora in the project site. However, size of the project is small relative to the potential space of where the displaced flora and fauna can repopulate.

## Social impacts

### Possible social impacts during pre-construction phase

These are commonly associated with the resettlement of people along the pipeline routes and construction sites. It should be noted that the pipelines will be located or temporarily stored and stacked along road reserves and hence permanent relocation of domiciles or households is not foreseen. Likewise, the construction site is in an empty space in Tongmageng, where the desalination facility will be installed together with a 1 MWp solar PV power supply. The proposed

pipeline routes and construction site do not encroach existing infrastructure and for that reason, the project will not lead to physical or economic displacement.

Possible social impacts during construction phase

**Traffic Congestion:** Minor traffic congestion is expected due to contractor vehicles, though the project sites are not in busy areas. Maintenance during operation may cause occasional delays and safety risks if pedestrian access is limited, but proper signage and awareness campaigns can mitigate this.

**Socio-economic Impacts:** The project will boost local employment and income during construction, benefiting local vendors. However, in-migration may pose social risks such as increased crime or disease spread, though this risk is low as most workers will be hired locally.

**Public Health and Safety:** Public health impacts are minimal, as pollutants from operations are insignificant and worker health is regulated by DOLE. Safety risks for workers and the public include exposure to machinery, noise, and manual labor hazards. Poor waste management at construction sites could lead to pest infestations, underscoring the need for proper waste disposal.

**Spread of communicable diseases.** In-migration of people (especially the professionals and highly skilled workers) from different regions may lead to behavioral influences which may increase the spread of diseases in the area.

**Occupational Health and Safety Risks:** Construction workers face hazards from machinery, noise, and electromechanical work. At concrete mixing plants, skin contact with cement can cause irritation, while dust from activities like bush clearing, material delivery, and trench excavation may affect respiratory health. Additionally, harassment among workers is a potential risk, which can be mitigated through proper sensitization, clear reporting mechanisms, and disciplinary measures.

**Sexual exploitation and abuse (SEA) of community members by project workers.** This impact refers to sexual exploitation and abuse committed by project staff or workers against a certain member of the community and represents a risk at all stages of the project implementation.

**Gender-based violence (GBV) at the community level.** GBV constitutes acts of gross misconduct and are grounds for sanctions, penalties, and/or termination of employment. This includes, for example, an increase in intimate partner violence (IPV) when compensation schemes that share funds equally among husband and wife at the household level do not provide adequate sensitization and safety measure to reduce the potential for increased tensions due to females receiving funds. GBV-related risks also include the safety and security issues related to the delivery of water and sanitation services.

**Violence Against Women and Children (VAWC):** VAWC includes physical, sexual, emotional, and psychological harm or negligent treatment that jeopardizes the health, safety, or dignity of women and children. This can involve exploitation for profit, labor, or sexual gratification, including digital exploitation through devices and media. Preventive measures must address these risks through strict policies, training, and monitoring.

**Labor Influx:** Minimal in-migration is expected due to local labor requirements, though skilled workers may arrive for short-term roles. The project's demand for goods and services may attract vendors and suppliers, while construction sites may draw some in-migrants seeking opportunities. Proper planning can help manage potential social impacts from this influx.

**Gender Empowerment.** There is a need to promote gender equality in all aspects of economic development and more so in the construction phase. The contractor should uphold principles of gender equality through compliance with gender inclusivity requirements in the hiring of workers.

**Service Delivery Impacts.** The construction activities will cause disruption of services such as water supply and transportation within the project site. Excavation of trenches and laying down of the water pipes may cause disruption of transport within the project area. Trucks with heavy loads of construction materials may damage roads and footpaths during the construction process.

**Liability for loss of life, injury, or damage to property.** Some of the construction activities may lead to accidents that may be mild or fatal depending on various factors. During the implementation of the proposed project, accidents could be due to negligence on the part of the workers, machine failure or breakdown, or accidental falls into the pipeline trenches. These can be reduced through proper work safety procedures.

**Cultural and lifestyle change and impact on cultural resources.** The project is not expected to affect the lifestyle of the residents in the island. In addition, there are no cultural resources at the project sites that may be affected during and after the project implementation.

**Threat to delivery of basic services and resource competition.** The project implementation is not expected to disrupt the delivery of basic services in the municipality; rather it improves access of the residents to potable water. Resource competition is not expected either because most of the identified groundwater resources are publicly owned. Private water retailers in the area have also their own sources of water which are not accessible to the public.

**Threat to indigenous people, marginalized and vulnerable groups.** The project is not expected to negatively affect these groups of people, rather it ensures that they are provided special attention and importance by considering their needs (e.g., water, sanitation, good hygiene practices) and their understanding and capabilities to adapt to climate change. The project does not cause any resettlement for these groups during and after construction period, nor it has any effect to their land, territories and resources. They are continuously consulted as regards to any project activity that involves them or any changes to their customs, social norms, and livelihood, that the project may cause. The ESMP will continuously evolve and be updated during the inception phase.

## Possible social impacts during post-construction and operation phase

The establishment of an adequate water supply and distribution system will be beneficial to the local community, however, with it comes the increase in the generation of solid and liquid wastes, which should be managed properly. This may also lead to the increase in local labor force on a permanent basis, who will operate and maintain the water supply and distribution system.

### Assessment of key impacts and mitigating measures

**Displacement of settlers.** There are no settlers displaced because there are no households inside the project sites and locations (e.g., dug wells, desalination and solar power facilities, pipeline routes, etc.).

**In-migration.** In the context of EIA, in-migration refers to the influx of people at a project area during implementation and may stay permanently. In-migration is not expected during project implementation because workers will be hired within the municipality or locality.

**Cultural and lifestyle change and impact on cultural resources.** The project is not expected to affect the lifestyle of the residents on the island. There are no cultural resources at the project sites that may be affected during and after the project implementation.

**Threat to delivery of basic services and resource competition.** The project implementation is not expected to disrupt the delivery of basic services in the municipality; rather it improves access of the residents to potable water and lessens the financial burden of the community in importing potable water from neighboring islands.

### Threat to public health and safety.

**Public health.** Public health in this context is the effect of project implementation on peoples' health outside the project site. Health effects on workers are covered by DOLE regulations. Adverse public health effects during construction are not expected because project structures are relatively small and pollutants during operation are insignificant, aside from the fact that major physical infrastructures are located away from major communities and residential areas.

**Generation of municipal solid waste (MSW).** MSW will be generated during project implementation. Construction solid wastes such as excavated materials and municipal wastes generated by workers may accumulate if not properly managed. Management of solid wastes is included in the proposed ESMP (combined EMP and SMP).

**Impact on the water quality.** Generated brine during project operation can contribute to water pollution if not properly managed. Management of this effluent solution from the desalination facility is included in the proposed EMP.

### Generation of local benefits from the project

**Employment opportunities.** Employment opportunities for the host community are expected during project implementation. To enhance the employment opportunities brought by the proposed project, the proponent shall coordinate with the LGU regarding the hiring of workers. Local labor employment will be maximized as much as possible.

**Increased tourist traffic.** One of the issues besetting tourists on the island is the lack of reliable potable water source. Tourists must bring their own potable water from the mainland or purchase expensive bottled water on the island. An increase in the tourist traffic on the island is expected and possibly extend their stay because the project will provide cheap, reliable, and clean potable water, managed sanitation, and hygiene practices, improved solid wastes management, to tourists and residents alike.

**Additional LGU revenues.** The project will contribute to the incomes of the municipality from taxes, fees, and the corresponding increase in economic activities. The proponent should ensure prompt payment of taxes and other legal fees.

**Improvement of communities involving Indigenous People, marginalized and vulnerable groups.** They are expected to benefit from the project by providing them good, potable and safe water supply at low costs than what they are having prior to the project. Their understanding and capabilities to adapt to climate change phenomena are improved as they are more aware of its impact to their lives and livelihoods.

The methodologies recommended in the AF and UNIDO ESSP guidelines as well as the requirements stipulated in national policies and regulations are followed in ensuring the correctness and completeness of the environmental and social impact assessment. To summarize the assessment and evaluation results, the Leopold matrix<sup>9</sup> is adapted to **assess the over-all environmental and social impact of the project across all conditions that are deemed to be affected.** Table 6.1 shows the assessment and evaluation results based on the environmental (physical and biological) and social impacts that the project will likely cause, as discussed above. Along each impact, specific parameters are indicated, e.g., soil, water, flora, fauna, etc. A common scale of 1-10 is applied to all assessments in terms of **Magnitude, Significance, Probability, and Duration** of impact during the construction and post-construction and operation phases. The legend indicated in Table 6.1 describes the meaning of each assessment scale.

**From Table 6.1, the over-all impact is seen to be “tolerable” during the construction phase and is further envisioned to reduce to “negligible” during the post-construction and operation phases. Furthermore, the envisioned negative impacts will improve to become positive in the long-term mainly due to the intervention actions implemented by the project.**

---

<sup>9</sup> Leopold LB et.al., 1971. A Procedure for Evaluating Environmental Impact. Geological Survey Circular 645, Washington USA, 1971.



## 7 ENVIRONMENTAL AND SOCIAL MANAGEMENT PLAN (ESMP)

This chapter provides some details on the management initiatives and the measures to be implemented during the pre-construction, construction, and operational phases of the project. The ESMP has 3 main components, which are presented, discussed, and tabulated below.

### Environmental Management Plan (EMP)

#### Environmental Mitigation Measures

This section lists the potential impacts of the project and proposes the necessary mitigation measures. Also presented are the roles and responsibilities for implementation and for supervision, monitoring measures to ensure implementation, and cost estimates. Such mitigation measures are presented during the various phases of the project (pre-and construction, post-construction, and operation phases (see Table 7.1).

#### Environmental Monitoring Program

This section prepares a detailed plan to monitor the implementation of mitigating measures and continuously monitor the impacts of the project during construction and operation. Details on the parameters to be monitored, monitoring locations, and frequency are provided as well as the roles and responsibilities for implementation and supervision, and cost estimates. The standards, guidelines, or targets for performance measurement for the monitoring program are also specified. This may include socio-economic measurements in cases where re-settlement is required (see Table 7.2).

#### Institutional Arrangements

This section reviews the authority and capability of institutions at local and national levels and recommends steps to strengthen or expand them so that the management and monitoring plans in the environmental impact assessment can be implemented. The costs and sources of funds for the proposed measures and any training requirements for capacity building in the field of environmental safeguards are indicated as estimates (see Tables 7.3-7.4).

### Social Management Plan (SMP)

For this project, the SMP is designed to provide general guidance on the monitoring requirements of the ESMP. Monitoring will be implemented during the pre-construction, construction, and operational phases of the project. It will focus on the actual implementation of the mitigation measures contained in the SMP and the status of compliance with the UNIDO safeguard policies. The SMP has 3 main components, namely: (1) Social Mitigation Measures, (2) Monitoring Program, and (3) Institutional Arrangements, the background details of which are included in **Annex E of the ESIA**.

#### Social Mitigation Measures

This section lists the potential impacts and proposes the necessary social mitigation measures, including the roles and responsibilities for implementation and for supervision, monitoring measures to ensure implementation, and cost estimates. Such mitigation measures are presented for both the construction and operation phases of the project. Please refer to Table 7.5 for details.

#### Social Monitoring Program

This section prepares a detailed plan to monitor the implementation of mitigating measures and continuously monitor the impacts of the project during construction and operation. Details on the parameters to be monitored, monitoring locations, and frequency are provided, as well as the roles and responsibilities for implementation and supervision, and cost estimates. The standards, guidelines, or targets for performance measurement for the monitoring program are specified as well. Please refer to Table 7.6 for details.

#### Institutional Arrangements

This section reviews the authority and capability of institutions at local and national levels and recommends steps to strengthen them so that the monitoring plans in social impact assessment can be implemented. The costs and sources of funds for the proposed measures and any training requirements for capacity building in the field of social safeguards are indicated as estimates. The plans involving institutional arrangements are presented in Tables 7.7-7.8 below.

### Unidentified Sub Projects (USPs) – Methodology for creation of the Environmental and Social Management Framework

The proposed project has several areas of USPs. There are four groups of USPs and all of them require location identification as part of the implementation. All the USPs will be implemented in compliance with national laws and relevant international standards. The ESMP is fully in line with the AI/2021/03 - UNIDO Environmental and Social Safeguards Policies and Procedures (ESSPP). This section presents the ESMF, a project level tool to ensure the compliance of USPs with the environmental and social criteria. Strict environmental and social (E&S) impact criteria will be applied to all USPs looking for support from this project. Project developers will be expected to respond to criteria (ESMF tool that will be developed) and mitigating any identified risks. This will be checked by the PMU, through an E&S specialist appointed for this task.

In general, this ESMF outlines the procedures, mitigation measures, and institutional arrangements for managing environmental and social risks and impacts of unidentified sub-projects (USPs) under the proposed adaptation project. This ESMF ensures compliance with national environmental regulations and international standards, specifically the Adaptation Fund's Environmental and Social Policy (ESP). It serves as a guiding document for sub-projects, particularly those related to mangrove restoration, forestation, nature-based solutions, and seaweed aquaculture.

#### USPs within this project



**Table 7-1 USPs within this project**

USP	Elaboration for non-identification in this stage	Justification for inclusion	Implementing stakeholders
<b>Mangrove restoration/reforestation</b>  <b>Type of USP</b> - Partially unidentified: specific activity identified, location to be determined	<p>This is pre-identified adaptation action. It is expected that this action will predominately be included as part of this output 2.2. Targeted island areas are characterised by significant lack of data and availability of investment ready coastal management related pipeline of sub investments. Proposed feasibility study is the key to unlock the potential for expanding current mangrove systems and understand the scale and scope of intervention while at the same time ensure indigenous communities' engagement and inclusion of indigenous knowledge into interventions. This was not possible at all to determine in this proposal development stage. Once defined, EE would ensure that area of surface of restored mangroves (m<sup>2</sup>) is reflected in the results framework.</p>	<p>Mangrove restoration have significant potential to ensure increase in the adaptive capacity of targeted areas. More specifically, those can reduce climate impacts of sea intrusion and storm surges, ensuring that freshwater sources remain non salinized. On the other hand, this would ensure reduced loss and damage of targeted areas ensuring the possibility of maintaining current economic activities as well as to expanding to other ones as described in the output. Non-inclusion of this action would result in a lost opportunity that project poses. Holistic and overarching approach towards addressing climate adaption needs is a must— regardless of the project really focusing on water supply and systems.</p>	<p>Study - PMU with support from the contracted service providers</p> <p>Investments – led by PMU in coordination with local governments. Implementation works undertaken by contracted service providers.</p> <p>E&amp;S Expert as part of the PMIU</p>
<b>Forestation –</b>  <b>Type of USP</b> Partially unidentified: specific activity identified, location to be determined	<p>As described, targeted areas have potential to increase water retention capacity with additional forestation. It is currently unclear what the potential, scale, and scope might be. Need for this activity was flagged by stakeholders during consultations and the proposed project would ensure that this is defined in order to leverage on this potential. There is no available data that might provide additional understanding in this stage so feasibility assessment is a must. It is expected that around 20% of the dedicated output budget would be used for this action.</p>	<p>The action has significant potential to increase adaptive capacity though cost-effective and quite easy to implement interventions. The number of negative externalities avoided with this approach is mentioned in the output and it is quite substantial. It is vital that it is considered as part of the coastal management aspect.</p>	
<b>Other nature-based solutions</b>  <b>Type of USP:</b> Fully unidentified: both the activity and the location are not determined	<p>The feasibility assessment would consider additional interventions that may take up to 10% of the dedicated budget for this output. It is not possible to determine technical details at this stage. However, it is not expected that these activities would pose any significant environmental and social risks – the feasibility study will identify exclusion criteria as in line with national environmental legislation, results of stakeholder consultations, and the ESMP.</p>	<p>The real value added of A 2.2.1. lays in the fact that it would ensure the understanding of the potential for inclusion of nature-based solutions as part of this nexus proposed approach. Only with a clear baseline it would be possible to determine effective and tailored made interventions that would ensure the increase of adaptive capacity.</p> <p>These interventions, even though fully unidentified, would not pose significant investment. The study would ensure that E&amp;S screening is conducted and that potential actions fully comply with safeguards. In case it is not possible to identify suitable interventions under this category, the PMU will shift dedicated funding towards mangrove restoration and forestation.</p>	
<b>Two seaweed nursery centres</b>  <b>Type of USP</b> - Partially unidentified: specific activity identified, location to be determined	<p>The technological approach and scale of investments is known. However, the PMU will have to work with the local governments, coordinate with MSU-TCTO, and academia community in order to define most suitable locations for these nursery homes. In a nutshell, only locations remain to be defined. This was not possible to determine at this stage as first activity 3.1.1. needs to be undertaken. This assessment activity will ensure that needs are clearly defined and climate resilient seaweed species are available for the introduction of Seaweed and Integrated Multi-Trophic Aquaculture (IMTA) farming systems.</p>	<p>Component 3 of the proposed project aims at the development of climate resilient seaweed farming practices. In order to do so, it needs to leverage on the scientific work already undertaken in the country. This means that only verified seeds should be available and distributed in order to ensure climate resilience and non-harmful effect of species to local ecosystems. As noted, there are activities ongoing related to seaweed value chain development. Only with the reliable feedstock supply this value chain can pose a sustainable market development opportunity.</p>	<p>Investment – led by PMU in coordination with Local governments and MSU-TCTO.</p> <p>E&amp;S Expert as part of the PMIU</p>

USP	Elaboration for non-identification in this stage	Justification for inclusion	Implementing stakeholders
<b>Seaweed and Integrated Multi-Trophic Aquaculture (IMTA)</b>  <b>Type of USP</b> - Partially unidentified: specific activity identified, location to be determined	Piloting these systems is necessary to ensure diversified and sustainable income for seaweed farmers. IMTA is a well-established farming system and is suitable for the conditions in target islands. At this stage, locations are not known as there is a need to conduct assessment under activity 3.1.1. In addition, the type of products for aquaculture (Crustaceans, molluscs, etc.) would need to be determined based on assessment of local specifics and environmental conditions, as well as the type of seaweed species for cultivation.	Seaweed farming itself needs to be integrated in systems that offer sustainable and diversified income related opportunity. In addition IMTA enables different species of fish, crustaceans or molluscs to reinforce and improve each other's environment for growth. For instances, some crustaceans can help fertilize seaweed, etc. Therefore, IMTA can support both diversification of income, improve seaweed cultivation, and indirectly address issues such as use of fertilizer. The project will ensure that interventions align with national environmental legislation and the ESMP.	

### ESMF - procedure for USPs

The following sub-section presents the procedure for implementing the USPs related ESMF. The suggested procedure is to be revised at Project start by the E&S specialist during the delivery of various project outputs relevant for the USPs and defined in detail alongside the PMU. The procedure follows a step-by-step approach to assess the USPs during project implementation and to determine their eligibility, risks, and mitigation actions in terms of environmental and social impacts. The process consists of three (3) steps: 1) Assessing exclusion criteria; 2) Assessing E&S impact categorization (risk level definition); and 3) Assessing complementary E&S criteria. The detailed criteria and the process will be defined once the project's starts. This way the approach will be most efficient as it will be tailored and driven by local stakeholders and community, ensuring ownership of the projects and as well as full alignment with the needs of recipients.

all the USPs will undergo through the following process (more details in the table below):

- **Step 1: Exclusion criteria** – The specific initial exclusion checklist will be developed for USPs (feasibility study under output 2.2. and additional analysis report undertaken by E&S project expert for USPs under output 3.1. The exclusion lists will be location specific and will exclude all the locations where interventions may have any environmental **and social significant harm potential**. Furthermore, the exclusion list will be developed in a way that is in line with the UNIDOs ESSPP. More specifically, exclusion list will encompass both locations and activities, ensuring that no project: (i) infringes on critical habitat protection, (ii) introduces or uses invasive non-indigenous species, (iii) employs banned pesticides or chemicals, (iv) causes involuntary resettlement or economic displacement, (v) alters, damages, or removes cultural heritage sites, or (vi) uses forced, trafficked, or child labor. Projects identified with such risks will require stakeholder consultations for redesign or relocation; otherwise, they will be excluded from further development. This activity will be led by the E&S expert within the PMU.
- **Step 2: Risk level definition and project categorization** - If the USPs have successfully passed Step 1, they will be assessed for their potential E&S impacts to determine their risk category and the types of social and environmental assessments needed for the USPs (ESMP, ESIA, FPIC, Gender study) It is proposed that every intervention under USP category goes through UNIDO E&S Scorecard, to be then verified by the E&S specialist. This step will include a checklist for each of the USPs identified during the project implementation phase. The E&S Scorecard will be refined by the E&S expert in order to customize it to the USPs context. The Scorecard will be based on the one presented in this report as Annex G. Please note that the ESMF scorecard will integrate E&S Principles of the AF, presented in the table below:

Checklist No.	Environmental and Social Principle
1.	Compliance with the Law
2.	Access and Equity
3.	Marginalised and Vulnerable Groups
4.	Human Rights
5.	Gender Equity and Women's Empowerment
6.	Core Labour Rights
7.	Indigenous Peoples
8.	Involuntary Resettlement
9.	Protection of Natural Habitats
10.	Conservation of Biological Diversity
11.	Climate Change
12.	Pollution Prevention and Resource Efficiency
13.	Public Health
14.	Physical and Cultural Heritage
15.	Lands and Soil Conservation

- **Step 3: Additional cross referencing of USPs with the following environmental criteria:**
  - 1. Compliance with local environmental laws and national environmental laws, as well as international agreements (e.g., the reduction on the use of ozone depleting substances (ODS) by the Montreal Protocol), where applicable.
  - 2. GHG reduction potential
  - 3. Extent and use of scarce resources and proposals for conservation / recycling of those resources

- 4. Extent and use of hazardous materials and their disposal and management plans
- 5. Waste management proposals, including recycling, reuse, and reduction plans.
- 6. Water use and conservation plans.
- **Step 4: Cross referencing of USPs with the following social criteria:**
  - Stakeholder engagement and discussions – strong emphasis on inclusion of indigenous knowledge and practices. The process is described separately further in this sub-chapter.
  - Compliance with the occupational, safety and health at work legislation
  - Environmental, health and safety risks to workers (working conditions, health and safety) and surrounding communities and risk levels for beneficiaries
  - Inclusion of gender and diversity and potential adverse impacts of the activities on their livelihoods.
- **Step 5: Decision on the inclusion of suggested USPs and integration of mitigation measures as applicable** – This step will include the decision based on the results from the screening process and analysis. If defined, the mitigation measures for each USP will be defined and integrated into the ESMP of the project. Finally, as such, those will be monitored and report against as part of the ESMP related tasks.

### Environmental and Social Safeguarding in Practice

As already mentioned previously, all the USPs will be defined through additional feasibility assessment and analysis. Meaning that ESMF tool will be further developed within these activities and be used to test USPs against the tool and overall ESMF procedure - (A 2.2.1. for USPs under Component 2 and additional analysis undertaken by E&S expert in order to define locations for USPs under Component 3). During the pre-screening process that will result in the pre-selection of USPs related interventions, these will be evaluated against a number of stringent E&S criteria (ESMF scorecard and additional steps described previously) to ensure that the overall proposed project achieves the highest possible positive net impact. Key aspects of the criteria, and associated assessment/screening, are the environmental and social impact potential, and effectiveness of environmental and social mitigation measures. The E&S criteria will consider the national legislation and context of the project location(s). The PMU will adapt the criteria and carry out the assessment/screening of applications, with support from an E&S Specialist to be appointed by the PEE. Where appropriate mitigation measures for potentially identified negative impacts are not feasible, the project will not pass the pre-screening. An E&S Specialist will be identified and appointed by the PEE in order to support E&S screening processes associated with the selection of projects for the pipeline to be supported by the project. Basically, this expert will be responsible for refining the ESMF and processing the defined interventions. This would include getting involved into A 2.2.1 feasibility assessment and leading the location determination for Component 3 related USPs.

### Stakeholder engagement process

The USPs will be processed through the ESMF tool. One of the pillars of the tool will definitely be Step 4 where stakeholder engagement process is envisaged. Please note that the funding proposal has been developed through comprehensive stakeholder engagement process with related annex being submitted as part of the submission package. The inclusion of activities that fall under the USPs comes as a result of various consultations and as such are approved by all the key stakeholders. During the USPs screening process, USPs related stakeholder consultation is envisaged. More specifically:

- For USPs that fall under Component 2, a feasibility assessment will be developed. This assessment envisaged comprehensive stakeholder consultation with various stakeholders that include LGUs, national and local public institutions, research facilities, and most notably public community. The project envisages a number of rounds of public consultations. Under output 2.2. aims at ensuring that most vulnerable groups in coastal zones, burdened by climate impacts, are targeted by this component. As part of the feasibility assessment, it is envisaged to organize two workshops, one for identifying key areas of challenges, and another one where solutions (locations for NbS) would be defined together with the local community and key stakeholders.
- For USPs that fall under Component 3, PMU and E&S will work together with the Mindanao State University – Tawi-Tawi College of Technology and Oceanography (MSU-TCTO) in order to define most appropriate locations for nurseries – E&S expert will play a key role in ensuring the compliance with the rigid criteria defined by the ESMF tool. For piloting Seaweed and Integrated Multi-Trophic Aquaculture (IMTA), PMU will organize meeting and consultations with local financial institutions and community organizations/cooperatives in order to find partners, secure the demand, and pilot these techniques.

### Roles and Responsibilities

As the execution entity, the selected Executing Partner will designate internally, or recruit directly project management personnel to form a Project Management Unit (PMU) to execute the activities. The PMU will be responsible for the day-to-day management of the project execution, monitoring and evaluation of project activities as in the agreed project work plan. The PMU will coordinate all project activities being carried out by project experts and partners. If necessary, Executing Partner will subcontract qualified service providers for the execution of certain additional activities. An open and competitive process will be used to select such service providers.

The PMU as required for management and administrative tasks, has overall responsibility for the execution of the project and for the project compliance with AF, national and local legislation, and UNIDO policies and standards. The PMU, reports to UNIDO and UNIDO is then accountable to AF. More specifically, the PMU is responsible for:

- Conducting and providing evidence of meaningful (free, prior, and informed) consultation, where relevant, with stakeholders and ensuring broad support;

- Ensure that USPs that will be included in the pipeline have followed international best practices with regards to public involvement, disclosure of information and meaningful consultations with stakeholders at all levels, in particular vulnerable groups;
- Assess whether USPs included meets a level of acceptable compliance with the requirements of the USPs ESMF and UNIDO ESSPP and if not;
- Overseeing any environmental and social assessments conducted with regards to the impacts of the project;
- Applying the E&S risk mitigation hierarchy to all activities conducted, i.e., to avoid potentially adverse impacts; if avoidance is not possible, to reduce and minimize potential adverse impacts; if reduction or minimization is not sufficient, to mitigate them;
- Where appropriate, liaise with other potential project executing partners or contractors to ensure the application of the above measures on all relevant project activities.

Relevant to the USPs ESMF, the PMU will appoint dedicated E&S expert that will be responsible for the following:

- Undertake review and updates to the projects selection criteria relating to environmental and social impacts.
- Develop and define the fully developed USPs ESMF.
- Establish a publicly accessible project-internal complaint mechanism, including the effective and culturally appropriate communication of its existence to project beneficiaries.
- Directly participate in public consultations – ESMF related fact finding, clarifications, and elaboration.
- Screen USPs against the ESMF – decision report checklist to be submitted to the project manager.
- Carry out annual reviews and monitoring of environmental and social impacts from the USPs related activities.

### **ESMF Implementation plan**

**Table 7-2 ESMF Implementation Plan**

<b>ESMF Procedures</b>	<b>Schedule/Timing in project cycle</b>	<b>Responsible</b>	<b>Budget</b>
<i>Selection of subprojects</i>	Year 1	PMU, UNIDO, Contractor, and E&S expert	- Budgeted as part of the output 2.2. - E&S expert cost
<i>Screening &amp; Categorization of subprojects</i>	Year 1	E&S expert and Project manager	- E&S Expert cost
<i>Determination of Assessment needed (ESMP, ESIA, FPIC)</i>	Year 1	E&S expert and Project manager	- E&S Expert cost
<i>Stakeholder engagement</i>	Year 1	PMU, UNIDO, Contractor, and E&S expert	- Part of the project implementation budget – components 2 and 3 (Outputs 2.2. and 3.1.).
Monitoring	Entire project	E&S Expert, PMU, UNIDO	- E&S expert costs

**Table.7-3. Overall Summary – Evaluation of Environmental and Social Impact of the Project**

Impact				Construction Phase				Post-construction and Operations Phase				
				Magnitude	Significance	Probability	Duration	Magnitude	Significance	Probability	Duration	
Environmental and Social Conditions	PHYSICAL	SOIL	Soil quality	4	3	3	3	1	1	1	2	
			Erosion	3	3	3	3	2	2	1	2	
			Geomorphology	2	2	2	2	1	1	1	1	
		WATER	Coastal zones	4	4	4	4	3	2	2	2	
			Subsurface/ground water	4	4	4	4	3	3	3	3	
			Sea quality	4	4	4	4	3	3	3	3	
		AIR	Air quality	1	1	1	1	1	1	1	1	
			Odors and Noise	2	2	2	2	1	1	1	1	
		BIOLOGICAL	FLORA	Forests and Crops	5	5	5	5	2	2	2	2
				Wetlands	3	3	3	3	1	1	1	1
	Seagrass			5	5	5	5	2	2	2	2	
	FAUNA		Mammals	5	5	5	5	3	3	3	3	
			Birds	5	5	5	5	1	1	1	1	
			Fish	5	5	5	5	3	3	3	3	
			Other vertebrates	5	5	5	5	3	3	3	3	
	Invertebrates		5	5	5	5	3	3	3	3		
	ECOSYSTEMS		Ecosystem quality	4	4	4	4	1	1	1	1	
			Ecosystem destruction	5	5	5	5	2	2	2	2	
	SOCIAL	LAND USES	Rural	3	3	3	3	1	1	1	1	
			Fisheries	2	2	2	2	1	1	1	1	
			Urban/Industrial	1	1	1	1	1	1	1	1	
			Recreational	1	1	1	1	1	1	1	1	
		PATRIMONY	Landscape	2	2	2	2	1	1	1	1	
			Historical/Cultural	2	2	2	2	1	1	1	1	
			Wilderness quality	3	3	3	3	1	1	1	1	
		SOCIAL	Population and its density	4	4	4	4	1	1	1	1	
			Employment	1	1	1	1	1	1	1	1	
			Hazards	4	4	4	4	1	1	1	1	
AVERAGE				3.36	3.32	3.32	3.32	1.64	1.61	1.57	1.64	
LEGEND: <b>Magnitude:</b> Scale 1-10 (highly tolerable to intolerable effect); <b>Significance:</b> Scale 1-10 (least significant with negligible/limited impact to highly significant/very impactful) <b>Probability:</b> Scale 1-10 (Impact is least probable to impact very highly probable); <b>Duration:</b> Scale 1-10 (short term within the period of activity to long term)												

**Table.7-4. Environmental Mitigation Measures**

AF ESP Principles	Potential Environmental Impacts	Proposed Mitigation Measures	Institutional Responsibilities (Implementation & Supervision)	Cost Estimates (USD)	Comments (e.g., secondary impacts)
<b>1. Design and pre-construction phase (Rehabilitation of water sources, tanks, and distribution systems for each barangay)</b>					
<b>AF ESP Principle 9: Protection of Natural Habitats; AF ESP Principle 12: Pollution Prevention and Resource Efficiency</b>	Over-extraction could lead to saltwater intrusion in fresh ground water resources	Conduct water pumping tests to determine ground water capacity. Water extraction should not go beyond the limit of ground water capacity. Conduct of groundwater hydrology studies to monitor saltwater intrusion during project phase and to be continued by the water district during post-project phase.	<b>Supervision:</b> UNIDO, PMU <b>Execution:</b> PMU, Contractor	<b>SIBUTU</b> 10,000	USD 2,000 per site at 5 sites only
				<b>SITANGKAI</b> 0	May not be applicable due to already brackish water
<b>AF ESP Principle 9: Protection of Natural Habitats; AF ESP Principle 10: Conservation of Biological Diversity; AF ESP Principle 11: Climate Change</b>	Climate Change Vulnerability	During land acquisition for the water desalination facility: (1) Planning new infrastructure at a suitable elevation above the current high tide level (utilizing accurate topographic survey); (2) Must be near a shoreline and must be relatively close to the intended consumers of the desalinated water; (3) Must be near to a body of water where strong and fast exchanges of sea/ocean currents to allow proper brine dilution or dispersion; and (4) Must be near to a back-up power generation facility to allow uninterrupted operation of water supply. (2) Conduct of geotechnical and hydrogeological surveys and studies to monitor seawater characteristics as basis for mitigation measures in the short/medium term by the project, which can be continuously implemented by the water district in the long term.	<b>Supervision:</b> UNIDO, PMU <b>Execution:</b> PMU, Contractor	<b>SIBUTU</b> 0	Not applicable.
				<b>SITANGKAI</b> 10,000	Cost may be waived when land is donated as counterpart of LGU.
<b>AF ESP Principle 9: Protection of Natural Habitats; AF ESP Principle 11: Climate Change</b>	Climate Change Vulnerability	The new SWRO facility and solar PV power plant design of the infrastructure must include provision to withstand extreme weather events, such as sea water inundation. Suitable nature-based solutions for coastal zone and resource management are developed and implemented.	<b>Supervision:</b> UNIDO, PMU <b>Execution:</b> PMU, Contractor	<b>SIBUTU</b> – 0	Not applicable.
				<b>SITANGKAI</b> – 0	Included in SWRO costs
<b>AF ESP Principle 9: Protection of Natural Habitats; AF ESP Principle 10: Conservation of Biological Diversity</b>	Poor design leading to flooding, ponding, and erosion	Storm water design (particularly in the 0.8-1 ha solar farm must: (1) avoid land contouring; and (2) incorporate the use of vegetation, preferably native grasses, and ground cover in storm water design.	<b>Supervision:</b> UNIDO, PMU <b>Execution:</b> PMU, Contractor	<b>SIBUTU</b> - 0	Not applicable.
				<b>SITANGKAI</b> 0	Groundwater contamination (Included in construction costs)



AF ESP Principle 12: Pollution Prevention and Resource Efficiency;  AF ESP Principle 11: Climate Change	Leaks of diesel or gasoline motor pumps could lead to ground water contamination	(1) All the shallow wells in Sibutu & Sitangkai, are around half-a-kilometer away from the nearest coast, where the electrical transmission lines run along. Water pumping is carried out using diesel or gasoline-powered motor pumps which are prone to oil and fuel leakages, which can easily enter the ground water resources. Replacement of current motor pumps with solar-powered pumps can eliminate this environmental impact and can avoid GHG emissions; and (2) In designing the water distribution system, it is recommended to use solar booster pumps to augment the water pressure in the pipelines.	Supervision: UNIDO, PMU  Execution: PMU, Contractor	SIBUTU 0	(Cost included in construction costs)  Diesel- or gasoline powered motor pumps contribute to air pollutants, causing lower air quality. Potential abatement of greenhouse gas emissions using renewable solar pumps can be done.
				SITANGKAI 0	
AF ESP Principle 12: Pollution Prevention and Resource Efficiency	Non-compliance to environmental laws	(1) Prepare the EIA study for submission, together with application documents, to BARMM/MENRE, in order to secure the necessary permits (e.g., ECC). (2) Conduct of groundwater and/or seawater analysis to monitor water characteristics as basis for mitigation and sustainability plan by the water district.	Supervision: UNIDO, PMU  Execution: PMU, Contractor	SIBUTU 5,000 SITANGKAI 5,000	(Includes costs for scoping and site surveys by MENRE, application and review fees.)
AF ESP Principle 12: Pollution Prevention and Resource Efficiency	Potential over-extraction of ground water sources especially during dry seasons could lead to saltwater intrusion.	(1) Design communal rainwater catchment systems to augment water supply and prevent over-extraction of ground water resources; (2) Use of solar-powered pumps to improve water supply and distribution systems; (3) Campaigns for water conservation and recycling in households and seaweed processing facilities; (4) Suitable nature-based solutions for coastal zone and resource management are developed and implemented.	Supervision: UNIDO, PMU  Execution: PMU, Contractor	SIBUTU 0 SITANGKAI 0	Potential abatement of GHG emission using solar-powered pumps.  Costs included in the total systems costs.
AF ESP Principle 12: Pollution Prevention and Resource Efficiency	Hanging latrines allow the direct disposal of sewage and contaminates seawater	(1) Design communal sanitation systems equipped with appropriate septic tanks good for 8-10 households with provision for final effluent pumping into a properly designed coastal drain field.	Supervision: UNIDO, PMU  Execution: PMU, Contractor	SIBUTU 0 SITANGKAI 0	Potential abatement of GHG emission using solar-powered pumps. Costs included in the total systems costs.
AF ESP Principle 9: Protection of Natural Habitats; AF ESP Principle 10: Conservation of Biological Diversity	Disturbance to terrestrial flora and fauna during site and land preparation.	(1) Prohibition of burning vegetation, residual bushes and grasslands when clearing planting sites; (2) Only cutting flora which are a direct obstacle to project infrastructure works; (3) Caring for existing habitat for terrestrial flora and fauna; (4) Workers are not allowed to disturb terrestrial flora and fauna around the project site locations.		SIBUTU - 0	Potential fire hazard if dried vegetation is not removed and disposed of properly; emission of GHGs if vegetation is burned. Costs included in construction costs and land acquisition costs (if there is any).
				SITANGKAI - 0	
2. Construction Phase (Rehabilitation of water supply and distribution systems; development of communal rainwater harvesting system; & improved sanitation facilities)					
AF ESP Principle 12: Pollution Prevention and Resource Efficiency	Generation of air pollutants, noise, order, visual nuisance during equipment and material mobilization	(1) Transporting the materials to the location using operation-worthy vehicles that passed the MVIS (Motor Vehicle Inspection System).	Supervision: UNIDO, PMU  Execution: PMU, Contractor	SIBUTU 0  SITANGKAI	Health Hazard: Difficulty in Breathing due to dust and suspended particulate matter.  Low Visibility: due to suspended particles.
		(1) Heavy equipment and materials mobilization use construction access road of Tongmageng which is relatively quiet and away from settlements; (2) Closing the tanks of transporting material vehicle with tarps; (3) Developing of washhouse to clean transporting vehicle wheels before taken			

		out from project site location; (4) If there are materials spills on the passing road from construction materials mobilization, it will be cleaned as soon as possible; and (5) Flushing the road periodically.		0	<i>Included in construction costs.</i>
<b>AF ESP Principle 9: Protection of Natural Habitats;</b> <b>AF ESP Principle 10: Conservation of Biological Diversity</b>	Disturbance of terrestrial flora and fauna during site and land use for construction	(1) Prohibition of burning vegetation and residual bushes and grasses when clearing planting sites; (2) Only cutting flora which are a direct obstacle to project infrastructure works; (3) Making new habitat (such as planting of mangroves) for terrestrial fauna and maintain that habitat; and (4) Workers are not allowed to disturb terrestrial fauna around project site location during the construction period.		<b>SITANGKAI</b> 0	Potential fire hazard if dried vegetation is not removed and disposed properly; emission of GHGs if vegetations are burned.  <i>Included in construction costs.</i>
<b>AF ESP Principle 12: Pollution Prevention and Resource Efficiency</b>	Groundwater and surface water contamination during ground excavation and laying of pipes; presence of workers	(1) Providing portable toilets and wash area in the project site and construction/provision of wastewater treatment facility such as septic tank/digester and (2) Good housekeeping practices.	<b>Supervision:</b> UNIDO, PMU <b>Execution:</b> PMU, Contractor	<b>SIBUTU</b> 5,000  <b>SITANGKAI</b> 0	Health Hazard; Increased cases of water-borne diseases
	Land and sea/ocean pollution due to solid wastes	(1) Proper implementation of solid waste segregation at source in accordance with RA 2003; (2) Prepare a solid waste management plan; (3) Contain all stored wastes in secure receptacles, avoiding littering and runoff; (4) No waste is to be burned; (5) Recycling of materials such as wood, metal, plastics, and concrete; and (6) Biodegradables collected and composted.			Health hazard to humans, local wildlife, and marine life.  <i>Included in construction costs.</i>
<b>AF ESP Principle 12: Pollution Prevention and Resource Efficiency</b>	Noise, odor, vibration, and visual nuisance impacts on local communities	(1) Implement local regular working hours (e.g., 7am-5pm, Monday to Friday, and Saturdays if agreed upon by stakeholders and the contractor); (2) Significant noise/vibration generating activities will be carried out in the least sensitive time periods to be determined in consultation with the barangays affected; (3) Equipment and facilities will be maintained in good order; avoidance of visual nuisance. Noise reduction components (e.g., mufflers) will be inspected prior to the commencement of works; (4) Noise emissions from construction equipment should not exceed 75 dBA; and (5) Implement good housekeeping practices.	<b>Supervision:</b> UNIDO, PMU <b>Execution:</b> PMU, Contractor	<b>SIBUTU</b> 0	Public unrest.  <i>Cost included in construction costs.</i>
<b>3. Post-construction and operation and maintenance phase</b>					
<b>AF ESP Principle 12: Pollution Prevention and Resource Efficiency</b>	Generation of air pollutants, noise, order, visual nuisance during equipment and material removal and mobilization	(1) Transporting the materials and equipment out of the project sites using operation-worthy vehicles that passed the MVIS (Motor Vehicle Inspection System).	<b>Supervision:</b> UNIDO, PMU <b>Execution:</b> PMU, Contractor  <b>Supervision:</b> PMU <b>Execution:</b> Water Service Provider (Water District) <b>Supervision:</b>	<b>SIBUTU</b> 0	Cost included in construction costs.
				<b>SITANGKAI</b> 0	
<b>AF ESP Principle 12: Pollution Prevention and Resource Efficiency</b>	Noise pollution during pump operations for water supply and distribution	(1) Shallow wells are located about 1km from nearby settlement of people; and (2) If the noise level is above the Philippine standard based on the noise monitoring system and it is derived from the operation of pumps, necessary measures such as installation of noise barrier or mufflers shall be done.	<b>Supervision:</b> Water Service Provider (Water District) <b>Supervision:</b>	<b>SIBUTU</b> 1,000	Public unrest. Cost included in Operations and Maintenance (O&M) costs.
				<b>SITANGKAI</b> 1,000	



<b>AF ESP Principle 12: Pollution Prevention and Resource Efficiency</b>	Noise pollution during operation of high-pressure pumps for the desalination facility	(1) Site location is at least 0.5 km from nearby settlement of people; and (2) If the noise level is above the Philippine standard based on the noise monitoring and it is derived from the operation of pumps, necessary measures such as installation of noise barrier or mufflers shall be conducted.	PMU <b>Execution:</b> Water Service Provider (Water District)	<b>SITANGKAI</b> 1,000	Public unrest. Cost included in O&M costs.
<b>AF ESP Principle 12: Pollution Prevention and Resource Efficiency</b>	Decrease in seawater quality due to potential disposal of large amounts of brine reject to offshore site	(1) Disposal of brine should be to the direction where there is minimal marine flora and fauna affected; (2) Preferable discharge location is near the point where sea current is fast to aid dispersion; (3) Distribute the brine reject through many ports of discharge pipe; (4) Jet or nozzle the brine out; and (5) Conduct study on alternative use of brine solution, e.g., salt-making. (2) Conduct of hydrogeological studies to monitor water and seawater characteristics as basis for mitigation and sustainability plan by the water district in the long term.	<b>Supervision:</b> PMU <b>Execution:</b> Water Service Provider (Water District)	<b>SITANGKAI</b> 50,000	Possible groundwater contamination due to pipe leakage. <i>(Feasibility and experimental pilot study); disposal system costs included in O&amp;M costs.</i>
<b>AF ESP Principle 12: Pollution Prevention and Resource Efficiency</b>	Presence of anti-scalants during clean-in-place (CIP) operations; Accidental chemicals leakage and chemical storage mishandling	(1) Proper storage and handling of chemicals according to RA 6969. A waste management plan is to be prepared prior to commissioning. This will include protocols for avoiding, reducing, recycling, and disposing of waste, specific procedures for hazardous waste; (2) Chemicals should be handled by trained personnel; and (3) Contingency measures are in place in case of chemical spillage of accidents.	<b>Supervision:</b> PMU <b>Execution:</b> Water Service Provider (Water District)	<b>SITANGKAI</b> 5,000	Health hazard: potential eye and skin irritant. <i>Cost included in O&amp;M costs.</i>
<b>AF ESP Principle 12: Pollution Prevention and Resource Efficiency</b>	Disposal of used RO membranes after replacement of old/used RO membranes due to end-of-life or by damage due to fouling	(1) Store used RO membranes until such a time that it can be shipped for landfill disposal; (2) Store used RO membranes for recycling purposes (the production of low-quality water for irrigation for example); (3) Store used RO membranes for waste to energy applications (e.g., pyrolysis); and (4) sell back used RO membranes to supplier for proper handling.	<b>Supervision:</b> PMU <b>Execution:</b> Water Service Provider (Water District)	<b>SITANGKAI</b> 100,000	Health hazard, if not stored properly. (Cost included in O&M costs)
<b>AF ESP Principle 12: Pollution Prevention and Resource Efficiency</b>	During solar panel washing, wash water may transport contaminants into groundwater source.	(1) Operational procedures to plan for panel-washing on an "as needed" basis, rather than routine basis; (2) No detergents or chemicals to be used in cleaning (water only); and (3) Manual "dusting" to be prioritized to avoid using water/producing wastewater.		<b>SITANGKAI</b> 1,000	Scarcity of fresh water on the island. (Cost included in O&M costs)
<b>AF ESP Principle 12: Pollution Prevention and Resource Efficiency</b>	Discharge of zinc to ground and groundwater resource contamination as a result of solar panel frame corrosion	(1) Maintenance program to avoid corrosion; and (2) Monitoring of ground water to identify early signs of elevated zinc.		<b>SITANGKAI</b> 1,000	Possible adverse effects on the ecosystem. (Cost included in O&M costs)
<b>AF ESP Principle 12: Pollution Prevention and Resource Efficiency</b>	Potential over-extraction of water resources	Conduct of longitudinal hydrological studies which include regular studies, monitoring, assessment and evaluation of potential water quality and quantity for long-term periods of time in the identified ground water resources. Conduct studies of alternative or potential sites or reserves of ground water resources. Conduct of hydrogeological studies to monitor water and seawater characteristics as basis for mitigation and sustainability plan by the water district in the long term.		<b>SIBUTU</b> 30,000/year  <b>SITANGKAI</b> 30,000/year	Potential adverse effect on over-extraction of groundwater (Included in Strategic Business Plan)

<b>AF ESP Principle 9: Protection of Natural Habitats;</b> <b>AF ESP Principle 10: Conservation of Biological Diversity;</b> <b>AF ESP Principle 11: Climate Change</b>	Climate Change Vulnerability	<p>In Sibutu, water extraction should not go beyond the limit of ground water capacity. Regular and continuous conduct of groundwater hydrology studies to monitor saltwater intrusion during project implementation and continued by the water district in the long term.</p> <p>In Sitangkai, conduct of geotechnical and hydrogeological surveys and studies to monitor seawater characteristics as basis for mitigation measures in the short/medium term by the project, which can be continuously implemented by the water district in the long term.</p> <p>For both islands, suitable nature-based solutions for coastal zone and resource management are developed and implemented.</p> <p>Community involvement in the National Greening Program in their respective localities.</p>	<b>Supervision:</b> UNIDO, PMU <b>Execution:</b> PMU, Contractor	<b>SIBUTU</b> 10,000  <b>SITANGKAI</b> 10,000	USD 2,000 per site at 5 sites only  Management of potential adverse effect is included in Strategic Business and Sustainability Plan
---	------------------------------	--	--	---	--

#	Project Activity	Potential Environmental Impacts	Proposed Mitigation Measures	Institutional Responsibilities (Implementation & Supervision)	Cost Estimates (USD)
USPs					
1	Mangrove restoration/reforestation	<p><b>Ecosystem Disruption:</b> Risk of displacing seagrass meadows or mudflats.</p> <p><b>Biodiversity Loss:</b> Non-native species may outcompete local flora and fauna.</p> <p><b>Altered Water Flow:</b> Dense planting could cause water stagnation or sedimentation.</p> <p><b>Soil Changes:</b> Potential increase in salinity or acidity affecting ecosystems.</p> <p><b>Pests and Diseases:</b> Higher risk in monoculture or high-density planting.</p> <p><b>Monoculture Vulnerability:</b> Reduced resilience to environmental stressors.</p>	The output 2.2.1. will develop a feasibility study that will include an exclusion list and screening tool that will ensure that interventions are not undertaken in a way that causes no harm in any of the identified environmental risks area. Additionally, all the identified locations will be cross-referenced with the national environmental legislation requirements. The interventions would not be substantial and it is not expected that these interventions would have any significant impact in this context. However, the screening and compliance will be rigidly monitored and considered. Finally, the study will identify and integrate updates of the ESMP.	<p><b>Supervision:</b> UNIDO, PMU</p> <p><b>Execution:</b> PMU, Contractor</p>	<p><b>SIBUTU and SITANGKAI</b></p> <p>Screening costs are part of the study costs under 2.2.1.</p>
2	Forestation	<p><b>Habitat Disruption:</b> Planting in unsuitable areas harms ecosystems.</p> <p><b>Invasive Species:</b> Non-native trees outcompete locals.</p> <p><b>Water Stress:</b> Overuse of water for young trees.</p> <p><b>Soil Erosion:</b> Poor planning degrades soil.</p> <p><b>Fire Risk:</b> Dense forests increase wildfire potential.</p> <p><b>Pests/Diseases:</b> Introduction of harmful species.</p> <p><b>Hydrological Impact:</b> Altered water availability.</p> <p><b>Runoff Pollution:</b> Fertilizer or chemical runoff.</p>	Same as above.	<p><b>Supervision:</b> UNIDO, PMU</p> <p><b>Execution:</b> PMU, Contractor</p>	<p><b>SIBUTU and SITANGKAI</b></p> <p>Screening costs are part of the study under 2.2.1.</p>

#	Project Activity	Potential Environmental Impacts	Proposed Mitigation Measures	Institutional Responsibilities (Implementation & Supervision)	Cost Estimates (USD)
3	Seaweed nurseries	<p><b>Habitat Disruption:</b> Damage to coral reefs or seagrass beds from anchoring.</p> <p><b>Water Pollution:</b> Organic waste degrading water quality.</p> <p><b>Nutrient Imbalance:</b> Risk of algal blooms or oxygen depletion.</p> <p><b>Invasive Species:</b> Spread of non-native seaweed species.</p> <p><b>Marine Debris:</b> Damaged structures contributing to pollution.</p> <p><b>Hydrodynamic Changes:</b> Altered currents and sediment transport.</p> <p><b>Biofouling:</b> Impact on local species from organism buildup.</p> <p><b>Chemical Contamination:</b> Leaching from treatments into the water.</p>	<p>The project will undertake an additional analysis/report that will consider USPs 3 and 4. The study will cover the following:</p> <ul style="list-style-type: none"> <li>• Prioritization and site selection for nursery centers by choosing the ones with the least risk exposure and the development of a corresponding monitoring plan.</li> <li>• Identification of more granular risk mitigation actions.</li> <li>• Double materiality assessment of environmental influence of the nurseries – how nurseries might impact ecosystems and vice versa.</li> <li>• If applicable, ECC application development.</li> <li>• Finally, updates to ESMP will be provided when locations are identified.</li> </ul>	<p><b>Supervision:</b> UNIDO, PMU</p> <p><b>Execution:</b> PMU, Contractor</p>	<p><b>SIBUTU and SITANGKAI</b></p> <p>17,000 for E&amp;S expert accounted under M&amp;E budget (includes ESMP updates)</p>
4	Seaweed and Integrated Multi-Trophic Aquaculture (IMTA)	<p><b>Water Pollution:</b> Excessive nutrient accumulation from fish farming if not balanced.</p> <p><b>Habitat Disruption:</b> Alteration of marine ecosystems from infrastructure.</p> <p><b>Invasive Species:</b> Risk of introducing non-native species into local waters.</p> <p><b>Biofouling:</b> Accumulation on equipment affecting local marine dynamics.</p> <p><b>Overstocking Risks:</b> Overloading systems may stress ecosystems.</p> <p><b>Waste Accumulation:</b> Sedimentation from excess feed or fish waste.</p> <p><b>Disease Spread:</b> Increased interaction among species may facilitate disease transmission.</p> <p><b>Hydrodynamic Changes:</b> Potential alterations in water flow and sediment transport.</p>	<p>Same as above – will be part of the analysis mentioned under USP #4.</p>	<p><b>Supervision:</b> UNIDO, PMU</p> <p><b>Execution:</b> PMU, Contractor</p>	<p><b>SIBUTU and SITANGKAI</b></p> <p>12,000 for E&amp;S expert costs accounted under M&amp;E budget (includes ESMP updates)</p>

**Table.7-5.Environmental monitoring program**

AF ESP Principles	Proposed Mitigation Measures	Parameters to be monitored	Location	Measurements (incl. methods & equipment)	Frequency of Measurement	Responsibilities (incl. Review and reporting)	Cost (equipment & individuals) (USD)
<b>1. Design and pre-construction phase (SIBUTU:</b> Rehabilitation of water sources, tanks, and distribution systems for each barangay; and <b>SITANGKAI:</b> Rehabilitation of existing water supply & distribution; development of desalination facility with solar PV power supply)							
<b>AF ESP Principle 9: Protection of Natural Habitats;</b> <b>AF ESP Principle 12: Pollution Prevention and Resource Efficiency</b>	Conduct water pumping tests to determine ground water capacity. Water extraction should not go beyond the limit of ground water capacity.  Conduct of groundwater hydrology studies to monitor saltwater intrusion during project phase and continued by the water district during post-project phase.	Well capacities  Sibutu	Identified shallow wells as water sources of barangays	Three consecutive days of pumping water and measurements of the level of ground water resource.  Science- and evidence-based data gathering to collect information on water and seawater resource characteristics, on a regular basis.	Prior to commissioning  Must be on a regular basis during and after the project.	<b>Supervision:</b> UNIDO, PMU <b>Execution:</b> PMU, Contractor	10,000 - <b>SIBUTU</b> (USD 2,000 per site for another 5 sites) 0 - <b>SITANGKAI</b> (May not be applicable due to brackish water)
<b>AF ESP Principle 9: Protection of Natural Habitats;</b> <b>AF ESP Principle 10: Conservation of Biological Diversity</b>	During land acquisition for the water desalination facility: (1) Planning new infrastructure at a suitable elevation above the current high tide level (utilizing accurate topographic survey); (2) Must be near a shoreline and must be relatively close to the intended consumers of the desalinated water; (3) Must be near to a body of water where strong and fast exchanges of sea/ocean currents to allow proper brine dilution or dispersion; and (4) Must be near to a back-up power generation facility to allow uninterrupted operation of water supply. (2) Conduct of geotechnical and hydrogeological surveys and studies to monitor seawater characteristics as basis for mitigation measures in the short/medium term by the project, which can be continuously implemented by the water district in the long term.	Complete site inspection with checklist to ensure the proposed mitigation measures are followed	Solar PV power plant  Sitangkai	Design Report Site Survey  Science- and evidence-based data gathering to collect information on water and seawater resource characteristics, on a regular basis.	Prior to Commissioning  Must be on a regular basis during and after the project.		10,000 - <b>SITANGKAI</b> (May be included in construction costs)
<b>AF ESP Principle 9: Protection of Natural Habitats</b>	The new SWRO facility and solar PV power plant design of the infrastructure must include provision to withstand extreme weather events, such as sea water inundation.	Complete design and site inspection with checklist  Criteria for nature-	Desalination facility; Solar PV power plant  Sibutu and	Design Report Site Survey	Prior to Commissioning		0 - <b>SITANGKAI</b> (May be included in construction costs)

AF ESP Principles	Proposed Mitigation Measures	Parameters to be monitored	Location	Measurements (incl. methods & equipment)	Frequency of Measurement	Responsibilities (incl. Review and reporting)	Cost (equipment & individuals) (USD)
	Suitable nature-based solutions for coastal zone and resource management are developed and implemented.	based solutions required, such as in mangrove reforestation	Sitangkai	Refer to DENR CRM Guidebook for complete details	Regularly		1,000 – <b>SIBUTU</b> 1,000 - <b>SITANGKAI</b>
<b>AF ESP Principle 9: Protection of Natural Habitats;</b> <b>AF ESP Principle 10: Conservation of Biological Diversity</b>	Storm water design (particularly in the 0.8-1 ha solar farm must: (1) avoid land contouring; and (2) incorporate the use of vegetation, preferably native grasses, and ground cover in storm water design.	Complete site inspection with checklist	Solar PV power plant	Design Report Site Survey	Prior to Commissioning		0 - <b>SITANGKAI</b> <i>(May be included in construction costs)</i>
<b>AF ESP Principle 12: Pollution Prevention and Resource Efficiency</b>	(1) All the shallow wells in Sibutu & Sitangkai, are around half-a-kilometer away from the nearest coast, where the electrical transmission lines run along. Water pumping is carried out using diesel or gasoline-powered motor pumps which are prone to oil and fuel leakages, which can easily enter the ground water resource. Replacement of current motor pumps with solar-powered pumps can eliminate this environmental impact and can avoid GHG emissions; and (2) In designing the water distribution system, it is recommended to use solar booster pumps to augment the water pressure in the pipelines.	Complete design review and site inspection with checklist to ensure the implementation of mitigation measures	Identified barangays in Sibutu and Sitangkai	(1) Design Report (2) Site Survey (3) Completed inspection checklist	Prior to commissioning	<b>Supervision:</b> UNIDO, PMU <b>Execution:</b> PMU, Contractor	0 - <b>SIBUTU</b> 0 - <b>SITANGKAI</b>  <i>(May be included in dev't &amp; construction costs)</i>
<b>AF ESP Principle 12: Pollution Prevention and Resource Efficiency</b>	(1) Prepare the EIA study for submission, together with application documents, to BARMM/MENRE, in order to secure the necessary permits (e.g., ECC). (2) Conduct of groundwater and/or seawater analysis to monitor water characteristics as basis for mitigation and sustainability plan by the water district.	Complete documentation, final ECC approval;  Reports on these studies	Sibutu and Sitangkai	EIA Report; ECC Permits  Science- and evidence-based data collection; mitigation and sustainability plans	Prior to commissioning  Regular basis during and after the project, to be continuously done by the water district	<b>Supervision:</b> UNIDO, PMU <b>Execution:</b> PMU, Contractor	5,000 - <b>SIBUTU</b> 5,000 - <b>SITANGKAI</b>  5,000 - <b>SIBUTU</b> 5,000 - <b>SITANGKAI</b>
<b>AF ESP Principle 12: Pollution Prevention and Resource Efficiency</b>	(1) Design a communal rainwater catchment system to augment water supply and prevent over-extraction of ground water resources; (2) Use of solar-powered pumps to improve water supply and distribution systems; (3) Campaigns for water conservation and recycling in households and seaweed processing; (4) Suitable nature-based	Complete design review and site inspection with checklist;  Criteria for nature-based solutions required, such as in	Identified barangays in Sibutu and Sitangkai	1) Design Report (2) Site Survey (3) Completed inspection checklist  Refer to DENR CRM Guidebook for complete details	Prior to commissioning	<b>Supervision:</b> UNIDO, PMU <b>Execution:</b> PMU, Contractor	0 - <b>SIBUTU</b> 0 - <b>SITANGKAI</b> <i>(May be included in dev't &amp; construction costs)</i>  5,000 - <b>SIBUTU</b> 5,000 - <b>SITANGKAI</b>

AF ESP Principles	Proposed Mitigation Measures	Parameters to be monitored	Location	Measurements (incl. methods & equipment)	Frequency of Measurement	Responsibilities (incl. Review and reporting)	Cost (equipment & individuals) (USD)
	solutions for coastal zone and resource management are developed and implemented.	mangrove reforestation					
<b>AF ESP Principle 12: Pollution Prevention and Resource Efficiency</b>	(1) Design communal sanitation systems equipped with appropriate septic tanks good for 8-10 households with provision for final effluent pumping into a properly designed coastal drain field.	Complete design review, site inspection with checklist	Identified barangays in Sibutu and Sitangkai	(1) Design Report (2) Site Survey (3) Completed inspection checklist	Prior to commissioning	<b>Supervision:</b> UNIDO, PMU <b>Execution:</b> PMU, Contractor	0 - <b>SIBUTU</b> 0 - <b>SITANGKAI</b>  <i>(May be included in dev't &amp; construction costs)</i>
<b>AF ESP Principle 9: Protection of Natural Habitats;</b> <b>AF ESP Principle 10: Conservation of Biological Diversity</b>	(1) Prohibition of burning vegetation, residual bushes and grasslands when clearing planting sites; (2) Only cutting flora which are a direct obstacle to project infrastructure works; (3) Caring for existing habitat for terrestrial flora and fauna; and (4) Workers are not allowed to disturb terrestrial flora and fauna around the project site.	Complete process review, site inspection with checklist	Identified barangays in Sibutu and Sitangkai	(1) Process Review Report (2) Site Survey (3) Completed inspection checklist	Prior to commissioning		0 – <b>SIBUTU</b> 0 - <b>SITANGKAI</b>  <i>(May be included in dev't &amp; construction costs)</i>
<b>2. Construction Phase (Rehabilitation of water supply and distribution systems; development of communal rainwater harvesting system; &amp; improved sanitation facilities)</b>							
<b>AF ESP Principle 12: Pollution Prevention and Resource Efficiency</b>	Transporting the materials to the location using operation-worthy vehicles that passed the MVIS (Motor Vehicle Inspection System).	Concentration of air pollutants and TSP not to exceed air quality standard in	Around the site locations in Sibutu and Sitangkai	Conducting air quality laboratory analysis, then the results compared with the air quality standard of RA 8749;	Twice during construction phase, or as regularly as appropriate	<b>Supervision:</b> UNIDO, PMU <b>Execution:</b> PMU, Contractor	0 - <b>SIBUTU</b> 0 - <b>SITANGKAI</b>  <i>(May be included in dev't &amp; construction costs)</i>
	(1) Heavy equipment and materials mobilization use construction access road of Tongmageng which is relatively quiet and away from settlements; (2) Closing the tanks of transporting material vehicle with tarps; (3) Developing of washhouse to clean transporting vehicle wheels before out from project site location; (4) If there are materials spills on the passing road from construction materials mobilization, it will be cleaned as soon as possible; and (5) Flushing the road periodically.	RA-8749-IRR-DAO-2000-81;  Noise/odor emissions are monitored;  Complete process review, site inspections with checklist		Measuring noise/odor emissions, not to exceed limits set by regulations			
<b>AF ESP Principle 9: Protection of Natural Habitats;</b> <b>AF ESP Principle 10: Conservation</b>	(1) Prohibition of burning vegetation and residual bushes and grasses when clearing planting sites; (2) Only cutting flora which are a direct obstacle to project infrastructure works; (3) Making new habitat (such as plant	Complete process review, site inspection with checklist, to ensure the mitigation	Around the site locations in Sibutu and Sitangkai	Using the complete process review and checklist during site inspection	Twice during construction phase, or as regularly as appropriate	<b>Supervision:</b> UNIDO, PMU <b>Execution:</b> PMU, Contractor	0 - <b>SIBUTU</b> 0 - <b>SITANGKAI</b>  <i>(May be included in dev't &amp; construction costs)</i>

AF ESP Principles	Proposed Mitigation Measures	Parameters to be monitored	Location	Measurements (incl. methods & equipment)	Frequency of Measurement	Responsibilities (incl. Review and reporting)	Cost (equipment & individuals) (USD)
<b>of Biological Diversity</b>	mangrove) for terrestrial fauna and maintain that habitat; and (4) Workers are not allowed to disturb terrestrial fauna around project site location.	measures are followed					
<b>AF ESP Principle 12: Pollution Prevention and Resource Efficiency</b>	(1) Providing portable toilets and wash area in the project site and construction/provision of wastewater treatment facility such as septic tank/digester; and (2) Good housekeeping practices.	Monitoring of physical properties, E. coli levels and other contaminants in nearby groundwater, shallow well, and mangrove forests	Nearby ground water sources and mangrove forest	Sampling and laboratory Analysis	Twice (before and after construction)	<b>Supervision:</b> UNIDO, PMU <b>Execution:</b> PMU, Contractor	0 - SIBUTU 0 - SITANGKAI  (May be included in dev't & construction costs)
	(1) Proper implementation of solid waste segregation at source in accordance with RA 2003; (2) Prepare a solid waste management plan; (3) Contain all stored wastes in secure receptacles, avoiding littering and runoff; (4) No waste is to be burned; (5) Recycling of materials such as wood, metal, plastics, and concrete; and (6) Biodegradables collected and composted.	Volume of wastes per category; Use of materials recovery facilities	Facility site locations	Records of disposal date and volume of waste per category; Proper and regular use of materials recovery facilities	Weekly during construction		
<b>AF ESP Principle 12: Pollution Prevention and Resource Efficiency</b>	(1) Implement local regular working hours (e.g., 7am-5pm, Monday to Friday, and Saturdays if agreed upon by stakeholders and the contractor); (2) Significant noise/vibration generating activities will be carried out in the least sensitive time periods to be determined in consultation with the barangays affected; (3) Equipment and facilities will be maintained in good order; avoidance of visual nuisance. Noise reduction components (e.g., mufflers) will be inspected prior to the commencement of works; (4) Noise emissions from construction equipment should not exceed 75 dBA; and (5) Implement good housekeeping practices.	Working hours at the construction sites; noise pollution measurements; Odor emissions check; visual nuisance check; housekeeping practices; grievances raised	Construction and facilities site locations	Working hours (timesheets) at the construction sites; noise pollution measurements; Odor emissions check; visual nuisance check; housekeeping practices; Regular recordings of these measurements; Checking grievances raised and addressed	Recording daily; checking weekly	<b>Supervision:</b> UNIDO, PMU <b>Execution:</b> PMU, Contractor	0 - SIBUTU 0 - SITANGKAI  (May be included in dev't & construction costs)
<b>3. Post-construction and operation and maintenance phase</b>							



AF ESP Principles	Proposed Mitigation Measures	Parameters to be monitored	Location	Measurements (incl. methods & equipment)	Frequency of Measurement	Responsibilities (incl. Review and reporting)	Cost (equipment & individuals) (USD)
<b>AF ESP Principle 12: Pollution Prevention and Resource Efficiency</b>	(1) Transporting the materials and equipment out of the project sites using operation-worthy vehicles that passed the MVIS (Motor Vehicle Inspection System).	Noise emissions from construction equipment should not exceed 75 dBA.	Nearby settlements of the facility in Sibutu and Sitangkai	Monitoring of sound decibels during construction and operations phases	Weekly during operation phase	<b>Supervision:</b> UNIDO, PMU <b>Execution:</b> PMU, contractor  <b>Supervision:</b> UNIDO, PMU <b>Execution:</b> PMU, Water Service Provider (Water District)	0 - <b>SIBUTU</b> 0 - <b>SITANGKAI</b> (May be included in dev't & construction costs)
<b>AF ESP Principle 12: Pollution Prevention and Resource Efficiency</b>	(1) Shallow wells are located about 1km from nearby settlement of people; and (2) If the noise level is above the Philippine standard based on the noise monitoring system and it is derived from the operation of pumps, necessary measures such as installation of noise barrier shall be done.		Nearby Settlements of the facility in Sibutu	Conducting noise analysis, then compared to standards in accordance with Article 696 of the Civil Code	During operation phase: Weekly		1,000 - <b>SIBUTU</b> 1,000 - <b>SITANGKAI</b> (May be included in O&M costs)
<b>AF ESP Principle 12: Pollution Prevention and Resource Efficiency</b>	(1) Site location for the desalination facility is at least 0.5 km from nearby settlement of people; and (2) If the noise level is above the Philippine standard based on the noise monitoring and it is derived from the operation of pumps, necessary measures such as installation of noise barrier shall be conducted.	Noise emissions from construction equipment should not exceed 75 dBA.	Nearby Settlements of the facility in Sitangkai	Conducting noise analysis, then compared to standards in accordance with Article 696 of the Civil Code	Weekly during operation phase	<b>Supervision:</b> UNIDO, PMU <b>Execution:</b> PMU, Water Service Provider (Water District)	1,000 - <b>SIBUTU</b> 1,000 - <b>SITANGKAI</b> (May be included in O&M costs)
<b>AF ESP Principle 12: Pollution Prevention and Resource Efficiency</b>	(1) Disposal of brine should be to the direction where there is minimal marine flora and fauna affected; (2) Preferable discharge location near the point where sea current is fast to aid dispersion; (3) Distribute the brine reject through many ports of discharge pipe; (4) Jet or nozzle the brine out; and (5) Conduct study on alternative use of brine solution, e.g., salt-making. (2) Conduct of hydrogeological studies to monitor water and seawater characteristics as basis for mitigation and sustainability plan by the water district in the long term.	Salt concentration along the offshore sites where brine solution is disposed; occurrence of damaged flora and fauna	Along the offshore sites near/around the brine disposal sites	Salt concentration measurements; inspections of any damaged/affected flora and fauna	Monthly or quarterly during operation phase  This can be continued by the water district in the long term.	<b>Supervision:</b> UNIDO, PMU <b>Execution:</b> PMU, Water Service Provider (Water District)	0 - <b>SIBUTU</b> 2,000 - <b>SITANGKAI</b> (May be included in O&M costs)
<b>AF ESP Principle 12: Pollution Prevention and Resource Efficiency</b>	(1) Proper storage and handling of chemicals according to RA 6969. A waste management plan is to be prepared prior to commissioning. This will include protocols for avoiding, reducing, recycling, and disposing of waste,	Refer to IRRs of RA 6969 and RA 9003	SITANGKAI	Refer to IRRs of RA 6969 and RA 9003	Regularly	<b>Supervision:</b> UNIDO, PMU <b>Execution:</b> PMU, Water Service Provider (Water	Cost included in O&M costs.

AF ESP Principles	Proposed Mitigation Measures	Parameters to be monitored	Location	Measurements (incl. methods & equipment)	Frequency of Measurement	Responsibilities (incl. Review and reporting)	Cost (equipment & individuals) (USD)
	specific procedures for hazardous waste; (2) Chemicals should be handled by trained personnel; and (3) Contingency measures are in place in case of chemical spillage of accidents.					District)	
<b>AF ESP Principle 12: Pollution Prevention and Resource Efficiency</b>	(1) Store used RO membranes until such a time that it can be shipped for landfill disposal; (2) Store used RO membranes for recycling purposes (the production of low-quality water for irrigation for example); (3) Store used RO membranes for waste to energy applications (e.g., pyrolysis); and (4) sell back used RO membranes to supplier for proper handling.	Number and status of RO membranes replaced, stored, and returned to suppliers	SITANGKAI		Regularly	<b>Supervision:</b> UNIDO, PMU <b>Execution:</b> PMU, Water Service Provider (Water District)	<i>Cost included in O&amp;M costs.</i>
<b>AF ESP Principle 12: Pollution Prevention and Resource Efficiency</b>	(1) Operational procedures to plan for panel-washing on an “as needed” basis, rather than routine basis; (2) No detergents or chemicals to be used in cleaning (water only); and (3) Manual “dusting” to be prioritized to avoid using water/producing wastewater.	Efficiency of solar power generation	SITANGKAI	Refer to guidebook on solar panel maintenance	Regularly	<b>Supervision:</b> UNIDO, PMU <b>Execution:</b> PMU, Water Service Provider (Water District)	<i>Cost included in O&amp;M costs.</i>
<b>AF ESP Principle 12: Pollution Prevention and Resource Efficiency</b>	(1) Maintenance program to avoid corrosion; and (2) Monitoring of ground water to identify early signs of elevated zinc concentration.	Zinc concentration in groundwater	SITANGKAI	Refer to standard procedures in determining zinc concentration	Regularly	<b>Supervision:</b> UNIDO, PMU <b>Execution:</b> PMU, Water Service Provider (Water District)	<i>Cost included in O&amp;M costs.</i>
<b>AF ESP Principle 9: Protection of Natural Habitats; AF ESP Principle 10: Conservation of Biological Diversity; AF ESP Principle 11: Climate Change</b>	In Sibutu, water extraction should not go beyond the limit of ground water capacity. Regular and continuous conduct of groundwater hydrology studies to monitor saltwater intrusion during project implementation and continued by the water district in the long term. In Sitangkai, conduct of geotechnical and hydrogeological surveys and studies to monitor seawater characteristics as basis for mitigation measures in the short/medium term by the project, which can be continuously implemented by the water district in the long term. For both islands, suitable nature-based solutions for coastal zone and resource management are developed and implemented.	Water characteristics based on the PNSDW, 2017  Refer to the	SIBUTU SITANGKAI	Refer to standard procedures in determining the water characteristics required by PNSWD, 2017.  Refer to the guidebook series	Regularly	<b>Supervision:</b> UNIDO, PMU <b>Execution:</b> PMU, Water Service Provider (Water Districts)	<i>Cost included in O&amp;M costs and in the budget for strategic business and sustainability plan of water districts.  Cost included in</i>

AF ESP Principles	Proposed Mitigation Measures	Parameters to be monitored	Location	Measurements (incl. methods & equipment)	Frequency of Measurement	Responsibilities (incl. Review and reporting)	Cost (equipment & individuals) (USD)
	Community involvement in the National Greening Program in their respective localities.	guidebook series on CRM published by DENR		on CRM published by DENR			<i>educational/social program costs and in the budget for strategic business and sustainability plan of water districts.</i>
<b>AF ESP Principle 7: Indigenous Peoples</b>	(1) Continuous engagement with all (multi-sectoral) stakeholders and communities with indigenous peoples, marginalized and vulnerable groups who need special attention to their needs, cultural norms, habits, land, territories and resources; (2) Continuous engagement and consultation suited for adaptive management and updating of ESMP during inception phase.	Record of engagement and consultation meetings; record of cases or related discussions, conflicts, or incidents if there are any	Project Sites: SIBUTU & SITANGKAI	Workers/staff records, timesheets, signed contracts; Record, documentation, logbook of conflicts, incidents, complaints, if there are any	Weekly or monthly; as required	<b>Supervision:</b> UNIDO or PMU <b>Execution:</b> PMU, contractor	500 (Included in dev't & construction costs)

#### USPs monitoring plan

Mangrove restoration/reforestation	Feasibility study that includes exclusion list, screening tool, and list of identified locations as well as analysis against local environmental legislation requirements  Potential ECC permit applications	Feasibility study developed  ECC permits  Monitoring reports aligned with legislation requirements	Sibutu and Sitangkai	N/A	Annual	<b>Supervision:</b> UNIDO, PMU <b>Execution:</b> PMU, Contractor	0 – part of the PMU monitoring budget
Forestation	Feasibility study that includes exclusion list, screening tool, and list of identified locations as well as analysis against local environmental legislation requirements  Potential ECC permit applications	Feasibility study developed  ECC permits  Monitoring reports aligned with legislation requirements	Sibutu and Sitangkai	N/A	Annual	<b>Supervision:</b> UNIDO, PMU <b>Execution:</b> PMU, Contractor	0 – part of the PMU monitoring budget
Seaweed nurseries	Assessment report – site selection, risk analysis, and double materiality report	Assessment report	Sibutu and Sitangkai	N/A	Annual	<b>Supervision:</b> UNIDO, PMU <b>Execution:</b> PMU,	0 – part of the PMU monitoring budget

		ECC permits  Monitoring reports aligned with legislation requirements				Contractor	
--	--	---	--	--	--	------------	--

**Table.7-6. Institutional strengthening and training activities for implementation**

#	Institutional Strengthening Activity	Position(s)	Scheduling	Responsibilities	Cost Estimates (USD)
1	Environmental and Social Safeguards Policies and Procedures (ESSPP)	Project manager; EMSP Officers; technical staff; LGU beneficiaries	During project implementation  These activities may be continued by the water district as part of its educational and social programs.	<b>Supervision:</b> UNIDO, PMU <b>Execution:</b> PMU, Contractor, Water Service Provider (Water District)	1,000 – SIB   1,000 – SIT
2	Environmental and Social Management Planning and Implementation				1,000 – SIB   1,000 – SIT
3	Good Sanitation Programs and Practices; WASH Training Programs				2,000 – SIB   2,000 – SIT
4	Municipal Solid Wastes Management Planning and Implementation				1,000 – SIB   1,000 – SIT
5	Good Practices in Monitoring and Evaluation of Projects				1,000 – SIB   1,000 – SIT
6	Water Governance and Effective IWRM Management				5,000 – SIB   5,000 – SIT
7	Energy Efficiency and Conservation (EEC); Water Conservation				3,000 – SIB   3,000 – SIT
8	Biodiversity Conservation: Terrestrial, Coastal, and Marine Resource Management				

**Table.7-7. Training activities for implementation**

#	Training Activity	Participants	Types of Training	Contents (modules, etc)	Scheduling	Cost Estimates (USD)
1	Environmental and Social Safeguards Policies and Procedures (ESSPP)	Project manager; EMSP Officers; technical staff; LGU beneficiaries	Combination of lecture series and workshops; output oriented, case study reviews	ESSPP Modules based on AF & UNIDO ESSPP Policies and Guidelines	During project implementation  These activities may be continued by the water district as part of its educational and social programs.	2,000 – SIB   2,000 – SIT
2	Environmental & Social Management Planning and Implementation			EMSP Modules		2,000 – SIB   2,000 – SIT
3	Good Sanitation Programs and Practices; WASH Training Programs			WASH Program modules		2,000 – SIB   2,000 – SIT
4	Municipal Solid Wastes Management Planning and Implementation			MSWM Standards and Guidelines		5,000 – SIB   5,000 – SIT
5	Good Practices in Monitoring & Evaluation of Projects			M&E Standards and Guidelines		2,000 – SIB   2,000 – SIT
6	Energy Efficiency and Conservation (EEC); Water Conservation			EEC Strategies and Approaches; Water Conservation Methods		5,000 – SIB   5,000 – SIT
8	Biodiversity Conservation: Terrestrial, Coastal, and Marine Resource			Biodiversity Conservation Case Studies and		

#	Training Activity	Participants	Types of Training	Contents (modules, etc)	Scheduling	Cost Estimates (USD)
	Management			Guidelines		

Table.7-8. Social Mitigation Measures

AF ESP Principles	Potential Social Impacts	Proposed Mitigation Measures	Institutional Responsibilities (Implementation & Supervision)	Cost Estimates (USD)	Comments (e.g., secondary impacts)
-------------------	--------------------------	------------------------------	---	----------------------	------------------------------------

During design and pre-construction phase					
AF ESP Principle 4: Human Rights; AF ESP Principle 13: Public Health	Potential loss of structures due to the laying of pipelines within the road reserve	<ul style="list-style-type: none"> <li>Conduct community-wide consultation with direct stakeholders.</li> <li>Identify the owners and the type of structures that will be affected by the project and settle the matter amicably, prepare compensation agreement packages, if applicable. The compensation will be done in accordance with the Resettlement Action Plan (RAP), if there is any and if applicable.</li> </ul>	<b>Supervision and Execution:</b> UNIDO, PMU; <b>Partner:</b> Host LGU (municipal and barangay levels)	500 (SIBUTU) 500 (SITANGKAI)	(Included in development & construction costs)
AF ESP Principle 4: Human Rights	Potential loss of livelihoods due to the laying of pipelines within the road reserve	<ul style="list-style-type: none"> <li>Conduct valuation and compensate the loss of livelihoods during the project implementation in accordance with the Resettlement Action Plan (RAP), if applicable, when necessary;</li> <li>Facilitate amicable settlement with affected households and offer local jobs when suitable, necessary, applicable.</li> </ul>	<b>Supervision and Execution:</b> UNIDO or PMU; <b>Partner:</b> Host LGU (municipal and barangay levels)	500 (SIBUTU) 500 (SITANGKAI)	(Included in development & construction costs)
AF ESP Principle 9: Protection of Natural Habitats; AF ESP Principle 13: Public Health	Climate change and natural hazards	<ul style="list-style-type: none"> <li>Plan new infrastructure, when deemed necessary, at a suitable elevation above the current high tide level and ensure it is designed to withstand extreme weather events</li> <li>Develop and implement nature-based solutions on coastal zone &amp; resource management</li> <li>Develop and implement alternative livelihoods of communities which are less climate-dependent, including salt-making from brine concentrates of the desalination facility.</li> </ul>	<b>Supervision and Execution:</b> UNIDO or PMU; <b>Partner:</b> Host LGU (municipal and barangay levels)	1,500 (SIBUTU) 1,500 (SITANGKAI)	(Included in development & construction costs)
During construction phase					
AF ESP Principle 13: Public Health	Potential traffic congestion	<ul style="list-style-type: none"> <li>Provide and implement a traffic management plan;</li> <li>Provide temporary road signs to indicate ongoing works;</li> <li>Choose suitable traffic routes to reduce the impact in the neighborhood;</li> <li>Ensure that there is no interference with traffic through control, designated parking, speed limits, and even hiring a banks man.</li> </ul>	<b>Supervision:</b> UNIDO or PMU <b>Execution:</b> PMU, contractor <b>Partner:</b> Host LGU (municipal and barangay levels)	500 (SIBUTU) 500 (SITANGKAI)	(Included in development & construction costs)
AF ESP Principle 9: Protection of Natural Habitats; AF ESP Principle 13: Public Health	Potential visual nuisance and hazard due to construction materials and aggregates impacts	<ul style="list-style-type: none"> <li>Local aggregates, if required, can be sourced in the community</li> <li>Canvas for local suppliers of the needed construction materials and aggregates</li> </ul>	<b>Supervision:</b> UNIDO or PMU <b>Execution:</b> PMU, contractor	500 (SITANGKAI)	(Included in development & construction costs)
AF ESP Principle 7: Indigenous Peoples; AF ESP Principle 6: Core Labour Rights	Socio-economic impacts	<ul style="list-style-type: none"> <li>Hire unskilled and skilled labor from the local population, if available;</li> <li>Use of manual labor during excavation &amp; construction works if possible;</li> <li>Prepare a labor influx plan to manage it</li> <li>Enforce and maintain a code of conduct for employees.</li> </ul>	<b>Supervision:</b> UNIDO or PMU <b>Execution:</b> PMU, contractor	500 (SIBUTU) 500 (SITANGKAI)	(Included in development & construction costs)
AF ESP Principle 7: Indigenous Peoples; AF ESP Principle 6: Core Labour Rights	Potential social conflict between local and non-local workers	<ul style="list-style-type: none"> <li>Provide information about the culture, tradition, and other social factors to be considered in Sitangkai and Sibutu</li> <li>Enforce Code of Conduct (COC) for employees</li> </ul>	<b>Supervision:</b> UNIDO or PMU <b>Execution:</b> PMU, contractor	500 (SIBUTU) 500 (SITANGKAI)	(Included in development & construction costs)

<b>AF ESP Principle 6: Core Labour Rights; AF ESP Principle 13: Public Health</b>	Potential noise/odor emissions and or visual nuisance from construction operations	<ul style="list-style-type: none"> <li>Restrict the working hours to the standard working hours in the country (8AM - 5PM) from Monday to Saturday; make arrangements agreeable by public</li> <li>Use vehicles, plant, and equipment that comply with international standards for construction equipment noise emission</li> </ul>	<b>Supervision:</b> UNIDO or PMU <b>Execution:</b> PMU, contractor	500 (SITANGKAI)	(Included in development & construction costs)
<b>AF ESP Principle 6: Core Labour Rights; AF ESP Principle 13: Public Health</b>	Potential risks on Public Health and Safety	<ul style="list-style-type: none"> <li>Ensure proper maintenance and operation of Contractor's facility</li> <li>Provide and implement an occupational health and safety plan</li> <li>Appoint a trained occupational health and safety staff on-site</li> <li>Provide workers with appropriate personal protective equipment (PPE)</li> <li>Provide workers with adequate drinking water and breaks</li> <li>Provide workers training on safety procedures and emergency response</li> <li>Roads passing through population centers will be sprayed with water to reduce dust</li> <li>Provide waste management plan</li> <li>Cordon off trenches and working areas with a reflective tape to ensure safety of pedestrians and provide crossing areas for access</li> <li>Provide clean toilets for workers (following WHO standards)</li> </ul>	<b>Supervision:</b> UNIDO or PMU <b>Execution:</b> PMU, contractor	500 (SIBUTU) 500 (SITANGKAI)	(Included in development & construction costs)
<b>AF ESP Principle 13: Public Health</b>	Potential spread of communicable diseases	<ul style="list-style-type: none"> <li>Sensitize workers and the surrounding communities on awareness, prevention, and management of communicable diseases;</li> <li>Provide information, education, and communication on how the prevention and management of communication diseases</li> </ul>	<b>Supervision:</b> UNIDO or PMU <b>Execution:</b> PMU, contractor	500 (SIBUTU) 500 (SITANGKAI)	(Included in development & construction costs)
<b>AF ESP Principle 6: Core Labour Rights; AF ESP Principle 13: Public Health</b>	Potential occupational health and safety risks	<ul style="list-style-type: none"> <li>Ensure clear human resources policy against any form of harassment aligned with the existing national law</li> <li>Integrate provisions related to any form of harassments in the employee's code of conduct (COC)</li> <li>Ensure compliance with all applicable labor laws of the country</li> <li>Provide training and capacity building for all workers handling chemicals</li> <li>Provide PPE to all workers especially those handling or using chemicals</li> </ul>	<b>Supervision:</b> UNIDO or PMU <b>Execution:</b> PMU, contractor	500 (SIBUTU) 500 (SITANGKAI)	(Included in development & construction costs)
<b>AF ESP Principle 6: Core Labour Rights; AF ESP Principle 13: Public Health</b>	Potential sexual exploitation and abuse (SEA) of community members by project workers	<ul style="list-style-type: none"> <li>Develop and implement a SEA action plan with an Accountability and Response Framework as part of the ESMP. The SEA action plan shall follow available guidelines of the organization or of the country</li> <li>The SEA action plan will include how the project will ensure that necessary steps are in place for the: (1) prevention of SEA; (2) response to SEA; (3) engagement with the community; ((4) management and coordination.</li> </ul>	<b>Supervision:</b> UNIDO or PMU <b>Execution:</b> PMU, contractor	500 (SIBUTU) 500 (SITANGKAI)	(Included in development & construction costs)
<b>AF ESP Principle 6: Core Labour Rights; AF ESP Principle 13: Public Health</b>	Potential gender-based violence (GBV) at the community level	<ul style="list-style-type: none"> <li>Implement provisions ensuring that gender-based violence at the community level is not triggered by the project, including: (1) effective and on-going community engagement; (2) review of specific project components that known to heighten GBV risk at the community level, e.g., compensation and employment schemes; and (3) specific plan for mitigating these known risks, e.g., sensitization around gender-equitable approaches to compensation and employment</li> <li>Ensure adequate referrals mechanisms are in place if a case of GBV at the community level is reported related to the project implementation</li> </ul>	<b>Supervision:</b> UNIDO or PMU <b>Execution:</b> PMU, contractor <b>Partner:</b> Host LGU (municipal and barangay levels)	500 (SIBUTU) 500 (SITANGKAI)	(Included in development & construction costs)

<b>AF ESP Principle 6: Core Labour Rights; AF ESP Principle 13: Public Health</b>	Potential violation of children's rights by contractor and labor force on site	<ul style="list-style-type: none"> <li>Develop and implement a Children's Protection Strategy that will ensure minors are protected against negative impacts associated with the Project.</li> <li>All staff of the project must sign and commit themselves to protect children, which clearly defines what is and is not acceptable behavior</li> <li>Children under the age of 18 years should not be hired on site as provided by the applicable law in the country</li> </ul>	<b>Supervision:</b> UNIDO or PMU <b>Execution:</b> PMU, contractor <b>Partner:</b> Host LGU (municipal and barangay levels)	500 (SIBUTU) 500 (SITANGKAI)	(Included in development & construction costs)
<b>AF ESP Principle 6: Core Labour Rights; AF ESP Principle 13: Public Health</b>	Potential labor influx	<ul style="list-style-type: none"> <li>Prepare the Labor Influx Management Plan as well as the Labor and Recruitment Plan</li> <li>Institute a code of conduct for workers. This code of conduct must be signed and followed by all workers involved in the project</li> </ul>	<b>Supervision:</b> UNIDO or PMU <b>Execution:</b> PMU, contractor	500 (SIBUTU) 500 (SITANGKAI)	(Included in development & construction costs)
<b>AF ESP Principle 6: Core Labour Rights; AF ESP Principle 13: Public Health</b>	Impact on gender empowerment	<ul style="list-style-type: none"> <li>Mainstream Gender Inclusivity in the hiring of workers</li> <li>Ensure equitable distribution of employment opportunities</li> </ul>	<b>Supervision:</b> UNIDO or PMU <b>Execution:</b> PMU, contractor	500 (SIBUTU) 500 (SITANGKAI)	(Included in dev't & construction costs)
<b>AF ESP Principle 6: Core Labour Rights; AF ESP Principle 13: Public Health</b>	Service delivery Impacts	<ul style="list-style-type: none"> <li>Provide a traffic management plan which will provide alternative routes, traffic controllers, concrete barriers, and speed limits</li> <li>Communicate any intended disruption of the services to the community</li> <li>Cordon off trenches</li> <li>Repair of any affected areas in consultation with local authorities</li> </ul>	<b>Supervision:</b> UNIDO or PMU <b>Execution:</b> PMU, contractor <b>Partner:</b> Host LGU (municipal and barangay levels)	500 (SIBUTU) 500 (SITANGKAI)	(Included in development & construction costs)
<b>AF ESP Principle 6: Core Labour Rights; AF ESP Principle 13: Public Health</b>	Potential increase in criminal offenses or cases	<ul style="list-style-type: none"> <li>Develop and implement crime management plan</li> <li>Fence off the Contractor's camp</li> <li>Work with local committees in addition to the contractor's own security</li> <li>Remove any employees who persists in any misconduct, carries out duties incompetently or negligently, fails to conform to any provisions of the contract, or persists in any conduct which is prejudicial to safety, health, or the protection of the community</li> <li>Take all reasonable precautions to prevent unlawful, riotous, or disorderly conduct by or among the contractor's personnel</li> <li>Prohibit alcohol, drugs, arms, and ammunitions on the worksite</li> <li>Log all events of a criminal nature that occur at the worksite</li> <li>Report all activities of a criminal nature on the worksite to the police</li> </ul>	<b>Supervision:</b> UNIDO or PMU <b>Execution:</b> PMU, contractor <b>Partner:</b> Host LGU (municipal and barangay levels)	1,000 (SIBUTU) 1,000 (SITANGKAI)	(Included in development & construction costs)
<b>AF ESP Principle 6: Core Labour Rights; AF ESP Principle 13: Public Health</b>	Liability for loss of life, injury, or damage to property	<ul style="list-style-type: none"> <li>Provide of PPE and train workers on the operation of the machinery and equipment</li> <li>Adequate warning and directional signs</li> <li>Ensure that the Code of Conduct for staff are followed to prevent accidents</li> <li>Develop a site safety action plan</li> <li>Cordon off unsafe areas and provide first aid kit within the construction site</li> <li>Record all injuries that occur on-site in the incident register, corrective actions for their prevention will be instigated as appropriate</li> <li>Repair any damage to properties in the area during implementation</li> </ul>	<b>Supervision:</b> UNIDO or PMU <b>Execution:</b> PMU, contractor <b>Partner:</b> Host LGU (municipal and barangay levels)	1,000 (SIBUTU) 1,000 (SITANGKAI)	(Included in development & construction costs)

Post-construction and during operation phase



<b>AF ESP Principle 12: Pollution Prevention and Resource Efficiency;</b>	Potential impact on increased generation of solid waste in many activities related to the project interventions, e.g. nurseries for improved seaweed farming, alternative livelihoods, others.	<ul style="list-style-type: none"> <li>Implement the solid waste management masterplan</li> <li>Develop and implement nature-based solutions on coastal zone &amp; resource management such as regular coastal and community cleanups, implementing policies/ordinances on proper solid waste management, sanitation and hygiene</li> <li>Develop and implement sustainable alternative livelihoods of communities which are less climate-dependent, including salt-making from discharged brine concentrates of the desalination facility, recycling of waste materials, proper segregation and collection schemes.</li> </ul>	<b>Supervision:</b> UNIDO or PMU <b>Execution:</b> PMU, Water Service Provider (Water District) <b>Partner:</b> Host LGU (municipal and barangay levels)	1,000 (SIBUTU) 1,000 (SITANGKAI)	(Included in O&M costs)
<b>AF ESP Principle 12: Pollution Prevention and Resource Efficiency;</b> <b>AF ESP Principle 13: Public Health</b>	Impact on noise/odor emissions and visual nuisance	<ul style="list-style-type: none"> <li>Desalination warehouse should be installed with acoustic packages or noise-reduction system following the available guidelines</li> </ul>	<b>Supervision:</b> UNIDO or PMU <b>Execution:</b> PMU, Water Service Provider (Water District) <b>Partner:</b> Host LGU (municipal and barangay levels)	500 (SITANGKAI)	(Included in O&M costs)

**Table.7-9. Social Monitoring Program**

AF ESP Principles	Proposed Mitigation Measures	Parameters to be monitored	Location	Measurements (incl. methods & equipment)	Frequency of Measurement	Responsibilities (incl. Review and reporting)	Cost (equipment & individuals) (USD)
<b>During design or pre-construction phase</b>							
<b>AF ESP Principle 4: Human Rights;</b> <b>AF ESP Principle 13: Public Health</b>	<ul style="list-style-type: none"> <li>Conduct community-wide consultation with direct stakeholders.</li> <li>Identify the owners and the type of structures that will be affected by the project and settle the matter amicably, prepare compensation agreement packages, if applicable. The compensation will be done in accordance with the Resettlement Action Plan (RAP), if there is any and if applicable.</li> </ul>	Number of compensated owners; number of compensation packages, if applicable. There is no resettlement envisaged during this phase.	Project Sites: SIBUTU & SITANGKAI	(1) Records or receipt of compensation (2) Signed contracts	Prior to start of work; as required	<b>Supervision:</b> UNIDO or PMU <b>Execution:</b> PMU, contractor	500 (Included in dev't & construction costs)
<b>AF ESP Principle 4: Human Rights</b>	<ul style="list-style-type: none"> <li>Conduct valuation and compensate the loss of livelihoods during the project implementation in accordance with the Resettlement Action Plan (RAP), if applicable, when necessary;</li> <li>Facilitate amicable settlement with affected households and offer local jobs when suitable, necessary, applicable.</li> </ul>	Number of compensated owners; number of compensation or settlement packages, if applicable. There is no resettlement envisaged during this phase.	Project Sites: SIBUTU & SITANGKAI	(1) Records or receipt of compensation (2) Signed contracts	Prior to start of work; as required	<b>Supervision:</b> UNIDO or PMU <b>Execution:</b> PMU, contractor	500 (Included in dev't & construction costs)
<b>AF ESP Principle 9: Protection of Natural Habitats;</b> <b>AF ESP Principle 13: Public Health</b>	<ul style="list-style-type: none"> <li>Plan new infrastructure for the desalination facility, when deemed necessary at a suitable elevation above the current high tide level and ensure it is designed to withstand extreme weather events;</li> <li>Develop and implement nature-based solutions on coastal zone &amp; resource management such as mangrove reforestation, regular coastal and</li> </ul>	Design review; design constraints checklist  Refer to guidebook series on CRM and related alternative livelihood in costal areas published by DENR.	Project Sites: SITANGKAI  SIBUTU SITANGKAI	Surveys and design reports  Refer to guidebook series on CRM and related alternative	During detailed design period  During project implementation	<b>Supervision:</b> UNIDO or PMU <b>Execution:</b> PMU, contractor	(Included in dev't & construction costs) 1,500 SIBUTU 1,500 SITANGKAI

AF ESP Principles	Proposed Mitigation Measures	Parameters to be monitored	Location	Measurements (incl. methods & equipment)	Frequency of Measurement	Responsibilities (incl. Review and reporting)	Cost (equipment & individuals) (USD)
	community cleanups, ordinances on sanitation & hygiene measures (e.g., banning of open defecation); <ul style="list-style-type: none"> <li>Develop and implement alternative livelihoods of communities which are less climate-dependent, including salt-making from brine concentrates of the desalination facility, recycling of waste materials, segregation and collection of recyclable materials</li> </ul>			livelihood in costal areas published by DENR.	and continuously thereafter		
<b>During construction phase</b>							
<b>AF ESP Principle 13: Public Health</b>	<ul style="list-style-type: none"> <li>Provide and implement a traffic management plan;</li> <li>Provide temporary road signs to indicate ongoing works;</li> <li>Choose suitable traffic routes to reduce the impact in the neighborhood;</li> <li>Ensure that there is no interference with traffic through control, designated parking, speed limits, and even hiring a banks man.</li> </ul>	Number of identified alternative routes; Number of traffic controller hired; (3) Number of signs and notices put in place for the implementation	Project Sites: SIBUTU & SITANGKAI	Traffic management plan and traffic records	Daily	<b>Supervision:</b> UNIDO or PMU <b>Execution:</b> PMU, Water Service Provider (Water District) <b>Partner:</b> Host LGU (municipal and barangay levels)	500 (Included in dev't & construction costs)
<b>AF ESP Principle 9: Protection of Natural Habitats;</b> <b>AF ESP Principle 13: Public Health</b>	<ul style="list-style-type: none"> <li>Local aggregates, if required, can be sourced in the community;</li> <li>Canvas for local suppliers of the needed construction materials and aggregates</li> </ul>	Types, availability, sources of materials locally	Project Sites: SIBUTU & SITANGKAI	Sourcing and supplier checklist; Material requirement checklist	Weekly, Monthly, or as required	<b>Supervision:</b> UNIDO or PMU <b>Execution:</b> PMU, contractor, design team	500 (Included in dev't & construction costs)
<b>AF ESP Principle 7: Indigenous Peoples;</b> <b>AF ESP Principle 6: Core Labour Rights</b>	<ul style="list-style-type: none"> <li>Hire unskilled and skilled labor from the local population, if available;</li> <li>Use of manual labor during excavation &amp; construction works if possible;</li> <li>Prepare a labor influx plan to manage it;</li> <li>Enforce and maintain a code of conduct for employees.</li> </ul>	Number of local workers hired; Number of cases of offenses committed by employees/er	Project Sites: SIBUTU & SITANGKAI	Workers/staff records, timesheets, signed contracts; Record, documentation, logbook of violations, offenses	Weekly or monthly; as required	<b>Supervision:</b> UNIDO or PMU <b>Execution:</b> PMU, contractor	500 (Included in dev't & construction costs)
<b>AF ESP Principle 7: Indigenous Peoples;</b> <b>AF ESP Principle 6: Core Labour Rights</b>	<ul style="list-style-type: none"> <li>Provide information about the culture, tradition, and other social factors to be considered in Sitangkai and Sibutu</li> <li>Enforce Code of Conduct (COC) for employees</li> </ul>	Number, type, contents of information provided	Project Sites: SIBUTU & SITANGKAI	Level of awareness of workers	Orientation, start of work; Weekly or monthly; as required	<b>Supervision:</b> UNIDO or PMU <b>Execution:</b> PMU, contractor	500 (Included in dev't & construction costs)
<b>AF ESP Principle 6: Core Labour Rights;</b> <b>AF ESP Principle 13: Public Health</b>	<ul style="list-style-type: none"> <li>Restrict the working hours to the standard working hours in the country (8AM - 5PM) from Monday to Saturday; make arrangements agreeable by public</li> <li>Use vehicles, plant, and equipment that comply with international standards for construction equipment noise emission</li> </ul>	Monitoring Work schedules; monitoring list of vehicles and equipment; monitoring of Occupational Health and Safety Plan, which includes all mitigation measures.	Project Sites: SIBUTU & SITANGKAI	Workers/staff records, timesheets, signed contracts; Record, documentation, logbook of violations, offenses	Weekly or monthly; as required	<b>Supervision:</b> UNIDO or PMU <b>Execution:</b> PMU, contractor	500 (Included in dev't & construction costs)
<b>AF ESP Principle 6: Core Labour Rights;</b> <b>AF ESP Principle 13: Public Health</b>	<ul style="list-style-type: none"> <li>Ensure proper maintenance and operation of Contractor's facility</li> <li>Provide and implement an occupational health and safety plan</li> </ul>	Monitoring of Occupational Health and Safety Plan, which includes all mitigation measures;	Project Sites: SIBUTU & SITANGKAI	Workers/staff records, timesheets, attendance sheets, signed contracts;	Weekly or monthly; as required	<b>Supervision:</b> UNIDO or PMU <b>Execution:</b> PMU, contractor	500 (Included in dev't & construction costs)

AF ESP Principles	Proposed Mitigation Measures	Parameters to be monitored	Location	Measurements (incl. methods & equipment)	Frequency of Measurement	Responsibilities (incl. Review and reporting)	Cost (equipment & individuals) (USD)
	<ul style="list-style-type: none"> <li>Appoint a trained occupational health and safety staff on-site</li> <li>Provide workers with appropriate personal protective equipment (PPE)</li> <li>Provide workers with adequate drinking water and breaks</li> <li>Provide workers training on safety procedures and emergency response</li> <li>Roads passing through population centers will be sprayed with water to reduce dust</li> <li>Provide waste management plan</li> <li>Cordon off trenches and working areas with a reflective tape to ensure safety of pedestrians and provide crossing areas for access</li> <li>Provide clean toilets for workers (following WHO standards)</li> </ul>			Record, documentation (including photos), logbook of violations, offenses; trainings attended.		<b>Partner:</b> Host LGU (municipal and barangay levels)	construction costs)
<b>AF ESP Principle 13: Public Health</b>	<ul style="list-style-type: none"> <li>Sensitize workers and the surrounding communities on awareness, prevention, and management of communicable diseases;</li> <li>Provide information, education, and communication on how the prevention and management of communication diseases</li> </ul>	Awareness and information, education campaigns and programs	Project Sites: SIBUTU & SITANGKAI	Number of cases; Information and educational campaign materials disseminated	Weekly or monthly; as required	<b>Supervision:</b> UNIDO or PMU <b>Execution:</b> PMU, contractor <b>Partner:</b> Host LGU (municipal and barangay levels)	500 (Included in dev't & construction costs)
<b>AF ESP Principle 6: Core Labour Rights;</b> <b>AF ESP Principle 13: Public Health</b>	<ul style="list-style-type: none"> <li>Ensure clear human resources policy against any form of harassment aligned with the existing national law</li> <li>Integrate provisions related to any form of harassments in the employee's code of conduct (COC)</li> <li>Ensure compliance with all applicable labor laws of the country</li> <li>Provide training and capacity building for all workers handling chemicals</li> <li>Provide PPE to all workers especially those handling or using chemicals</li> </ul>	Record of cases of work-related conflicts, incidents, accidents.	Project Sites: SIBUTU & SITANGKAI	Record, documentation (including photos), logbook of violations, offenses; trainings attended.	Weekly or monthly; as required	<b>Supervision:</b> UNIDO or PMU <b>Execution:</b> PMU, contractor <b>Partner:</b> Host LGU (municipal and barangay levels)	500 (Included in dev't & construction costs)
<b>AF ESP Principle 6: Core Labour Rights;</b> <b>AF ESP Principle 13: Public Health</b>	<ul style="list-style-type: none"> <li>Develop and implement a SEA action plan with an Accountability and Response Framework as part of the ESMP. The SEA action plan shall follow available guidelines of the organization or of the country</li> <li>The SEA action plan will include how the project will ensure that necessary steps are in place for the: (1) prevention of SEA; (2) response to SEA; (3) engagement with the community; ((4) management and coordination.</li> </ul>	Record of cases of work-related and SEA-related conflicts and incidents.	Project Sites: SIBUTU & SITANGKAI	Record, documentation (including photos) of plans, including status of implementation; logbook of violations, offenses; trainings attended.	Weekly or monthly; as required	<b>Supervision:</b> UNIDO or PMU <b>Execution:</b> PMU, contractor <b>Partner:</b> Host LGU (municipal and barangay levels)	500 (Included in dev't & construction costs)

AF ESP Principles	Proposed Mitigation Measures	Parameters to be monitored	Location	Measurements (incl. methods & equipment)	Frequency of Measurement	Responsibilities (incl. Review and reporting)	Cost (equipment & individuals) (USD)
AF ESP Principle 6: Core Labour Rights; AF ESP Principle 13: Public Health	<ul style="list-style-type: none"> <li>Implement provisions ensuring that gender-based violence at the community level is not triggered by the project, including: (1) effective and on-going community engagement; (2) review of specific project components that known to heighten GBV risk at the community level, e.g., compensation and employment schemes; and (3) specific plan for mitigating these known risks, e.g., sensitization around gender-equitable approaches to compensation and employment</li> <li>Ensure adequate referrals mechanisms are in place if a case of GBV at the community level is reported related to the project implementation</li> </ul>	Record of cases of work-related and GBV -related conflicts and incidents.	Project Sites: SIBUTU & SITANGKAI	Record, documentation (including photos) of plans, including status of implementation; logbook of violations, offenses; trainings attended.	Weekly or monthly; as required	<b>Supervision:</b> UNIDO or PMU <b>Execution:</b> PMU, contractor <b>Partner:</b> Host LGU (municipal and barangay levels)	500 (Included in dev't & construction costs)
AF ESP Principle 6: Core Labour Rights; AF ESP Principle 13: Public Health	<ul style="list-style-type: none"> <li>Develop and implement a Children's Protection Strategy that will ensure minors are protected against negative impacts associated with the Project.</li> <li>All staff of the project must sign and commit themselves to protect children, which clearly defines what is and is not acceptable behavior</li> <li>Children under the age of 18 years should not be hired on site as provided by the applicable law in the country</li> </ul>	Record of cases of work-related and VAWC-related conflicts and incidents.	Project Sites: SIBUTU & SITANGKAI	Record, documentation (including photos) of plans, including status of implementation; logbook of violations, offenses; trainings attended.	Weekly or monthly; as required	<b>Supervision:</b> UNIDO or PMU <b>Execution:</b> PMU, contractor <b>Partner:</b> Host LGU (municipal and barangay levels)	500 (Included in dev't & construction costs)
AF ESP Principle 6: Core Labour Rights; AF ESP Principle 13: Public Health	<ul style="list-style-type: none"> <li>Prepare the Labor Influx Management Plan as well as the Labor and Recruitment Plan</li> <li>Institute a code of conduct for workers. This code of conduct must be signed and followed by all workers involved in the project</li> </ul>	Monitoring of Labor and Recruitment Implementation Plan	Project Sites: SIBUTU & SITANGKAI	Record, documentation (including photos) of plans, including status of implementation; logbook of violations, offenses; trainings attended.	Weekly or monthly; as required	<b>Supervision:</b> UNIDO or PMU <b>Execution:</b> PMU, contractor	500 (Included in dev't & construction costs)
AF ESP Principle 6: Core Labour Rights; AF ESP Principle 13: Public Health	<ul style="list-style-type: none"> <li>Mainstream Gender Inclusivity in the hiring of workers</li> <li>Ensure equitable distribution of employment opportunities</li> </ul>	Monitoring of Labor and Recruitment Implementation Plan	Project Sites: SIBUTU & SITANGKAI	Record, documentation (including photos) of plans, including status of implementation; logbook of trainings attended.	Weekly or monthly; as required	<b>Supervision:</b> UNIDO or PMU <b>Execution:</b> PMU, contractor <b>Partner:</b> Host LGU (municipal and barangay levels)	500 (Included in dev't & construction costs)
AF ESP Principle 6: Core Labour Rights; AF ESP Principle 13: Public Health	<ul style="list-style-type: none"> <li>Provide a traffic management plan which will provide alternative routes, traffic controllers, concrete barriers, and speed limits</li> <li>Communicate any intended disruption of the services to the community</li> <li>Cordon off trenches</li> <li>Repair of any affected areas in consultation with local authorities</li> </ul>	Record of announcements and public awareness and information, education campaigns and programs;	Project Sites: SIBUTU & SITANGKAI	Record, documentation (including photos) of plans, including status of implementation; logbook of incidents, consultation events, activities	Weekly or monthly; as required	<b>Supervision:</b> UNIDO or PMU <b>Execution:</b> PMU, contractor <b>Partner:</b> Host LGU (municipal and barangay levels)	500 (Included in dev't & construction costs)

AF ESP Principles	Proposed Mitigation Measures	Parameters to be monitored	Location	Measurements (incl. methods & equipment)	Frequency of Measurement	Responsibilities (incl. Review and reporting)	Cost (equipment & individuals) (USD)
AF ESP Principle 6: Core Labour Rights; AF ESP Principle 13: Public Health	<ul style="list-style-type: none"> <li>Develop and implement crime management plan</li> <li>Fence off the Contractor's camp</li> <li>Work with local committees in addition to the contractor's own security</li> <li>Remove any employees who persists in any misconduct, carries out duties incompetently or negligently, fails to conform to any provisions of the contract, or persists in any conduct which is prejudicial to safety, health, or the protection of the community</li> <li>Take all reasonable precautions to prevent unlawful, riotous, or disorderly conduct by or among the contractor's personnel</li> <li>Prohibit alcohol, drugs, arms, and ammunitions on the worksite</li> <li>Log all events of a criminal nature that occur at the worksite</li> <li>Report all activities of a criminal nature on the worksite to the police</li> </ul>	Number and type of reported offenses, crimes, or violations; number of cases and issues observed, reported	Project Sites: SIBUTU & SITANGKAI	Records, documentation, logbooks on the parameters checked	Daily, weekly, or monthly, as required	<b>Supervision:</b> UNIDO or PMU <b>Execution:</b> PMU, contractor <b>Partner:</b> Host LGU (municipal and barangay levels)	1,000 (Included in dev't & construction costs)
AF ESP Principle 6: Core Labour Rights; AF ESP Principle 13: Public Health	<ul style="list-style-type: none"> <li>Provide of PPE and train workers on the operation of the machinery and equipment</li> <li>Adequate warning and directional signs</li> <li>Ensure that the Code of Conduct for staff are followed to prevent accidents</li> <li>Develop a site safety action plan</li> <li>Cordon off unsafe areas and provide first aid kit within the construction site</li> <li>Record all injuries that occur on-site in the incident register, corrective actions for their prevention will be instigated as appropriate</li> <li>Repair any damage to properties in the area during implementation</li> </ul>	Number of PPEs issued to workers; proper labelling of equipment and work spaces; site safety action plan; number of incidents and damages to property and people	Project Sites: SIBUTU & SITANGKAI	Records, documentation, logbooks on the parameters checked	Daily, weekly, or monthly, as required	<b>Supervision:</b> UNIDO or PMU <b>Execution:</b> PMU, contractor <b>Partner:</b> Host LGU (municipal and barangay levels)	1,000 (Included in dev't & construction costs)
<b>Post-construction and during operating phase</b>							
AF ESP Principle 12: Pollution Prevention and Resource Efficiency;	<ul style="list-style-type: none"> <li>Implement the solid waste management masterplan;</li> <li>Develop and implement nature-based solutions on coastal zone &amp; resource management such as regular coastal and community cleanups, implementing policies/ordinances on proper solid waste management, sanitation and hygiene;</li> <li>Develop and implement sustainable alternative livelihoods of communities which are less climate-dependent, including salt-making from discharged brine concentrates of the desalination facility, recycling of waste materials, proper segregation and collection</li> </ul>	Number of offenses on improper waste management; Refer to guidebook series on CRM and alternative livelihood in coastal areas published by DENR.	Project Sites: SIBUTU & SITANGKAI	Records of offenses, observations; Refer to guidebook series on CRM and alternative livelihood in coastal areas published by DENR.	Daily, weekly, or monthly, regularly as required	<b>Supervision:</b> UNIDO or PMU <b>Execution:</b> PMU, contractor, water districts, LGUs (municipal and barangay levels), community groups	1,000 (Included in dev't & construction costs)

AF ESP Principles	Proposed Mitigation Measures	Parameters to be monitored	Location	Measurements (incl. methods & equipment)	Frequency of Measurement	Responsibilities (incl. Review and reporting)	Cost (equipment & individuals) (USD)
	schemes.						
<b>AF ESP Principle 12: Pollution Prevention and Resource Efficiency;</b> <b>AF ESP Principle 13: Public Health</b>	<ul style="list-style-type: none"> <li>Desalination warehouse should be installed with acoustic packages or noise-reduction system following the available guidelines</li> </ul>	Level of noise emissions	Project Sites: SITANGKAI	Records of offenses, observations	Daily, weekly, or monthly, as required	<b>Supervision:</b> UNIDO or PMU <b>Execution:</b> PMU, contractor	500 (Included in dev't & construction costs)
<b>AF ESP Principle 7: Indigenous Peoples</b>	<ul style="list-style-type: none"> <li>Continuous engagement and consultation with all (multi-sectoral) stakeholders and communities with indigenous peoples, marginalized and vulnerable groups who need special attention to their needs, cultural norms, habits, land, territories and resources.</li> <li>Continuous engagement and consultation suited for adaptative management and updating of ESMP during operating phase.</li> </ul>	Record of engagement and consultation meetings; record of cases or related discussions, conflicts, or incidents if there are any	Project Sites: SIBUTU & SITANGKAI	Workers/staff records, timesheets, signed contracts; Record, documentation, logbook of conflicts, incidents, complaints, if there are any	Weekly or monthly; as required	<b>Supervision:</b> UNIDO or PMU <b>Execution:</b> PMU, contractor <b>Partner:</b> Host LGU (municipal and barangay levels)	500 (Included in dev't & construction costs)

**Table.7-10. Institutional strengthening and training activities for implementation**

#	Institutional Strengthening Activity	Position(s)	Scheduling	Responsibility (ies)	Cost Estimates (USD)
1	ESSPP	Project manager; EMSP Officers; technical staff; LGU beneficiaries	During project implementation	<b>Supervision:</b> UNIDO or PMU <b>Execution:</b> PMU, Contractor, WSP (Water District) <b>Partner:</b> Host LGUs (municipal and barangay levels)	1,000 (SIBUTU) 1,000 (SITANGKAI)
2	ESMP				1,000 (SIBUTU) 1,000 (SITANGKAI)
3	Gender Sensitivity; Code of Conduct; Labor Codes; Concern for Indigenous Peoples, Marginalized and vulnerable groups				500 (SIBUTU) 500 (SITANGKAI)
4	Review of National Laws relating to Energy-and-Water Management systems				500 (SIBUTU) 500 (SITANGKAI)
5	Updating of LGU Comprehensive Development Plan and Climate Change Action Plan				500 (SIBUTU) 500 (SITANGKAI)
6	Review of Mandanas-Garcia Ruling and its impacts on the role of LGU in project development				500 (SIBUTU) 500 (SITANGKAI)
7	Capacity building and trainings on operating and managing nurseries for seaweed farming				1,000 (SIBUTU) 1,000 (SITANGKAI)
8	Capacity building on development and implementation of coastal zone and resource management strategies				1,000 (SIBUTU) 1,000 (SITANGKAI)
9	Capacity building on development and implementation of sustainable alternative livelihood programs which are less climate-dependent				1,000 (SIBUTU) 1,000 (SITANGKAI)



**Table.7-11. Proposed Training Activities**

#	Training Activity	Participants	Types of Training	Contents (modules, etc)	Scheduling	Cost Estimates (USD)
1	Gender Sensitivity; Code of Conduct; Labor Codes; Concern for Indigenous Peoples, Marginalized and vulnerable groups	Project manager; EMSP Officers; technical staff; LGU beneficiaries	Combination of lecture series and workshops; output oriented, case study reviews	Workshop and Training Modules covering Gender Sensitivity; Code of Conduct, Labor Codes	During project implementation	500 (SIBUTU) 500 (SITANGKAI)
2	Financial Literacy	Project manager; EMSP Officers; technical staff; LGU beneficiaries	Combination of lecture series and workshops; output oriented, case study reviews	Modules covering Personal Financial Management		1,000 (SIBUTU) 1,000 (SITANGKAI)
3	Water Conservation and Management	Project manager; EMSP Officers; technical staff; LGU beneficiaries	Combination of lecture series and workshops; output oriented, case study reviews	Modules covering Water Conservation and Management		2,000 (SIBUTU) 2,000 (SITANGKAI)
4	Design additional training programs based on Training Needs Analysis (TNA) of communities	Project manager; EMSP Officers; technical staff; LGU beneficiaries	Combination of lecture series and workshops; output oriented, case study reviews	To be determined		5,000 (SIBUTU) 5,000 (SITANGKAI)
5	Design training programs based on Training Needs Analysis of workers in the Desalination and Solar PV Power Facilities	Project manager; EMSP Officers; technical staff; Water Service Provider (WSP) management	Combination of lecture series and workshops; output oriented, case study reviews	To be determined		5,000 (SITANGKAI)
6	Electrical Safety (including safety handling of machineries); OHS	Project manager; EMSP Officers; technical staff; LGU beneficiaries	Combination of lecture series and workshops; output oriented, case study reviews	Modules covering OHS, electrical safety, and proper use and handling of machineries		1,000 (SIBUTU)
7	Hands-on Training on Operating and Maintaining Nurseries for seaweed farming	Officers; technical staff; LGU beneficiaries	Combination of lecture series and workshops; output oriented, case study reviews, hands-on training and exercises, practicals, on-the-job trainings (OJTs)	To be determined with the assistance of MSU-TCTO		5,000 (SIBUTU) 5,000 (SITANGKAI)
8	Best practices on Coastal zone and resource management	Officers; technical staff; LGU beneficiaries	Combination of lecture series and workshops; output oriented, case study reviews, hands-on training and exercises, practicals	Refer to guidebook series on CRM published by DENR, 2001.		5,000 (SIBUTU) 5,000 (SITANGKAI)
9	Sustainable Alternative Livelihood Programs	Officers; technical staff; LGU beneficiaries	Combination of lecture series and workshops; output oriented, case study reviews, hands-on training and exercises, practicals, on-the-job trainings (OJTs)	To be determined upon further consultations with stakeholders and beneficiaries		5,000 (SIBUTU) 5,000 (SITANGKAI)

## 8 COORDINATION AND PUBLIC/NGO PARTICIPATION

### Introduction

The Philippine law specifies that the stakeholder consultation process shall be an integral part of the environmental and social impact assessment, thus, making it mandatory.<sup>10</sup> Initial meetings, key informant interviews (KIIs), focus group discussions (FGDs), EIA-SEP Household surveys (details are covered in **Annex F to ESIA**), and consultations were held with the island communities and other stakeholders vis-a-vis local government officials, concerned regional government agencies officials, and influential community people (e.g., tribal leaders). During these meetings, the project objectives were explained and elaborated. The stakeholders' concerns and suggestions were also documented and taken care of to further enhance the project's acceptability on environmental and social grounds. During the field visits, a series of consultations were carried out at various locations in the project areas, wherever convenient and comfortable with the stakeholders.

Generally, the officials of the 9 barangays in Sitangkai and 16 barangays in Sibutu appreciated the value of the proposed project for their community as they clearly perceived the benefits of having an improved water supply and distribution system in their respective municipalities. Furthermore, in Sitangkai, the municipality represented by the President of the Liga ng mga Barangays, who is a de facto member of the municipal council, and the Indigenous People's President, who also has a seat in the council, also expressed their appreciation and positive opinion regarding the proposed project in Sitangkai island and vowed to extend their full support of the project implementation. Actually, both municipalities of Sibutu and Sitangkai vowed to champion the project in their municipal councils especially in the upcoming project implementation.

Key findings from the consultations are included in Annex B to the project proposal.

### Project Disclosure

Relevant guidelines of UNIDO ESSPP prescribe that the affected population and institutions should be fully informed by disclosing the information relevant to the project impacts, the mitigation measures, and the project's key processes. Consultation with them is, therefore, the starting point for all the project-related activities to allay misgivings, misunderstandings, miscommunications, and apprehensions about the project. It is also undertaken to solicit the project's acceptability and ensure the participation of the community in the project planning and implementation. It is also providing the community with the opportunity to participate in key decisions of the project that are likely to affect them. To note, during the EIA-SEP household surveys, it was further expressed by the respondents that continued public consultations about the project be done during implementation.

**Table 8.3** below is presented to outline the Communication Plan which serves as guide in disclosing project progress to all internal and external stakeholders and partners.

**Table.8-1. Communication Plan in reporting progress and updates during project implementation**

Stakeholder Groups	Objectives & Key Messages	Communication Type	Communication/Delivery Methods; Frequency	Feedback Mechanisms
UNIDO, Project Steering/Advisory Group, PMU, partner agencies, other stakeholders	Project goals & objectives, strategic planning, management & implementation, monitoring & evaluation (M&E), finance, oversight, etc.	Mandatory, Consultative, Participative, Informational	Online or face-to-face meetings, quarterly or semi-annual meetings	Reporting, discussion/feedback, email/phone correspondence, Grievance Management Mechanisms (GMM), others
UNIDO, PMU, contractors, other stakeholders	Management, implementation, M&E, finance, budgeting, other related concerns	Mandatory, Consultative, Participative, Informational	Online or face-to-face meetings, weekly/monthly meetings, as needed	Reporting, discussion/feedback, email/phone correspondence, GMM, others
PMU, Local government unit representatives, other agencies	Relevant project progress/updates, project-related concerns and issues, e.g., environmental and social impact, contractor-related issues, land use issues, etc.	Mandatory/Voluntary, Consultative, Participative, Informational	Online or face-to-face meetings as needed; informational-educational campaigns (IEC), workshops, trainings, others	Reporting, discussion feedback, email/phone correspondence, workshops, trainings, GMM, others
PMU, target beneficiaries, local communities, other external stakeholders	Relevant project progress/updates, project-related concerns and issues, other matters that need attention, e.g., socio-cultural issues	Mandatory/Voluntary, Consultative, Participative, Informational	Online or face-to-face meetings arranged as needed, informational-educational campaigns, workshops, trainings, etc.	Reporting, discussion feedback, workshops, trainings, GMM, others

<sup>10</sup> According to the updated guidelines stated in the Environmental Management Bureau Memorandum Circular No. 2014-005 (EMB MC 2014-005) or the Revised Guidelines for Coverage Screening and Standardized Requirements under the PEISS (Presidential Decree 1586 of 1978, otherwise known as the Philippine Environmental Impact Statement System).



## 9 SAFETY MEASURES DURING OPERATION

### National Laws and Regulations

As enumerated in **Section 2.1**, the national laws and regulations covering the scope of developing and rehabilitating the potable water supply and distribution system facility and that of the sanitation system of Sitangkai Island, Tawi-Tawi, Philippines, are applicable guidelines in exercising safety measures during the operation phase and the transferring of ownership of the project to the WSP (or water district).

In addition, other relevant laws and regulations are also included in the enumeration (Section 2.1). Of relevance and interest, is the **Presidential Decree (PD) 442 of 1974, which covers the Labor Code of the Philippines**, as amended and renumbered pursuant to DOLE Department Advisory No.1, series of 2015.<sup>11</sup> This law and its accompanying Implementing Rules and Regulations (IRR) serve as guide in managing safety measures during the operation phase of the project.

Specifically, the Labor Code of the Philippines, presents the details on **health, safety, and social welfare benefits in Book IV**, which include amongst others, **occupational health and safety of workers**.<sup>12</sup>

### Environmental and Social Management Plan (ESMP)

The ESMP has been prepared for review, updating, implementation, and monitoring during the project period and beyond, that is, during the pre-construction, construction, and post-construction phases, the last phase may continue beyond the project term of four (4) years. It is understood that all the safety measures indicated and required in all the plans embedded in the ESMP must be properly observed, implemented, and monitored to mitigate any and all adverse impacts that may occur in the project. From the safeguards point of view, this must be an indispensable activity to be strictly followed by all members and collaborators of the project implementation team.

### Emergency Response Policy Plan (ERPP)

The project implementer (PMU) together with the Contractor and in coordination with the host LGU will formulate an Emergency Response Policy Plan and corresponding protocols to address the safety concerns of the project during the construction and operation phases. It is in the interest of everyone to ensure that project implementation is hazard-free as possible and the factors leading to an accident are minimized if not eliminated. To attain this, the project implementer and its collaborators will formulate and implement protocols to address the following potential unwanted events during the construction and operational phases:

- a) Accidents at the workplace
- b) Severe weather conditions
- c) General emergency preparedness and response plan
- d) Disaster risk management plan
- e) Other mitigating and monitoring plans during facility operations, as required by law

Contingency and emergency planning are essential for addressing accidents during project implementation. Key components include (a) accident prevention, (b) response and cleanup methods, and (c) personnel training. Measures to be implemented include medical assistance, communication, an emergency response team, and fire safety compliance with the Fire Code of the Philippines. COVID-19 protocols during construction and operation must follow IATF, DOH, and LGU guidelines, adhering to the IATF Omnibus Guidelines and DOH Administrative Orders on minimum health standards, such as physical distancing, masks, and hand hygiene.

### Grievance Management Mechanism (GMM)

A grievance management mechanism (GMM) will be established, updated, and reviewed to address concerns related to project design, construction, and operation. The GMM allows the public to report risks or impacts and ensures complaints are addressed promptly and without retribution. During construction, the contractor will comply with the Environmental and Social Management Plan (ESMP), addressing issues such as noise, dust, and property damage. A liaison officer will be appointed at each site to receive complaints and coordinate corrective actions.

Notice boards at project sites will provide contact details for registering grievances and outline the process, including the right to receive a written response within 48-72 hours. Complaints can be submitted verbally or in writing, including anonymously. The contractor will maintain a logbook for all reports, recording details such as the date, time, and nature of the complaint.

Minor issues will be addressed immediately, while complex concerns will be escalated to the Supervising Engineer and the PMU for review. If unresolved, grievances can be referred to the local government unit (LGU) for further resolution. The PMU, in coordination with the Project Steering Committee, will oversee complaints related to construction and operation, ensuring institutionalized processes for long-term management by the designated water service provider. All complaint records will be audited during monitoring to ensure transparency and accountability.

## 10 CONCLUSIONS

The complex and incessant water issues faced by off-grid small island communities such as Sibutu and Sitangkai Islands located in the province of Tawi-Tawi, can be pivotal in the coming days due to the already-felt impact of climate change, where such island communities are at risk and very vulnerable to seawater level rise, unpredictable rainfall and drought

<sup>11</sup> The Labor Code of the Philippines Renumbered, DOLE Edition, 2022.

<sup>12</sup> Ibid, page 56.

patterns, and the pervasive malpractices in sanitation and waste management. The proposed development and rehabilitation of potable water supply (e.g., with filtration and disinfection units, and a 1,000 CMD desalination facility powered by a 1.0 MWp solar PV power system), rehabilitation of the potable water distribution system, improvement of rainwater harvesting and sanitation systems in both islands are very urgent as it reflects the complexity of the water problem in these vulnerable areas and how the local communities are in dire need of such basic necessity for survival.

The proposed project makes use of a combination of approaches and strategies to provide potable and sustainably supplied safe water, reduce water leakages and wastage, improve rainwater harvesting systems and the sanitation facilities, coupled with institutional strengthening and behavioral change programs. These are deemed effective in addressing this urgent need and the project foresees significant environmental and health benefits that more than outweigh any adverse environmental impacts that may be incurred during construction and operation.

The project will build a new 1,000 CMD desalination facility powered by a 1.0 MWp solar PV power system in Sitangkai Island and rehabilitate the water supply systems in Sibutu Island, rehabilitate existing water and electrical infrastructure, and implement a WASH program. It is anticipated that the project will provide significant public health benefits such as consistent service of and access to potable public water and reduced public health risks from contamination. This will in turn result in the dramatic reduction of waterborne diseases, where acute watery diarrhea is the top one disease-causing morbidity in the province, thereby, reducing the burden on the health system. The primary beneficiaries are communities in both Sibutu and Sitangkai Islands, particularly women and children, who are culturally tasked to take care of these household chores of ensuring availability of safe and clean water. The project will also have socio-economic benefits such as from the generation of new jobs, vocational training opportunities, and improvement of the economic situation through reduced absenteeism in the workforce due to poor health. Environmental benefits associated with the project include water conservation and the use of renewable energy which will reduce the use of fossil fuels. Additional benefits include, improved planning, management, and sustainability of future water supply, improved development planning, and increased tourism potential. The project will also increase the resiliency of the water infrastructure to the impacts of climate change and natural hazards.

The natural habitat of both islands, which is a major haven for seaweed farming, has already been highly modified by the harsher environmental impacts and the densely populated communities. Identified environmental risks and impacts of the project include the short-term impacts from noise and nuisance, solid waste, dust, and disruption during construction. The impacts from the operation of water supply infrastructure include the impacts on marine water quality and ecosystem from the effluent brine solution of the desalination system in Sitangkai Island, and the direct sewage/septage disposal, which is worsening already as it is. Further risks caused by the project include the risk of the new infrastructure failing and the impacts of sludge disposal from the proposed sanitation units. Identified social impacts include the impacts of resettlement, although non-existent to minimal given the scope of the project, land access and encroachment onto private property. All risks were assessed to be very-low, low, or medium significance provided that the mitigations outlined in this ESIA are implemented. The exceptions are the significance of the risks to the quality of the groundwater reserves in Sibutu Island from over-extraction of water in the long run which remains high. The proposed WASH and water conservation campaigns are being implemented to address those risks.

The project's key environmental and social management and mitigation measures include the development, implementation, and monitoring of an ESMP (which is a combination of the EMP and SMP, in this case). The ESMP addresses the impacts and risks associated with construction and operation of the water supply infrastructure facility which includes treatment by desalination, filtration and disinfection (for existing water wells and collected rainwater), and water supply distribution, solar PV system to run the system, and sanitation infrastructure, and will be updated, further developed, and implemented as a working ESMP by the project implementing unit and the contractors. To mitigate the social impacts, the project will be located on government land whenever possible. A Resettlement Plan (RP), where needed, is to be prepared to address potential impacts on land and/or assets due to encroachments of water treatment, supply, distribution networks, water storage/booster pumps and the installation of the solar PV or solar-powered pumps and gadgets. This outlines the proposed consultation and compensation of affected households or communities. Where possible, public- or government-owned lands has been identified where the project infrastructures can sit.

To conclude, the ESIA has found that **no major** short-term or cumulative environmental and or social impacts are likely to occur from the project, provided that the ESMP is reviewed, updated, implemented, and monitored properly. Wherever needed, the resettlement plan (RP) will be prepared, consulted, and implemented. The overall environmental, health and socio-economic benefits of the project definitely outweigh the perceived adverse environmental and social impacts that may occur.

## 11 REFERENCES

- [1] United Nations, "Summary Progress Update 2021: SDG 6- Water and sanitation for all," UN Water, 2021.
- [2] A. Koutroulis and et al., "Cross sectoral impacts on water availability at +2°C and +3°C for east Mediterranean island states: The case of Crete," *Journal of Hydrology*, vol. 532, pp. 16-28, 2016.
- [3] J. Daw and S. Stout, *Building island resilience through the energy, water, food nexus*, National Renewable Energy Laboratory, 2019.
- [4] J. M. Aberilla, A. Gallego-Schmid, L. Stamford and A. Azapagic, "Environmental assessment of domestic water supply options for remote communities," *Water Research*, vol. 175, 2020.
- [5] C. Papapostolou, E. Kondili, D. Zafirakis and G. Tzanes, "Sustainable water supply systems for the islands: The integration with the energy problem," *Renewable Energy*, vol. 146, pp. 2577-2588, 2020.
- [6] Sustainable Water and Energy Solution Network, *Sustainable Water and Energy Solutions: Addressing Critical Services during the COVID-19 World Crisis and Beyond*, Global Knowledge Platform, 2020.
- [7] L. Lozano and E. Taboada, "The power of electricity: how effective is it in promoting sustainable development in rural off-grid islands in the Philippines?," *Energies*, vol. 16(9), no. 2705, 2021.

- [8] L. Lozano, E. Querikol, M. L. Abundo and L. Bellotindos, "Techno-economic analysis of a cost-effective power generation system for off-grid island communities: A case study of Gilutongan Island, Cordova, Cebu, Philippines," *Renewable Energy*, vol. 140, no. 9513, pp. 905-911, 2019.
- [9] Querikol, E.M. and Taboada E.B., "Performance Evaluation of a Micro Off-Grid Solar Energy Generator for Islandic Agricultural Farm Operations using HOMER," *Renewable Energy*, 2018.
- [10] L. Lozano and E. B. Taboada, "Demystifying the authentic attributes of electricity-poor populations: The electrification landscape of rural off-grid island communities in the Philippines," *Energy Policy*, vol. 145, no. 111715, 2020.
- [11] L. Lozano and E. B. Taboada, "Elucidating the challenges and risks of rural island electrification from the end-user's perspective A case study in the Philippines," *Energy Policy*, vol. 150, no. 112143, 2020.
- [12] L. Lozano and E. B. Taboada, "Applying User-Perceived Value to Determine Motivators of Electricity Use in a Solar Photovoltaic Implementation in a Philippine Island," *Sustainability*, vol. 13, no. 8043, 2021.
- [13] I. Rabuya, M. Libres, M. Abundo and E. B. Taboada, "Moving Up the Electrification Ladder in Off-Grid Settlements with Rooftop Solar Microgrids," *Energies*, vol. 14, no. 3467, 2021.
- [14] F. Giudici, A. Castelletti, E. Garofalo, M. Giuliani and H. R. Maier, "Dynamic, multi-objective optimal design and operation of water-energy systems for small, off-grid islands," *Applied Energy*, vol. 250, pp. 605-616, 2019.
- [15] Taboada EB, Lozano LF, Vallente AS, Taboada JB, Querikol EM, "Assessment and Preliminary Design Options for Feasible Renewable Energy-Water Supply Systems in Sibutu and Sitangkai Islands, Tawi-Tawi, Philippines," EU-ASEP-UNIDO-RETS Project, 2022.
- [16] Philippine Department of Energy, "List of existing power plants as of June 2020".
- [17] S. Lattemann and T. Hoepner, "Seawater Desalination: Impacts of Brine and Chemical Discharges on the Marine Environment," *Desalination Publications*, p. 142, 2003.
- [18] Regional Economic and Development Board, "Regional Physical Framework Plan: 2000-2030," ARMM, 2015.
- [19] IUSS Working Group WRB, "World Reference Base for Soil Resources," FAO, Rome, 2015.
- [20] F. Danielsen and C. G. Treadaway, "Priority conservation areas for butterflies (Lepidoptera: Rhopalocera) in the Philippine Islands," *Animal Conservation*, no. 7, pp. 79-92, 2004.
- [21] Asian Development Bank, "State of the Coral Triangle: Philippines," ADB, Mandaluyong City, Philippines, 2014.
- [22] M. Muallil, K. Adam, R. Muallil and L. de Guzman, "From fishing to farming in Sibutu Island, Tawi-Tawi," 2020.
- [23] R. Muallil, S. Mamauag, R. Cabral, E. Celeste-Dizon and P. Aliño, "Status, trends, and challenges in the sustainability of small-scale fisheries in the Philippines: Insights from FISHDA (Fishing Industries' Support in Handling Decisions Application) model," *Marine Policy*, vol. 44, pp. 212-221, 2014.
- [24] R. Suarez and P. Sajise, "Deforestation, Swidden Agriculture, and Philippine Biodiversity," *Philippine Science Letters*, vol. 3, no. 1, pp. 91-99, 2010.
- [25] Japan International Cooperation Agency, "Comprehensive Basic Study of the Autonomous Region in Muslim Mindanao in the Republic of the Philippines," 2003.
- [26] N. Hussain, A. Ali and L. Lazem, "Ecological indices of key biological groups in Southern Iraqi marshland during 2005-2007," *Mesopotamian Journal of Marine Sciences*, vol. 27, no. 2, pp. 112-125, 2012.
- [27] A. Preen, "Impacts of dugong foraging on seagrass habitats: observational and experimental evidence for cultivation grazing," *Marine Ecology Progress Series*, vol. 124, no. 19, pp. 201-213, 1995.
- [28] K. Serag, C. Elloran and K. Serag, "Tawi-Tawi Reef Fishes, Philippines Version 1.17," ASEAN Centre for Biodiversity, 2022.
- [29] PhilAtlas, "Sitangkai, Tawi-Tawi," [Online]. Available: <https://www.philAtlas.com/mindanao/barmm/Tawi-Tawi/sitangkai.html>. [Accessed 06 Sep 2021].

## 12 ANNEXES

The following annexes are available in unabridged version of the report:

- A. ANNEX A. Professionals and organizations that have contributed to the preparation of the ESIA Report
- B. ANNEX B. List of consulted documents, including project-related reports and baseline data referred to in the report
- C. ANNEX C. Baseline data referred to in this report: Detailed project environment context
- D. ANNEX D. Baseline data referred to in this report: Terrestrial and marine flora and fauna
- E. ANNEX E. Record of consultation meetings with stakeholders
- F. ANNEX F. EIA-SEP Household Survey Report
- G. ANNEX G. UNIDO Environmental and Social (E&S) Scorecard for subprojects



United Nations Industrial Development Organization

**PROPOSED PROJECT  
HARNESSING THE WATER-ENERGY-FOOD NEXUS TO ADDRESS  
AND ADAPT TO CLIMATE CHANGE IMPACTS IN TAWI-TAWI,  
PHILIPPINES**

(UNIDO SAP ID 210194)

**CONSULTATION REPORT**

for the

**Environmental and Social Impact Assessment (ESIA) Studies**

Development and Rehabilitation of the Potable Water Supply and  
and an Improved Sanitation System in

**Sibutu Island, Tawi-tawi, Philippines**

and

Development of a Desalination Facility Powered by 1.0 MWp Solar PV System for Potable  
Water Supply and an Improved Sanitation System in

**Sitangkai Island, Tawi-tawi, Philippines**

**E.B. Taboada, A.S. Vallente, J.B. Taboada, M.K.O. Paler, J.A. Jaque,  
D.T. Jaque, and J.M.U. Lim**

ESIA Study Team

February 27, 2023

## Table of Contents

1. Introduction .....	4
2. Objectives .....	4
3. Consultation Strategy .....	4
4. Community Consultations and Engagement.....	6
5. Meetings with concerned government agencies and other stakeholders .....	7
6. Key Findings from Engagement and Consultation .....	13
7. Project Disclosure .....	19
Annex A. Pictures of the Consultation Meetings in Sibutu Island, Tawi-Tawi, Philippines.....	20
Annex B. Pictures of the Consultation Meetings in Sitangkai Island, Tawi-Tawi, Philippines .....	29
Annex C. Attendance Sheets for the Consultation Meetings in Sibutu Island .....	34
Annex D. Attendance Sheets for the Consultation Meetings in Sitangkai Island.....	39
Annex E. Agenda for the face-to-face Consultation Meeting with UNIDO, MinDa, and BARMM Officials.....	49
Annex F. Presentation slides during the face-to-face Consultation Meeting with UNIDO, MinDa, and BARMM Officials .....	50
Annex G. Photos and Attendance Sheets during the Consultation Meeting with UNIDO, MinDa, and BARMM Officials .....	75

## List of Figures

Figure 1. Different levels of engagement required for each stage of the project.....	5
--	---

## List of Tables

Table 1. Consultation meetings, FGDs, and KIIs in Sibutu Island.....	6
Table 2. Consultation meetings, FGDs, and KIIs in Sitangkai Island .....	7
Table 3. Consultation meetings with concerned government agencies and other stakeholders .....	8
Table 4. Summary of the discussion and action points of the meeting .....	8
Table 5. Summary of the discussion and action points of the face-to-face meeting .....	10
Table 6. Summary of the issues and concerns during the consultation in Sibutu Island and its suggested solutions .....	13
Table 7. Summary of the issues and concerns during the consultation in Sitangkai Island and its suggested solution .....	16

## 1. Introduction

The primary purpose of conducting the stakeholder consultation was to encourage the participation of important stakeholders and local people in the process of the project implementation and to integrate the appropriate environmental and social concerns into the process, to ensure that whatever negative impacts the project may cause, these will be identified and mitigated early on, especially as regards to environmental and social safeguards. Moreover, the Philippine law specifies that the stakeholder consultation process shall be an integral part of the environmental and social impact assessment, thus making it mandatory.<sup>1</sup> This report presents the stakeholder consultation process carried out for the proposed project in Sibutu and Sitangkai Islands, Tawi-Tawi, Philippines.

Initial meetings, key informant interviews (KIIs), focus group discussions (FGDs), Environmental Impact Assessment- Socio-economic Perception (EIA-SEP) household surveys, and consultations were held with the community and other stakeholder vis-a-vis local government officials, concerned regional government agencies officials, and community influentials. During the meeting, the project objectives were explained and elaborated. The stakeholders' concerns and suggestions were also documented and taken care of to further enhance the project's acceptability on environmental and social grounds. During the field visits, a series of consultations were carried out at various locations in the project areas, wherever convenient and comfortable with the stakeholders.

## 2. Objectives

The primary objectives of this activity is to:

- Inform the local people, leaders, and other stakeholders about the proposed project's goals and objectives, as well as its implementation plans;
- Seek views, concerns, and opinions of all people, including women, youth, indigenous people (as applicable), in the various areas concerning the project; and
- Establish if the local people foresee any positive or negative environmental and social effects or impacts that may be caused by the project, and if so, how they wish the perceived negative impacts to be addressed.

This is done through the following presentation flow:

- Introduction of the project and basis of its conceptualization;
- Creating awareness about the project including its possible impacts;
- Rapport building with local community champions (e.g., barangay officials);
- Involving them in the process of determining the right or suitable direction for the project development; and
- Assessment of the impacts which may occur and their mitigations approaches.

## 3. Consultation Strategy

Consultation and participation by the direct stakeholders require that accurate and reliable information is made available in a timely and comprehensible manner to all of them. It shall require

---

<sup>1</sup> According to the updated guidelines stated in the Environmental Management Bureau Memorandum Circular No. 2014-005 (EMB MC 2014-005) or the Revised Guidelines for Coverage Screening and Standardized Requirements under the PEISS (Presidential Decree 1586 of 1978, otherwise known as the Philippine Environmental Impact Statement System).



uniform understanding and awareness regarding activities among all stakeholder institutions to enable a unified and effective approach.



*Figure 1. Different levels of engagement required for each stage of the project*

The ESIA study team adopted the consultation strategy which covers three (3) broad phases of the project as shown in the **Figure 1**.

- **Stage 1. Project preparations and approvals.** This is the time from the initial inception of the proposal to the construction process given the final investment/funding decision of the proponents. The objectives of the consultation for this stage, which was done during the project site visits last December 5-16, 2022 and during the series of online/face-to-face meetings, are the following:
  - **INFORM.** Providing information about the proposed project and its potential impact were done during this stage. People's understanding of how the project will operate and how it will be managed is clarified.
  - **CONSULT.** This is done to understand the concerns of the local community, the needs of the government and stakeholders, and how the project impacts individuals and the community in general.
  - **EVOLVE.** Using the information gathered through consultation, improvement of the planning and management of the proposed project should be implemented.
- **Stage 2. Construction.** The period from the final investment/funding decision until the commissioning of the project.
- **Stage 3. Operations.** The period from the start of operations and continuing throughout the expected life of the project.

It should be noted that the degree of participation required in a project would be directly proportional to the scale and magnitude of impact and the proposed mitigation measures. Hence, to ensure effective consultation and participation, the following principles are observed:

- **Continuous process.** Information dissemination on project developments and consultations with local communities and stakeholders would be a continuous process throughout project planning and implementation.
- **Inclusive.** The entire participative and consultative process should be inclusive. Special efforts to elicit the participation of vulnerable and disadvantaged groups in the community should be made.
- **Forum for decision-making.** Meetings, interactions, and consultations would aim to lead to informed decision-making.



#### 4. Community Consultations and Engagement

Community consultations as part of the ESIA process were done following the approaches presented above to obtain the views of the community members with respect to the environmental and social impacts in the project area. Key informant interviews (KIIs) and focus group discussions (FGDs) were employed for the initial consultation with local government officials in the barangay and municipal levels, and environment officials in Tawi-tawi, Philippines. These stakeholders were strategically chosen as they have direct mandates and established relations with their local constituencies, rendering the process of information dissemination and feedback acquisition more efficient and robust.

**Table 1** shows the dates of initial consultation meetings with all the government officials and the representatives of the 16 barangays in Sibutu Island including the municipal officials (mayor, secretary, and planning officer), the venue, and the number of participants present during the reconnaissance visits of the project team from December 5-16, 2022. Photo documentation and attendance sheets of the said meetings are included in **Annex A** and **Annex C**, respectively.

**Table 1. Consultation meetings, FGDs, and KIIs in Sibutu Island**

Date	Office/Institutions	Venue	No. of Participants	No. of Males	No. of Females
Dec 7, 2022	BLGU-Ligayan	Brgy Hall	5	4	1
Dec 7, 2022	BLGU-Ungus-Ungus	Brgy Hall	2	1	1
Dec 7, 2022	BLGU-Hji. Mohtar Sulayman	Brgy. Hall	2	2	0
Dec 7, 2022	BLGU-Tongehat	Brgy. Hall	1	1	0
Dec 7, 2022	BLGU-Taungoh	Brgy Chairman's Residence	1	0	1
Dec 8, 2022	BLGU-Tandubanak	Brgy Chairman's Residence	3	2	1
Dec 8, 2022	BLGU- Sheik Makdum	Brgy Chairman's Residence	2	2	0
Dec 8, 2022	BLGU-Tongsibalo	Brgy Chairman's Residence	1	1	0
Dec 8, 2022	BLGU-Nunukan	Brgy Chairman's Residence	1	0	1
Dec 8, 2022	BLGU- Sibutu Poblacion	Brgy Chairman's Residence	2	0	2
Dec 12, 2022	MLGU-Sibutu/Office of the Mayor	Municipal Hall	3	2	1
Dec 12, 2022	BLGU-Talisay	Brgy Chairman's Residence	2	1	1
Dec 12, 2022	BLGU-Ambulong Sapal	Brgy Hall	4	2	2
Dec 12, 2022	BLGU-Hji. Imam Bidin	Brgy Chairman's Residence	1	1	0
Dec 12, 2022	BLGU-Datu Amilhamja Jaafar	Brgy Hall	4	2	2
Dec 12, 2022	BLGU-Hji. Taha	Brgy Hall	1	1	0
Dec 12, 2022	BLGU-Imam Hji. Mohammad	Brgy Chairman's Residence	1	1	0
<b>TOTAL</b>			<b>36</b>	<b>23</b>	<b>13</b>

**Table 2** shows the dates of initial consultation meetings with all the government officials and the representatives of the 9 barangays in Sitangkai Island including the municipal officials, the venues, and the number of participants present during the reconnaissance visits of the project team from December 5-16, 2023. Photo documentation and attendance sheets of the said meetings are included in **Annex B** and **Annex D**.

**Table 2. Consultation meetings, FGDs, and KIIs in Sitangkai Island**

Date	Office/Institutions	Venue	No. of Participants	No. of Males	No. of Females
Dec 9, 2022	BLGU-Tongmageng	Residence of one Brgy Kagawad	6	6	0
Dec 9, 2022	BLGU-Sitangkai Poblacion	Brgy Hall	1	0	1
Dec 10, 2022	Liga ng mga Barangay-Sitangkai Chapter	Hadji Cannon Ahaja Sports Complex	116	74	42
Dec 11, 2022	IP (Sitangkai)	Residence of the IP President	1	1	0
Dec 11, 2022	BLGU-Tongusong	Brgy Chairman's Residence	1	0	1
Dec 11, 2022	BLGU-North Larap	Brgy Chairman's Residence	1	1	0
Dec 11, 2022	BLGU- South Larap	Community Center	2	2	0
<b>TOTAL</b>			<b>128</b>	<b>84</b>	<b>44</b>

It is noteworthy that on December 10, 2022, the team was invited and was able to present the project to the community during the Thanksgiving and Year-End Party of the *Liga ng mga Barangay* (League of Barangays)-Sitangkai Chapter, which was attended by the barangay officials of the 9 barangays in Sitangkai. It was a welcomed opportunity for the team to present the project to the community through its barangay officials and leaders.

The FGDs, KIIs, and consultative meetings were done in some barangays of Sitangkai during the field visit of the team in the island. It should be noted that Sitangkai has a different geographical situation from Sibutu. Sitangkai is composed of several islands and islets with Tumindao Island being the biggest island under Sitangkai. Barangays Tongmageng, Tongusong, North Larap, and South Larap are all located in Tumindao Island.

## 5. Meetings with concerned government agencies and other stakeholders

Consultation meetings with concerned government agencies such as the BARMM Ministry of Environment, Natural Resources, and Energy (MENRE) and its Environmental Management Service (EMS), Mindanao Development Authority (MinDA), Bangsamoro Autonomous Region of Muslim Mindanao (BARMM) were conducted as part of the ESIA process (see **Table 3**).

On November 4, 2022, the initial scoping meeting with the MENRE-EMS was held in Cotabato City and was attended by the Director of EMS and the Division Chief of the EMS-Permitting Division. The discussion points of the meeting were as follows:

- the permitting process flow of MENRE;
- the corresponding requirements for Certificate of Non-Coverage (CNC) and for the Environmental Compliance Certificate (ECC); and
- the corresponding cost of the permitting process and related activities.

In addition, on December 5 and 15, 2022, the meeting with the CENREO District I was conducted in their office in Bongao, Tawi-tawi, and was attended by its representatives. The main purpose of the meeting was to introduce the proposed project for both Sibutu and Sitangkai Islands. The scope, benefits, and impacts of the project were also discussed during the meeting. Data acquisition and verification processes especially on the environmental data for both islands were also initiated in the meeting.

**Table 3. Consultation meetings with concerned government agencies and other stakeholders**

Date	Office/Institutions	Venue	No. of Participants	No. of Males	No. of Females
Nov 4, 2022	MENRE- EMS	EMS Office, BARMM Compound, Cotabato City	3	3	0
Dec 5 and 15, 2022	CENREO Dist. I (Sibutu & Sitangkai)	MENRE Office, Bongao, Tawi-tawi	3	3	0
Jan 11, 2023	UNIDO and MinDA	Virtual (Zoom)	14	7	7
Feb 17, 2023	UNIDO, MinDA, BARMM	Waterfront Insular Hotel & Resort, Davao City	43	25	18
<b>TOTAL</b>			<b>63</b>	<b>38</b>	<b>25</b>

Furthermore, on January 11, 2023, a project consultation meeting was held with UNIDO and Mindanao Development Authority (MinDA). It was attended by the Project Manager of UNIDO, the Deputy Executive Director of MinDA, and the Director of the Planning, Policy, and Project Development Office of MinDA and its staff. The key discussion points of the meeting are summarized in **Table 4** and the meeting flow was as follows:

1. Presentation of the project briefs, project components, project activities, timelines, the corresponding budget per component, and the project structure by UNIDO;
2. Presentation of the project design and implementation plan and the update of the ESIA study by the lead consultant;
3. Open forum, Q&A, Discussion; and
4. Planning for the next consultation meeting with key high level BARMM officials.

**Table 4. Summary of the discussion and action points of the meeting**

Discussion Points	Action Points/Remarks
<p>The acquisition of the information and data needed by the project such as:</p> <ul style="list-style-type: none"> <li>• Data on climate hazards and future climate trends in the proposed project sites (Sibutu and Sitangkai) which can be taken from its respective climate and disaster risk assessments (CDRA), and from their local climate change action plan (LCCAP);</li> </ul>	<p>MinDA will facilitate the gathering of the data as it is working closely with concerned agencies in the BARMM region.</p>

Discussion Points	Action Points/Remarks
<ul style="list-style-type: none"> <li>the baseline or historical data on the loss and damage incurred by the identified areas especially those attributed to climate change, particularly on the seaweed industry; and</li> <li>Data on how the seaweed industry contributes to the economy (local, regional, or national);</li> </ul>	
A more comprehensive local benchmarking on the existing small-scale desalination plants in the country, especially in the BARMM region	MinDA will also facilitate this concern especially in the BARMM region.
Possible synergies of the proposed project with the other projects in Mindanao area (jurisdiction of MinDA) and other agencies in BARMM	MinDA expressed that synergies with other projects in the area are possible and that they can facilitate the flow of more information accordingly.
Business model for the proposed integrated water management system (water district) for both sites in Sibutu and Sitangkai Islands.	<p>Based on the consultation meetings with the community in both sites, the lead consultant recommended that a joint venture between the public sector (the LGU in this case) and the private sector can be facilitated for the water management system.</p> <p>In the said JV, the LGU will carry out their oversight function as they clearly expressed that they do not have the expertise to do the operation and maintenance of the water management system. The private sector will take charge of the whole operation and maintenance of the facility, by hiring suitable professionals and skilled workers to carry out the required tasks for the sustainability of the water system.</p>
Communal sanitation facility	The project scope afforded the establishment of a demonstration facilities or pilots in both sites. It was also discussed that a communal sanitation facility can be built for those in the fishing villages or “pondohan” but it will be beyond the scope of the project.
Communal rainwater harvesting facility	The project scope afforded the establishment of a demonstration facilities or pilots in both sites.
Studies on “willingness to pay” for water in both project sites	The lead ESIA consultant discussed that the community expressed their willingness to pay for the water and its corresponding water services as they recognized the need to sustain the system for the water supply and

Discussion Points	Action Points/Remarks
	distribution.
Salt-making from the brine discharge of the desalination as a mid-to-long-term mitigation plan	It was recommended that thorough studies be conducted to ascertain the feasibility of making salt (industrial or food-grade application) from the brine discharge of the desalination facility. The budgetary requirement for the feasibility studies and the establishment of the (pilot) salt-making facility in the area will be provided by the lead ESIA consultant, for further evaluation by the project team for its inclusion in the proposed project budget.
Knowledge-sharing activity on the process documentation of developing a water system project (e.g., desalination) was suggested by MinDA to be included as one of the activities under Project Component 1	This suggestion was noted and will be added accordingly.

Another project consultation meeting was held on February 17, 2023, with UNIDO, MinDA, and the concerned ministries of BARMM. The face-to-face meeting, which was held in Davao City, Philippines, was attended by the Project Managers (from Vienna, Austria) and Philippine Country Representative of UNIDO, the Executive Director and staff of MinDA, and the representatives of key ministries of BARMM such as MENRE, MAFAR, BPDA among others (see **Appendix G** for the complete list of attendees). The meeting agenda and the presentation of the consultants are found in **Appendix E** and **Appendix F**, respectively. The key discussion points of the meeting are summarized in **Table 5**.

**Table 5. Summary of the discussion and action points of the face-to-face meeting**

Discussion Points	Action Points/Remarks
Brine Effluent Management Plan for Sitangkai Desalination Facility	<p><u>Cost</u></p> <p>The lead consultant emphasized that the cost of implementing the following activities related to brine management of the desalination system are not included in the project cost:</p> <ul style="list-style-type: none"> <li>• Salt-making; and</li> <li>• Conduct of the “apriori” feasibility study for the different options for brine management in the facility</li> </ul> <p><u>Monitoring</u></p> <p>The monitoring of the mitigation measures for brine management mentioned in the ESMP shall be the responsibility of the entity that will manage and operate the desalination facility. It was recommended that a trained or skilled in environmental monitoring shall be hired accordingly. It was also emphasized in the discussion that the areas for brine disposal/dispersion are already identified and</p>

Discussion Points	Action Points/Remarks
	<p>geotagged. These areas will be the point of monitoring throughout the operation of the facility.</p> <p><u>Other Options</u> Other options for brine management such as constructed wetlands are also discussed during the meeting. However, for constructed wetland, it is deemed unviable for islands like Sitangkai.</p>
Desalination Facility Specifications	<p><u>Production Input/Output and Associated Cost</u> The presentation of the desalination system production input/output and its associated cost only showed seawater as the production input. Thus, projection of production input/output and its associated cost using brackish water must also be shown for comparison especially for the associated cost of production.</p> <p>The lead consultant explained that the use of seawater as input in the desalination process is intentional so as to set the expectation of the stakeholders. It was also emphasized that the use of brackish or groundwater as input will definitely bring down the per unit cost of water produced by the desalination facility.</p> <p>It was also suggested during the meeting to use groundwater as input for the desalination process since groundwater salinity is lower than that of seawater. When it comes to the desalination process, lower salinity entails lower power requirements and could result to lower cost. However, the project should consider the sustainability aspect of using groundwater in the area. Proper hydrological study must be conducted to ascertain the eventual effect of using the groundwater as desalination input in the area. Aside from that, it should be noted that majority of the people in Sitangkai uses the existing water sources in the area for their domestic (utility) water needs.</p> <p><u>Energy Recovery Device (ERD)</u> The technical specifications of the ERD must also be addressed by project team. Suggestion like the use of hydraulic-to-hydraulic method for the ERD is also noted accordingly.</p> <p><u>Smart Metering</u> Smart metering implementation for water distribution is also suggested during the meeting to promote efficiency and water conservation.</p>
Sustainability of the project (desalination facility)	<p><u>Willingness and capacity to pay</u> The willingness and capacity to pay of the community was already ascertained in the previous studies conducted for the project. However, to avoid problems on the collection of fees, behavioral</p>

Discussion Points	Action Points/Remarks
	<p>interventions is suggested to be implemented prior or during the operation of the facility.</p> <p><u>Fintech Application</u> The utilization of the current and accessible financial technologies (fintech) for its financial transactions are also considered by the project. It was also aligned with the current talk for partnership of MinDA with Mastercard, one of the leading fintech providers in the Philippines. However, support infrastructures such as internet and data connections must also be installed or improved in the area to fully maximize the use of fintech.</p> <p><u>Management and Operation of the Water Districts</u> It was also mentioned in the prior consultation meetings that the LGUs in the area acknowledged their lack of expertise in managing and running a water district and thus, expressed their willingness to explore feasible partnerships with the private sector for the management and operation of the water districts.</p> <p><u>Expansion of the desalination facility</u> The design of the facility is modularized to ease the constraints for big scale operation and future expansion, which are projected to happen within the first year of operation of the desalination facility.</p> <p><u>Institutional strengthening</u> Throughout the duration of the project, several activities will be conducted to strengthen the institutional capacity of the LGUs and its concerned stakeholders relative to water resource management.</p>

## 6. Key Findings from Engagement and Consultation

The flow of the meetings, FGDs, or KIs are as follows:

- Introduction of the team which is composed of two (2) senior experts, one (1) junior expert, two (2) training assistants from Mindanao State University-Tawi-Tawi College of Technology and Oceanography (MSU-TCTO) Office of Continuing Education and Extension Services (OCEANeS), one (1) staff from AIEC-ILAW, and one (1) community guide;
- Introduction and discussion of the proposed project:
  - For Sibutu Island, the development of the potable water supply and distribution system of the island, including the rehabilitation of its existing waterworks system, the establishment of an integrated water management system, and the sanitation system; and
  - For Sitangkai Island, the development of a desalination facility powered by 1.0 MWp solar PV system for potable water supply and distribution and an improved sanitation system;
- Discussion on the scope, the benefits, and the impacts of the project;
- Discussion about the solid waste management and sanitation concern on the island and how can it be addressed by the project or by the LGU; and
- Open forum and expression of support for the project.

**Table 5** presents the discussion summary of issues and concerns expressed by the barangay officials regarding their water supply and water distribution system, sanitation situation, and solid waste management in Sibutu Island:

**Table 6. Summary of the issues and concerns during the consultation in Sibutu Island and its suggested solutions**

Issues/Concerns	Suggested Solutions by the Project
Water Sources - The majority of the barangays in Sibutu have groundwater sources. However, some barangay especially in the western portion of Sibutu have no groundwater sources as expressed by their barangay officials.	<p>Sharing of water sources for some barangays will be explored through the design of the water distribution network of the project.</p> <p>Since rainwater is the major source of water in many households on the island, the idea of developing a communal rainwater harvesting system as one of the solutions for this issue is positively perceived by the barangay officials.</p>
Water Quality - Admittingly, the BLGU, and MLGU disclosed there is no water quality testing conducted on the existing groundwater sources on the island. The only water quality testing conducted for some water sources on the island were conducted by the RETS Project.	Water quality testing of the identified groundwater sources on the island will be conducted accordingly to ascertain whether its safety and standards for drinking water. A water disinfection system is highly welcomed as an additional treatment feature of the water system to be included in the project.



Issues/Concerns	Suggested Solutions by the Project
However, only the identified groundwater sources in the eastern part of the island have been tested in 2021.	
Water Distribution System - Several barangays in Sibutu have already a water supply and distribution system infrastructure (concrete water tanks, pipelines, etc.) with Level II service but the majority of such systems are not operational due to the difficulty in doing maintenance works, especially on its motorized components coupled with their financial constraints.	Detailed assessment of the status and the rehabilitation needs of the existing water system infrastructure in several barangays in Sibutu will be conducted prior to the project implementation to ascertain the budgetary requirements for its rehabilitation and the water quality and quantity.
Sustainability and management of the waterworks system - With the experience of some barangay officials on failed projects involving water supply and distribution, they all expressed their concern about how to sustain the water supply and distribution system in their respective areas.	The project will establish an integrated water management system (IWRM) to promote the sustainability of the operation of the waterworks system on the island thru the organization of a water service provider (water district), who is tasked to manage the water supply system.
Role of the BLGU and MLGU in the project - The BLGU and MLGU asked about their roles in the project implementation and project operation during the consultation meeting, especially with the plan to establish an integrated water management system (IWRM thru as WSP) in the island.	A joint venture (JV) between the LGU and the private sector was suggested during the discussion about the integrated water management system (water districts). All the officials expressed their openness to this arrangement and recognized it as one way of promoting the sustainability of the system. The oversight function of the LGU was highlighted during the said discussion.
Cost of water service - After the discussion about the integrated water management system, questions about the cost of the water service then followed as this was also one of the major considerations of the households on the island as expressed by its barangay officials. They also recognized the need for payment to really sustain the water supply system in their municipality. They also added that they are all willing to pay for the water service as long as it is reasonable.	With the JV arrangement and the oversight function of the LGU in the management of the water supply system, the price for the water services is assured to be reasonable and affordable as compared to the current costs of water procurement paid by most households in Sibutu.
Household water connection - A question about how can the household avail or connect to the proposed water supply system was also aired during the consultation. It was also clarified whether a water meter will be used since water billing will be implemented.	It was clarified in the discussion that household connections will be arranged and paid by the household and not by the project just like how the household connects to TAWELCO for their electricity. Water meters will also be installed accordingly. However, the project thru the WSP can facilitate the installation of Level III water distribution system.

Issues/Concerns	Suggested Solutions by the Project
Sanitation - The majority of the barangay officials and even the municipal officials during the consultation meetings admitted that sanitation is a major concern in the island. They elaborated on the difficulty of their sanitation situation given the fact that there are many households built on stilts on the island. There are barangays that built a public toilet for the community but are not sustained because also of their water scarcity situation.	The idea of a communal sanitary toilet and septic tanks was introduced during the discussion with the barangay officials. It was received positively by them and affirmed that the said solution is feasible as long as it is designed properly and that there is sufficient water to maintain its cleanliness
Solid Waste Management - When it comes to solid waste management, the same sentiments regarding their sanitation situation were expressed by the barangay officials. They attempted to put up a landfill for their solid waste in the innermost part of the island, however, there was a problem with the collection of garbage. The barangays have no available garbage trucks to collect the solid waste and dump it in their designated landfill area. The current practice now is to throw the garbage to the sea and or construct a makeshift open pit to partly bury it.	Ideally, a sanitary landfill is not recommended in an island community like Sibutu. Several solutions could be implemented on the island like a modular waste-to-energy system that requires considerable budget allocation. However, initial works can be done on the island like the establishment of a material recovery facility (MRF) and the implementation of the Solid Waste Management System employing the Circular Economy principles (e.g., 6Rs).
Public Consultation - A question about a public consultation for the project was also raised in the consultation with the barangay officials.	The barangay officials are assured that another round of public consultations will also be conducted in the succeeding stages of project preparation and implementation.

Generally, the government officials of the 16 barangays in Sibutu Island expressed very positive opinions regarding the proposed project as they perceive it to be beneficial to them, especially with the provision of a better supply and distribution system of potable water in their communities. Furthermore, the Municipal LGU represented by its Municipal Mayor together with the Municipal Planning and Development Officer also expressed their appreciation and positive opinion regarding the proposed project on the island and vowed to extend their full support during the project implementation.

**Table 6** presents the summary of issues and concerns expressed by the barangay officials regarding their water supply and water distribution system, sanitation situation, and solid waste management in Sitangkai Island:

**Table 7. Summary of the issues and concerns during the consultation in Sitangkai Island and its suggested solution**

Issues/Concerns	Suggested Solutions by the Project
<p>Water Sources - The identify and existing ground wells or dug wells in Sitangkai produced water that is not suitable for human consumption since it is brackish and salty.</p>	<p>The project will install a desalination facility on the island using reverse osmosis (RO) technology. It is expected to produce enough supply of fresh potable water for Sitangkai.</p> <p>Since rainwater is the major source of water in many households on the island, the idea of developing a communal rainwater harvesting system as one of the solutions for this issue is positively perceived by the barangay officials.</p>
<p>Water Sources - A question on where to source the water that will undergo the reverse osmosis process in the desalination facility was raised. It was then followed with a clarification if there will be permits needed for this was also expressed during the discussion.</p>	<p>A beach well (dug well) will be dug up to source the water that will undergo the RO process in the desalination facility. It was also clarified and emphasized that environmental compliance will be processed accordingly.</p>
<p>Water Quality - Admittingly, water quality testing was conducted for the existing water sources on the island through the RETS Project. The results show that it is not suitable for human consumption because of its high level of salinity.</p> <p>They also expressed their concern regarding the water quality of the water produced from the desalination facility once it is operational.</p>	<p>Once operational, cyclic water quality testing and monitoring of the water produced by the desalination facility will be conducted. Clearances and permits will also be processed before the water from the desalination facility are distributed to the community.</p>
<p>Water Distribution System - Some barangays in Sitangkai have already some water system infrastructure (concrete water tanks, pipeline, etc.) and a water distribution network with Level II service but the majority of such systems are not operational due to the difficulty in doing maintenance works, coupled with their financial constraints.</p>	<p>Detailed assessment of the status and the rehabilitation needs of the existing water system infrastructure in several barangays in Sitangkai will be conducted prior to the project implementation.</p>
<p>Sustainability and management of the waterworks system - With the experience of some barangay officials on failed projects involving water projects, they all expressed their concern about how sustainability of the facility.</p>	<p>The project will establish an integrated water management system to promote the sustainability of the operation of the desalination facility and the waterworks system on the island.</p>
<p>Impacts on the marine ecosystem - There was also a</p>	<p>It was clearly explained that brine disposal impact is</p>

Issues/Concerns	Suggested Solutions by the Project
<p>question raised regarding the impact of brine disposal from the desalination facility on the marine ecosystem in the area especially since most of the households are seaweed farmers.</p>	<p>considered unlikely to affect the marine ecosystem as the dilution of the brine effluent is expected over a short distance from the point of discharge.</p> <p>A monitoring regime that will track changes in the salinity level over and adjacent to the point of discharge will be put in place.</p> <p>Risks of damage to vegetation and salinity level of ground from leaks in the brine disposal system and failure of the desalination plant will remain but will be mitigated by improving the management and implementation of improved maintenance of the facility afforded by the capacity building and maintenance support of the project.</p>
<p>Added value of the project - There was also a question raised on the possibility of the use of brine effluent in making salt.</p>	<p>It was explained that this was outside the scope of the project but a recommendation to make prior studies for the said suggestion should be conducted.</p>
<p>Role of the BLGU and MLGU in the project - The BLGU and MLGU asked about their role in the project implementation and project operation during the consultation meeting, especially with the plan to establish an integrated water management system on the island.</p>	<p>The support and participation of the LGU in the project are key factors in its successful implementation and operation. This was emphasized during the discussion.</p> <p>A joint venture (JV) between the LGU and the private sector was suggested during the discussion about the integrated water management system (water districts). All the officials expressed their openness to this arrangement and recognized it as one way of promoting the sustainability of the system. The oversight function of the LGU was highlighted during the said discussion.</p>
<p>Cost of water service - After the discussion about the integrated water management system, questions about the cost of the water and its corresponding water service then followed as this was also one of the major considerations of the households on the island as expressed by its barangay officials. They also recognized the need for payment to really sustain the waterworks system in their municipality. They also added that they are all willing to pay for the water service as long as it is reasonable.</p>	<p>With the JV arrangement and the oversight function of the LGU in the management of the waterworks system, the price for the water and for the water services are assured to be reasonable and affordable as compared to the current cost of water procurement for most households on the island.</p>

Issues/Concerns	Suggested Solutions by the Project
Disruption in the water distribution businesses - A question was raised about the impact of the operation of the desalination facility on the existing businesses that involved water distribution.	The project emphasized that it does not intend to compete with the existing water distribution businesses. The project encourages synergy as it is geared to address the community water needs - for the greater good.
Sanitation - The majority of the barangay officials and even the municipal officials during the consultation meetings admitted that sanitation is a major concern in the island. They elaborated on the difficulty of their sanitation situation given the fact that there are many households built on stilts on the island. There are barangays that built a public toilet for the community but are not sustained because also of their water scarcity situation.	The idea of a communal sanitary toilet and septic tanks was introduced during the discussion with the barangay officials. It was received positively by them and affirmed that the said solution is feasible as long as it is designed properly.
Sanitation - There was also a question on whether the said communal sanitation facility can be built for those fishing villages in the middle of the sea or commonly known as “pondohan.”	Those fishing villages or “pondohan” will benefit from the expansion of the project. It was mentioned during the discussion that the scope of the project can only build a demonstration facility for the said communal sanitation facility.
Solid Waste Management - When it comes to solid waste management, the same sentiments regarding their sanitation situation were expressed by the barangay officials. They attempted to put up a landfill for their solid waste in the innermost part of the island, however, there was a problem with the collection of garbage. The barangays have no available garbage trucks to collect the solid waste and dump it in their designated landfill area. The current practice now is to throw the garbage to the sea and or construct a makeshift open pit to partly bury it.	Ideally, a sanitary landfill is not recommended in an island community like Sitangkai. Several solutions could be implemented on the island like a modular waste-to-energy system that requires considerable budget allocation. However, initial works can be done on the island like the establishment of a material recovery facility (MRF) and the implementation of the Solid Waste Management System employing the Circular Economy principles (e.g., 6Rs).
Public Consultation - A question about a public consultation for the project was also raised in the consultation with the barangay officials.	The barangay officials are assured that another round of public consultations will also be conducted in the succeeding stages of project preparation and implementation.

Generally, the barangay officials of the nine (9) barangays in Sitangkai appreciated the value of the proposed project for their community as they clearly perceived the benefits of having a desalination facility on the island. Furthermore, the Municipal LGU represented by the President of the *Liga ng mga Barangay*, who is a de facto member of the municipal council, and the IP

President, who also has a seat in the council, also expressed their appreciation and positive opinion regarding the proposed project on the island and bowed to extend their full support of the project implementation. Both bowed to champion the project in the council in the coming days.

## **7. Project Disclosure**

Relevant guidelines of UNIDO ESSPP prescribe that the affected population and institutions should be fully informed by disclosing the information relevant to the project impacts, the mitigation measures, and the project's key processes. Consultation with them is, therefore, the starting point for all the project-related activities to allay misgivings, misunderstanding, miscommunications, and apprehensions about the project. It is also undertaken to solicit the project's acceptability and ensure the participation of the community in the project planning and implementation. It is also providing the community with the opportunity to participate in key decisions of the project that are likely to affect them. To note, during the EIA-SEP household surveys, it was further expressed by the respondents that continued public consultations about the project be done during implementation.



**Annex A. Pictures of the Consultation Meetings in Sibutu Island, Tawi-Tawi, Philippines**



**Meeting with Ligayan Barangay Officials - December 7, 2022**



**Meeting with Ungus-Ungus Barangay Officials - December 7, 2022**



**Meeting with Hadji Mohtar Sulayman Barangay Officials - December 7, 2022**



**Meeting with Tongehat Barangay Chairman - December 7, 2022**





**Meeting with Taungoh Barangay Kagawad - December 7, 2022**



**Meeting with Tandubanak Barangay Officials - December 8, 2022**



**Meeting with Sheik Makdum Barangay Officials - December 8, 2022**



**Meeting with Tongsibalo Barangay Chairman - December 8, 2022**





**Meeting with Nunukan Barangay Chairwoman - December 8, 2022**



**Meeting with Sibutu Poblacion Barangay Officials - December 8, 2022**



**Meeting with Talisay Barangay Representative - December 12, 2022**



**Meeting with Ambulong Sapal Barangay Officials - December 12, 2022**





**Meeting with Hadji Imam Bidin Barangay Chairman - December 12, 2022**



**Meeting with Datu Amilhamja Jaafar Barangay Officials - December 12, 2022**



**Meeting with Hadji Taha Barangay Chairman - December 12, 2022**



**Meeting with Imam Hadji Mohammad Barangay Chairman - December 12, 2022**





**Meeting with the Office of the Mayor of Sibutu - December 12, 2022**



**Meeting with the Community Environment and Natural Resources Office- District 1 in Bongao, Tawi-Tawi - December 15, 2022**

**Annex B. Pictures of the Consultation Meetings in Sitangkai Island, Tawi-Tawi, Philippines**



**Meeting with Tongmageng Barangay Officials - December 9, 2022**



**Meeting with Sitangkai Poblacion Barangay Chairwoman and the Liga ng mga Barangay - Sitangkai Chapter President - December 9, 2022**





**Dr. Taboada, the lead consultant, presents the project during the Thanksgiving Party and Year-end Party of the Liga ng mga Barangay- Sitangkai Chapter**



**The crowd, majority composed of barangay officials of the 9 barangays in Sitangkai, during the presentation of Dr. Taboada**



**Meeting with IP President and the IP Representative in the Municipal Council (Sangguniang Bayan) of Sitangkai - December 11, 2022**



**Meeting with Tongusong Barangay Officials - December 11, 2022**





**Meeting with North Larap Barangay Chairman - December 11, 2022**



**Meeting with North Larap Barangay Officials - December 11, 2022**



**Meeting with the Community Environment and Natural Resources Office- District 1 in Bongao, Tawi-Tawi - December 15, 2022**

















## Annex C. Attendance Sheets for the Consultation Meetings in Sibutu Island

### UNITED NATIONS INDUSTRIAL DEVELOPMENT ORGANIZATION

PROJECT TITLE: Harnessing the Water-Energy-Food Nexus to Address and Adapt to Climate Change Impacts in Tawi-Tawi, Philippines

#### ATTENDANCE SHEET

ACTIVITY NAME: FOCUS GROUP DISCUSSIONS (FGDs) & KEY INFORMANT INTERVIEWS (KIIs) VENUE: LIGAYAN BRGY HALL, JIBUTU, TAWI-TAWI DATE: DECEMBER 7, 2022

KEY INFORMANT INTERVIEWS (KII)s												
	FULL NAME (Last Name, First Name, Middle Initial)	AGE	SEX	AFFILIATION/OFFICE/ SECTOR/BARANGAY	DESIGNATION/POSITION	CONTACT NO.	Agree for my personal data to be used for official PROJECT purpose only		Agree to take my photo, video, and audio recording for PROJECT public release		SIGNATURE	
1.	VALLENTE, ARBEN J.	29	M	F	UNIDO/AIEC-ILAW	PROJECT STAFF	0977-144-0301	<input checked="" type="checkbox"/>	N	<input checked="" type="checkbox"/>	N	
2.	TABADA, EVELYN B.		M	F	UNIDO/AIEC-ILAW	PROJECT LEAD	0968-358-8184	<input checked="" type="checkbox"/>	N	<input checked="" type="checkbox"/>	N	
3.	MASSAH M. SAPIB	31	M	F	BRGY. LILAYAN	BRGY. SECRETARY	097539 09989 0910883092	<input checked="" type="checkbox"/>	N	<input checked="" type="checkbox"/>	N	
4.	NUK S. TAPSI	63	M	F	BRGY. LIGAYAN	BRGY. KAGAWAD		<input checked="" type="checkbox"/>	N	<input checked="" type="checkbox"/>	N	
5.	KADAPHY A. HAMDAN	42	M	F	BRGY. LIGAYAN	BRGY. KAGAWAD	09475237873	<input checked="" type="checkbox"/>	N	<input checked="" type="checkbox"/>	N	
6.	RIO VILLANUEVA	52	M	F	ILAW	PROJECT COORDINATOR	09685662220	<input checked="" type="checkbox"/>	N	<input checked="" type="checkbox"/>	N	
7.	WILSON M. CARRAN	55	M	F	BRGY. LIGAYAN	BRGY. WORKER	-	<input checked="" type="checkbox"/>	N	<input checked="" type="checkbox"/>	N	
8.	BONSAY Y. HAMDAN	28	M	F	BRGY. LIGAYAN	BRGY. WORKER	09572473400	<input checked="" type="checkbox"/>	N	<input checked="" type="checkbox"/>	N	
9.	DASIL MIDRIS	60	M	F	BRGY. Ungur-Ungur	BRGY. KAGAWAD		<input checked="" type="checkbox"/>	N	<input checked="" type="checkbox"/>	N	
10.	SARING K. UMAN	51	M	F	BRGY. Mangostang-Ungur	BRGY. SECRETARY	09629371853	<input checked="" type="checkbox"/>	N	<input checked="" type="checkbox"/>	N	
11.	ALXICAR M. RPD	24	M	F	BRGY. Mangostang-Ungur	BRGY. CHAIRMAN	097086625092	<input checked="" type="checkbox"/>	N	<input checked="" type="checkbox"/>	N	
12.	NURJAFAR M. KAMUH	31	M	F	BRGY. Mangostang-Ungur	BRGY. TREASURER	09700540074	<input checked="" type="checkbox"/>	N	<input checked="" type="checkbox"/>	N	
13.	AL-KHALID S. MURIB	39	M	F	BRGY. TONGHAT	Penang Barangay	09095066221	<input checked="" type="checkbox"/>	N	<input checked="" type="checkbox"/>	N	
14.	ARWANA A. JAFANA	60	M	F	BRGY. Tawngoh	BRGY. KAGAWAD	09489931342	<input checked="" type="checkbox"/>	N	<input checked="" type="checkbox"/>	N	
15.	KHALID D. RPD	43	M	F	WISU TCTO	Training Assistant	09730216362	<input checked="" type="checkbox"/>	N	<input checked="" type="checkbox"/>	N	
16.	JEROME B. TABADA	49	M	F	UNIDO/AIEC-ILAW	Project Staff	09206997606	<input checked="" type="checkbox"/>	N	<input checked="" type="checkbox"/>	N	
17.	NUR-AMIN HOK		M	F	TAWELCO	Motor Renter/ Guide	09509777661	<input checked="" type="checkbox"/>	N	<input checked="" type="checkbox"/>	N	
18.			M	F				<input checked="" type="checkbox"/>	N	<input checked="" type="checkbox"/>	N	



# UNITED NATIONS INDUSTRIAL DEVELOPMENT ORGANIZATION

PROJECT TITLE: Harnessing the Water-Energy-Food Nexus to Address and Adapt to Climate Change Impacts in Tawi-Tawi, Philippines

## ATTENDANCE SHEET

ACTIVITY NAME: FOCUS GROUP DISCUSSION (FGD) & KEY INFORMANT INTERVIEW (KII)

VENUE: SIBUTU, TAWI-TAWI

DATE: DECEMBER 8, 2022

	FULL NAME (Last Name, First Name, Middle Initial)	AGE	SEX	AFFILIATION/OFFICE/ SECTOR/BARANGAY	DESIGNATION/POSITION	CONTACT NO.	Agree for my personal data to be used for official PROJECT purpose only		Agree to take my photo, video, and audio recording for PROJECT public release		SIGNATURE
1	TABONDA, EVELYN B.		M F	UNIDO/AIEC-ILAW	Project Lead/Comm/Int	09683588668	<input checked="" type="checkbox"/>	N	<input checked="" type="checkbox"/>	N	
2	VALLENTE, ARBEN S.	29	M F	UNIDO/AIEC-ILAW	Project Staff/Comm/Int	0977144901	<input checked="" type="checkbox"/>	N	<input checked="" type="checkbox"/>	N	
3	VILLANUEVA, RID		M F	ILAW	Project Coordinator	09685862820	<input checked="" type="checkbox"/>	N	<input checked="" type="checkbox"/>	N	
4	GERRY D. BELLAS	51	M F	TANDU BAWAK	Org. Secy	09074110777	<input checked="" type="checkbox"/>	N	<input checked="" type="checkbox"/>	N	
5	ROMIO J. JAHALUHAN		M F	TANDU BAWAK	Chairman	09207967716	<input checked="" type="checkbox"/>	N	<input checked="" type="checkbox"/>	N	
6	MRSARA M. PANI		M F	TANDU BAWAK	Kagawad	09072808829	<input checked="" type="checkbox"/>	N	<input checked="" type="checkbox"/>	N	
7	AHMAD I DALUQIN		M F	SHIEK MAXDUM	KAGAWAD	09093433996	<input checked="" type="checkbox"/>	N	<input checked="" type="checkbox"/>	N	
8	Ali-Khan J. Hassan		M F	BLGU SHIEK MAXDUM	Chairman	09091946320	<input checked="" type="checkbox"/>	N	<input checked="" type="checkbox"/>	N	
9	JULASHRIE ANTANANI	62	M F	BRGY. TONGSIBALO	CHAIRMAN	09477253874	<input checked="" type="checkbox"/>	N	<input checked="" type="checkbox"/>	N	
10	HURUL AIN SAPAL		M F	BRGY. NUNUKAN	CHAIRWOMAN	09639371954	<input checked="" type="checkbox"/>	N	<input checked="" type="checkbox"/>	N	
11	ZENDIRA G. ALPA		M F	BRGY. SIBUTU POB.	CHAIRWOMAN	09361553000	<input checked="" type="checkbox"/>	N	<input checked="" type="checkbox"/>	N	
12	Madgia Mohd.		M F	BRGY. SIBUTU POB.	Secretary	09355008444	<input checked="" type="checkbox"/>	N	<input checked="" type="checkbox"/>	N	
13	KHALID D. ADAM	43	M F	MSU TOTO	Training Assistant	00302163602	<input checked="" type="checkbox"/>	N	<input checked="" type="checkbox"/>	N	
14	JEROME B. TABONDA	47	M F	UNIDO/AIEC-ILAW	Project Staff/Comm/Int	09206997000	<input checked="" type="checkbox"/>	N	<input checked="" type="checkbox"/>	N	
15	NUR-KHIN ITOK		M F	TAWELCO	Meter Reader/Guide	09509771661	<input checked="" type="checkbox"/>	N	<input checked="" type="checkbox"/>	N	
16			M F				Y	N	Y	N	
17			M F				Y	N	Y	N	
18			M F				Y	N	Y	N	



**UNITED NATIONS INDUSTRIAL DEVELOPMENT ORGANIZATION**  
**PROJECT TITLE: Harnessing the Water-Energy-Food Nexus to Address and Adapt to Climate Change Impacts in Tawi-Tawi, Philippines**

**ATTENDANCE SHEET**

ACTIVITY NAME: FOCUS GROUP DISCUSSIONS (FGDs) & KEY INFORMANT INTERVIEWS (KIIs)

VENUE: JIBUTU, TAWI-TAWI

DATE: Dec. 12, 2022

	FULL NAME (Last Name, First Name, Middle Initial)	AGE	SEX	AFFILIATION/OFFICE/ SECTOR/BARANGAY	DESIGNATION/POSITION	CONTACT NO.	Agree for my personal data to be used for official PROJECT purpose only		Agree to take my photo, video, and audio recording for PROJECT public release		SIGNATURE
1	TABORDA, EVELYN		M	UNIDO/AIEC-ILAW	Project Lead	091687588168	<input checked="" type="checkbox"/>	N	<input checked="" type="checkbox"/>	N	
2	TABORDA, JEROME		M	UNIDO/AIEC-ILAW	Project Staff	09206997606	<input checked="" type="checkbox"/>	N	<input checked="" type="checkbox"/>	N	
3	VUENTE, ARSEN	29	M	UNIDO/AIEC-ILAW	Project Staff	09771447001	<input checked="" type="checkbox"/>	N	<input checked="" type="checkbox"/>	N	
4	ADAM, KHALID	43	M	MSU-TCTD	Lead Enumerator/Guide	09302167602	<input checked="" type="checkbox"/>	N	<input checked="" type="checkbox"/>	N	
5	Al-Fauad B. Joe	21	M	BRGY. TALISAY	Brother of kag	0926423529	<input checked="" type="checkbox"/>	N	<input checked="" type="checkbox"/>	N	
6	Selma B. Joe	66	M	BRGY. TALISAY	Kagawad		<input checked="" type="checkbox"/>	N	<input checked="" type="checkbox"/>	N	
7	MOHAMMAD NUR KINA	47	M	BRGY. AMBUTONG	Secretary	09974027529	<input checked="" type="checkbox"/>	N	<input checked="" type="checkbox"/>	N	
8	Marites H Sapal	42	M	BRGY. AMBUTONG	Kagawad		<input checked="" type="checkbox"/>	N	<input checked="" type="checkbox"/>	N	
9	Amile T. Selgundin	58	M	BRGY. Ambutong	Kagawad	09069633278	<input checked="" type="checkbox"/>	N	<input checked="" type="checkbox"/>	N	
10	CACBI I NAM	70	M	BRGY. AMBUTONG	Chairman	09533947883	<input checked="" type="checkbox"/>	N	<input checked="" type="checkbox"/>	N	
11	MAR-MAR J. PATA		M	BRGY. HSI. BIDIN	CHAIRMAN	09166474900	<input checked="" type="checkbox"/>	N	<input checked="" type="checkbox"/>	N	
12	MISKIFA S. SANI		M	BRGY. AMILHAMJA	SECRETARY	09152903640	<input checked="" type="checkbox"/>	N	<input checked="" type="checkbox"/>	N	
13	SURIONA AKBAS		M	BRGY. AMILHAMJA	TREASURER	9201798682	<input checked="" type="checkbox"/>	N	<input checked="" type="checkbox"/>	N	
14	HASHIM AKBAIN		M	BRGY. AMILHAMJA	KAGAWAD		<input checked="" type="checkbox"/>	N	<input checked="" type="checkbox"/>	N	
15	ABDULLA BUANDING		M	BRGY. AMILHAMJA	KAGAWAD		<input checked="" type="checkbox"/>	N	<input checked="" type="checkbox"/>	N	
16	RASUL A. USAP	52	M	BRGY. HSI. TANA	CHAIRMAN	09485994022	<input checked="" type="checkbox"/>	N	<input checked="" type="checkbox"/>	N	
17	SABRIE J. JOWAK	47	M	BRGY. MAM HSI. MOHAMMAD	CHAIRMAN	09653185320	<input checked="" type="checkbox"/>	N	<input checked="" type="checkbox"/>	N	
18			M				<input checked="" type="checkbox"/>	N	<input checked="" type="checkbox"/>	N	



**UNITED NATIONS INDUSTRIAL DEVELOPMENT ORGANIZATION**  
**PROJECT TITLE: Harnessing the Water-Energy-Food Nexus to Address and Adapt to Climate Change Impacts in Tawi-Tawi, Philippines**

**ATTENDANCE SHEET**

ACTIVITY NAME: MEETING WITH SIBUTU MLGU -

VENUE: SIBUTU, TAWI-TAWI

DATE: DECEMBER 12, 2022

	FULL NAME (Last Name, First Name, Middle Initial)	AGE	SEX	AFFILIATION/OFFICE/ SECTOR/BARANGAY	DESIGNATION/POSITION	CONTACT NO.	Agree for my personal data to be used for official PROJECT purpose only		Agree to take my photo, video, and audio recording for PROJECT public release		SIGNATURE
1	TABOADA, EVELYN		M F	UNIDO/AIEC-ILAW	PROJECT LEAD	09687588668	<input checked="" type="radio"/>	N	<input checked="" type="radio"/>	N	
2	TABOADA, JEROME		M F	UNIDO/AIEC-ILAW	PROJECT STAFF	09206997606	<input checked="" type="radio"/>	N	<input checked="" type="radio"/>	N	
3	VALLENTE, ARBEN		M F	UNIDO/AIEC-ILAW	PROJECT STAFF	09771440307	<input checked="" type="radio"/>	N	<input checked="" type="radio"/>	N	
4	MCH. NDE A. SANIPA		M F	SIBUTU - LOCAL GOVERNMENT UNIT	LEDIPO/Secretary	09482158224	<input checked="" type="radio"/>	N	<input checked="" type="radio"/>	N	
5	ALVENZOR B. NAMI	45	M F	LGU - SIBUTU	MPDC	09303001404	<input checked="" type="radio"/>	N	<input checked="" type="radio"/>	N	
6	NUR- FITRA P. AHATA		M F	LGU - SIBUTU	MAYOR	09985437901	<input checked="" type="radio"/>	N	<input checked="" type="radio"/>	N	
7			M F				<input type="radio"/>	N	<input type="radio"/>	N	
8			M F				<input type="radio"/>	N	<input type="radio"/>	N	
9			M F				<input type="radio"/>	N	<input type="radio"/>	N	
10			M F				<input type="radio"/>	N	<input type="radio"/>	N	
			M F				<input type="radio"/>	N	<input type="radio"/>	N	
			M F				<input type="radio"/>	N	<input type="radio"/>	N	
			M F				<input type="radio"/>	N	<input type="radio"/>	N	
			M F				<input type="radio"/>	N	<input type="radio"/>	N	
			M F				<input type="radio"/>	N	<input type="radio"/>	N	
			M F				<input type="radio"/>	N	<input type="radio"/>	N	
			M F				<input type="radio"/>	N	<input type="radio"/>	N	
			M F				<input type="radio"/>	N	<input type="radio"/>	N	
			M F				<input type="radio"/>	N	<input type="radio"/>	N	
			M F				<input type="radio"/>	N	<input type="radio"/>	N	



**UNITED NATIONS INDUSTRIAL DEVELOPMENT ORGANIZATION**  
**PROJECT TITLE: Harnessing the Water-Energy-Food Nexus to Address and Adapt to Climate Change Impacts in Tawi-Tawi, Philippines**

**ATTENDANCE SHEET**

ACTIVITY NAME: MEETING w/ CENRO DIST. 1

VENUE: MENRE, BONGAO, TAWI-TAWI

DATE: 12/15/2022

	FULL NAME (Last Name, First Name, Middle Initial)	AGE	SEX	AFFILIATION/OFFICE/ SECTOR/BARANGAY	DESIGNATION/POSITION	CONTACT NO.	Agree for my personal data to be used for official PROJECT purpose only		Agree to take my photo, video, and audio recording for PROJECT public release		SIGNATURE
1	Taboada, Evelyn		M F	UNIDO/AIEC-ILAW	PROJECT LEAD	09687584668	<input checked="" type="checkbox"/>	N	<input checked="" type="checkbox"/>	N	
2	Taboada, Jerome		M F	UNIDO/AIEC-ILAW	PROJECT STAFF	09206997606	<input checked="" type="checkbox"/>	N	<input checked="" type="checkbox"/>	N	
3	Vallente, Arben	29	M F	UNIDO/AIEC-ILAW	PROJECT STAFF	0977-44-001	<input checked="" type="checkbox"/>	N	<input checked="" type="checkbox"/>	N	
4	Adam, Khalid	43	M F	MSU-TTO	LEAD ENUMERATOR/CUMRE	09532163682	<input checked="" type="checkbox"/>	N	<input checked="" type="checkbox"/>	N	
5	Jasli pansali	48	M F	MENRE	FORSTER II	09672467469	<input checked="" type="checkbox"/>	N	Y	<input checked="" type="checkbox"/>	
6			M F				Y	N	Y	N	
			M F				Y	N	Y	N	
			M F				Y	N	Y	N	
			M F				Y	N	Y	N	
			M F				Y	N	Y	N	
			M F				Y	N	Y	N	
			M F				Y	N	Y	N	
			M F				Y	N	Y	N	
			M F				Y	N	Y	N	
			M F				Y	N	Y	N	
			M F				Y	N	Y	N	
			M F				Y	N	Y	N	
			M F				Y	N	Y	N	
			M F				Y	N	Y	N	
			M F				Y	N	Y	N	

# Annex D. Attendance Sheets for the Consultation Meetings in Sitangkai Island

## UNITED NATIONS INDUSTRIAL DEVELOPMENT ORGANIZATION

PROJECT TITLE: Harnessing the Water-Energy-Food Nexus to Address and Adapt to Climate Change Impacts in Tawi-Tawi, Philippines

### ATTENDANCE SHEET

ACTIVITY NAME: FOCUS GROUP DISCUSSIONS (FGDs) & KEY INFORMANT INTERVIEWS (KIIs)

VENUE: VITANGKAI, TAWI-TAWI

DATE: Dec 9, 2022 - Dec 10, 2022

	FULL NAME (Last Name, First Name, Middle Initial)	AGE	SEX	AFFILIATION/OFFICE/ SECTOR/BARANGAY	DESIGNATION/POSITION	CONTACT NO.	Agree for my personal data to be used for official PROJECT purpose only		Agree to take my photo, video, and audio recording for PROJECT public release		SIGNATURE
1	TABOADA, EVELYN B.		M	UNIDO/AIEC-ILAW	Project Lead/Consultant	091687558668	<input checked="" type="checkbox"/>	N	<input checked="" type="checkbox"/>	N	
2	TABOADA, JEROME		M	UNIDO/AIEC-ILAW	Project Staff/Consultant	091206997606	<input checked="" type="checkbox"/>	N	<input checked="" type="checkbox"/>	N	
3	VALLENTE, ARBEN S.	29	M	UNIDO/AIEC-ILAW	Project Staff/Consultant	091771440201	<input checked="" type="checkbox"/>	N	<input checked="" type="checkbox"/>	N	
4	VILLANUEVA, RIO		M	ILAW	Project Coordinator	09685862620	<input checked="" type="checkbox"/>	N	<input checked="" type="checkbox"/>	N	
5	BAYDOK S. NUR	71	M	Brgy. Tongmaging	Brigadier General		<input checked="" type="checkbox"/>	N	<input checked="" type="checkbox"/>	N	
6	GUIRITAN, ELMIL	71	M	Brgy. Tongmaging	Brigadier General	09059181382	<input checked="" type="checkbox"/>	N	<input checked="" type="checkbox"/>	N	
7	IMBARRA, J. RICHARD	70	M	Brgy. Tongmaging	Brigadier General	09058742058	<input checked="" type="checkbox"/>	N	<input checked="" type="checkbox"/>	N	
8	MOH. TARIK M. YUSOF	58	M	Brgy. Ambulong Sopal	Community Guide	0981-477-8265	<input checked="" type="checkbox"/>	N	<input checked="" type="checkbox"/>	N	
9	KHAYUD D. BASHA	43	M	Brgy. TOTO	Lead Enumerator	09130163602	<input checked="" type="checkbox"/>	N	<input checked="" type="checkbox"/>	N	
10	Isidoro G. Basmara	34	M	Brgy. Tongmaging	Brig. Instructor	09051712884	<input checked="" type="checkbox"/>	N	<input checked="" type="checkbox"/>	N	
11	Eddio G. Jula	30	M	Brgy. Tongmaging	Brig. Instructor	09355223555	<input checked="" type="checkbox"/>	N	<input checked="" type="checkbox"/>	N	
12	RODRIGUEZ K. AHAYA	45	M	Brgy. Sitangkai Poblacion	ABC-President	09177915496	<input checked="" type="checkbox"/>	N	<input checked="" type="checkbox"/>	N	
13	KOMAEI A. HABATON	64	M	Brgy. Sitangkai, T-T	IP-President	09062030658	<input checked="" type="checkbox"/>	N	<input checked="" type="checkbox"/>	N	
14	HASID N. SANIMAH		M	Brgy. Tongmaging	Brig. Instructor	09537799167	<input checked="" type="checkbox"/>	N	<input checked="" type="checkbox"/>	N	
15	MARVIN J. ILAMIN		M	Brgy. Tongmaging	Brig. Instructor	09365108044	<input checked="" type="checkbox"/>	N	<input checked="" type="checkbox"/>	N	
16	IZ HOSIN L. POKHAT		M	Brgy. North Larap	Brig. Captain		<input checked="" type="checkbox"/>	N	<input checked="" type="checkbox"/>	N	
17	AL-MADZHU U. KARUN		M	Brgy. South Larap	Brig. Instructor	09358020068	<input checked="" type="checkbox"/>	N	<input checked="" type="checkbox"/>	N	
18	YACOB S. KARUN		M	Brgy. South Larap	Brig. Instructor	09102473311	<input checked="" type="checkbox"/>	N	<input checked="" type="checkbox"/>	N	

19.



The attached attendance sheets below is from the Liga ng mga Barangay- Sitangkai Chapter



## LIGA NG MGA BARANGAY – SITANGKAI CHAPTER

"THANKSGIVING PARTY" YEAR END PARTY 2022

December 10, 2022 1:00 to 5:30PM & 7:30 to 10:00PM @ Hji Ahaja Canon Sports Complex

### ATTENDANCE SHEET



BARANGAY SITANGKAI POBLACION	CONTACT NUMBER	TIME	SIGNATURE
Punong Barangay : Hon. HJA. ROWENA KONG AHAJA			
Brgy. Secretary : Mr. MATTHEW ALBERT L. KONG JR.			
Brgy. Treasurer : Mr. RAM ROBERT B. SANA			
Kagawad 1 : Hon. MUBARIK A. SUBUHON			
Kagawad 2 : Hon. ABDURAHMAN LADJA	09278557034	1:20	
Kagawad 3 : Hon. AL-SHAIMA H. PALAHUDDIN		1:30	
Kagawad 4 : Hon. MUNDING Y. IBBIH	09350488365	12:30	
Kagawad 5 : Hon. BEN J. ANGLI		1:00	
Kagawad 6 : Hon. HJA. ANNA LIGAYA			
Kagawad 7 : Hon. NURSILYN A. HAIBIT	09530740907	1:20	
BARANGAY PANGLIMA ALARI	CONTACT NUMBER	TIME	SIGNATURE
Punong Barangay : Hon. JULWAHID U. NAWANG	09356865788		
Brgy. Secretary : Mrs. ANANG A. AMING	0916031700		
Brgy. Treasurer : Mrs. ELMINA S. KARAH	0975161691687		
Kagawad 1 : Hon. SABER SUHAILI	09355610868		
Kagawad 2 : Hon. MHEDZFAR ASAD			
Kagawad 3 : Hon. ELDANG BASA	09161369461		
Kagawad 4 : Hon. NURSIBA ABDULA	09056929090		
Kagawad 5 : Hon. HARBI SAHIBIL			
Kagawad 6 : Hon. SHEREN ANGKAYA	09077068470		
Kagawad 7 : Hon. ENNIE TAWASIL			

LIGA NG MGA BARANGAY | ATTENDANCE SHEET



## LIGA NG MGA BARANGAY – SITANGKAI CHAPTER

"THANKSGIVING PARTY" YEAR END PARTY 2022

December 10, 2022 1:00 to 5:30PM & 7:30 to 10:00PM @ Hji Ahaja Canon Sports Complex



### ATTENDANCE SHEET

#### BARANGAY DATU BASIJUNGA PUTIH

	CONTACT NUMBER	TIME	SIGNATURE
Punong Barangay : Hon. PUTLIH RASAM A. AWADI	0995726210	12:45	<i>Putli</i>
Brgy. Secretary : Mrs. DINHUA T. PAJJI	09574420573	1:45	<i>DP</i>
Brgy. Treasurer : Mrs. FERRY-GALE P. SOLIS	0906409108	1:30	<i>Ferry-Gale</i>
Kagawad 1 : Hon. HJA. WILMA K. AHJA	09362302103	12:00	<i>Hja Wilma K. Ahja</i>
Kagawad 2 : Hon. ELEANOR R. KINGKING	09979757294	12:30	<i>Eleanor R. Kingking</i>
Kagawad 3 : Hon. RENZIE T. LU	09657045213	12:00	<i>Renzie</i>
Kagawad 4 : Hon. KALSUM A. KALBI	09358261848	12:00	<i>Kalbi</i>
Kagawad 5 : Hon. SAMORATA M. DAGGONG	09554292906	12:30	<i>Samorata</i>
Kagawad 6 : Hon. HJI. BAING T. ABUBAKAR	0965826039	12:35	<i>Baing</i>
Kagawad 7 : Hon. SHERHA S. MANGSAN	0973083897	12:30	<i>Sherha</i>

#### BARANGAY IMAM SAPIE

	CONTACT NUMBER	TIME	SIGNATURE
Punong Barangay : Hon. HJA. INTAN M. WERBLE	09066288210	12:30	<i>Intan</i>
Brgy. Secretary : Mrs. SORAYA S. ABDURAJAK	0953148883	12:30	<i>Soraya</i>
Brgy. Treasurer : Mr. ABDURAUUF MALABONG	09559269375	12:30	<i>Abdurauuf</i>
Kagawad 1 : Hon. LADJURI D. JABARAL	09350986271	12:30	<i>Ladjuri</i>
Kagawad 2 : Hon. ALALMAKSUN L. SUBAANI			
Kagawad 3 : Hon. NADJIPHA M. ISMAEL	09364263593	12:30	<i>Nadjipha</i>
Kagawad 4 : Hon. KULSUM BOYOK	0953148883	12:30	<i>Kulsum</i>
Kagawad 5 : Hon. JUBAIDA ABBAS		12:30	<i>Jubaida</i>
Kagawad 6 : Hon. JASNI K. YUSOPH	09414205552	12:30	<i>Jasni</i>
Kagawad 7 : Hon. ZENAIDA BUMPIN		12:30	<i>Zenaida</i>





## LIGA NG MGA BARANGAY – SITANGKAI CHAPTER

"THANKSGIVING PARTY" YEAR END PARTY 2022

December 10, 2022 1:00 to 5:30PM & 7:30 to 10:00PM @ Hji Ahaja Canon Sports Complex



### ATTENDANCE SHEET

#### BARANGAY SOUTH LARAP

	CONTACT NUMBER	TIME	SIGNATURE
Punong Barangay : Hon. ALKASIR D. SAHIAL	09095580944	1:00 PM	Alkasir Sahial
Brgy. Secretary : HANJI O. BUTUAN			
Brgy. Treasurer : SITTI RAMLA J. MURAH			
Kagawad 1 : Hon. ALMADZNU U. KARUN	09380202068		
Kagawad 2 : Hon. YACOB S. KARUN	09102477311	1:00 PM	
Kagawad 3 : Hon. BENHAR K. HADJAIL	09096149863		
Kagawad 4 : Hon. SAPARI J. IBA	09473249653		
Kagawad 5 : Hon. HIYA A. YUSOP			
Kagawad 6 : Hon. TON S. ALLING	090744834834		
Kagawad 7 : Hon. RIDA B. ASSAN	RIDA		RIDA

#### BARANGAY SIPANGKOT

	CONTACT NUMBER	TIME	SIGNATURE
Punong Barangay : Hon. ARAFAT JUAINI	09658305917		
Brgy. Secretary : Mr. IBRAHIM DUGASAN	09300627848	1:00 PM	
Brgy. Treasurer : ELMAN SALAHI	0970503356204	1:00 PM	
Kagawad 1 : Hon. ALKAMSAR D. BALADJI			
Kagawad 2 : Hon. SABBULA BANDAHALA			
Kagawad 3 : Hon. TAN SIRAJAN	09659920817		
Kagawad 4 : Hon. DUGASAN ABDURAHIM			
Kagawad 5 : Hon. KASDIARUL JURKANAIN			
Kagawad 6 : Hon. JIM DAPLINAN	09700840211		
Kagawad 7 : Hon. ELISHA SARIHUL			



## LIGA NG MGA BARANGAY – SITANGKAI CHAPTER

"THANKSGIVING PARTY" YEAR END PARTY 2022

December 10, 2022 1:00 to 5:30PM & 7:30 to 10:00PM @ Hji Ahaja Canon Sports Complex



### ATTENDANCE SHEET

#### BARANGAY TONGGUSUNG

	CONTACT NUMBER	TIME	SIGNATURE
Punong Barangay : Hon. HJI. RUDY D. MADAMIN			
Brgy. Secretary : Mr. FAISAL T. HAMSAN			
Brgy. Treasurer : Mr. ALRASDIE I. AKMAD			
Kagawad 1 : Hon. RASID M. SAMMAH			
Kagawad 2 : Hon. ALLING B. HABIBON			
Kagawad 3 : Hon. KAMLUN J. MUTALIB			
Kagawad 4 : Hon. CHERELYN T. HUSSIN			
Kagawad 5 : Hon. MARVIN J. ILAHAN			
Kagawad 6 : Hon. ALVIN S. JULAID			
Kagawad 7 : Hon. JACKIA B. NULI			

#### BARANGAY TONGMAGENG

	CONTACT NUMBER	TIME	SIGNATURE
Punong Barangay : Hon. SAMILEE KONG PIANAH			
Brgy. Secretary : Mr. SUDERMAN G. BANNANG	09037712884		
Brgy. Treasurer : JAWARI P. ANNAO			
Kagawad 1 : Hon. AIMOY P. ILAHAN	0975825843		
Kagawad 2 : Hon. NUR BUYOK			
Kagawad 3 : Hon. EDDIE JULA			
Kagawad 4 : Hon. ATIKA MALIK	09651073140		
Kagawad 5 : Hon. IMBRAN ANNAO	09055742058		
Kagawad 6 : Hon. ABUNAWAS UYONG			
Kagawad 7 : Hon. ELMER GUIRITAN			

LIGA NG MGA BARANGAY | ATTENDANCE SHEET





## LIGA NG MGA BARANGAY – SITANGKAI CHAPTER

"THANKSGIVING PARTY" YEAR END PARTY 2022

December 10, 2022 1:00 to 5:30PM & 7:30 to 10:00PM @ Hji Ahaja Canon Sports Complex



### ATTENDANCE SHEET

#### BARANGAY NORTH LARAP

	CONTACT NUMBER	TIME	SIGNATURE
Punong Barangay : Hon. HASHIM PALMATA			<i>Hashim Palmata</i>
Brgy. Secretary : Mr. SADIKUL BANDAHALA			
Brgy. Treasurer : Mr. RASHIDIN J. MAING			
Kagawad 1 : Hon. RAJIS KADIL			
Kagawad 2 : Hon. TADING PALMATA			
Kagawad 3 : Hon. DESDIMONA J. ASMUN			
Kagawad 4 : Hon. SAMSUDDIN S. ABDULCAWI			<i>Samsuddin S. Abdulcawi</i>
Kagawad 5 : Hon. ALNOHMIN D. PANDAOG			
Kagawad 6 : Hon. MUSA M. SAYRINE			
Kagawad 7 : Hon. MUKRIE D. MUKSIN			

#### SANGGUNIANG KABATAAN

	CONTACT NUMBER	TIME	SIGNATURE
SK Chair Poblacion : Hon. JOANNE-MAE S. PALAHUDDIN			
SK Chair Panglima Alari : Hon. ALFADZRIE MUKSAN			<i>Alfadzrie Muxsan</i>
SK Chair Datu Putih : Hon. MARKHAIMER K. ASJAD			
SK Chair Imam Saple : Hon. ONIZPA J. OMAR			
SK Chair South Larap : Hon. RFZIANE E. MOYON			
SK Chair Sipangkot : Hon. ALFADZRIE SALAHI	09356830864		<i>Alfadzrie Salahi</i>
SK Chair Tonggusong : Hon. NURHALIZ B. NULI			
SK Chair Tongmageng : Hon. AILYN EJIN			
SK Chair North larap : Hon. SOPIA h. MUHAMAD			







## LIGA NG MGA BARANGAY – SITANGKAI CHAPTER

"THANKSGIVING PARTY" YEAR END PARTY 2022

December 10, 2022 1:00 to 5:30PM & 7:30 to 10:00PM @ Hji Ahaja Canon Sports Complex



### ATTENDANCE SHEET

NAME	CONTACT NUMBER	TIME	SIGNATURE
Jerry A. Muslimin	09651073144	12:30 PM	
ELWITA G. ABDUL	09069081123	12:30	
Madona A. H. Sabni	09501991056		
Nurhidja O. Alcati	090858812656		
Sharifa A. Mapula	09777763398	12:30pm	
Rowena P. Ahmad Bpat Tunggang	09778860368		
Russler Palandimo Bpat II	09677212871		
ADZAIL LAUTIN Bpat Tunggang	09757366073	12:30PM	
AL ETIN			AL
Suaniti S. Sapat Bpat	09754578290		SUAIRI
Xilyn Wagner SK Tunggang Bpat	09653188032		
VINCENT ANTONIO Bpat T.			Bong
MADNAIL TUNGANG Bpat T.			ADZAIL
RUTIL ALH Bpat T.			RUTIL
JUMPAEL MANDAY Bpat T.			JUMPAEL
XIDIL LATA			XIDIL
Markhainur K. Asyad SK chairman Davao			
Shermalyn W. Daniel	0965442486	1:30 pm	
XL-Jimhar S. Tampalan			
REXOR M. LANDASAN			Landasan
Nurfaiza A. Hadjumanay			
Asmub W. Skaras	09757631340		Asmub

Jimharika L. T. hiji  
RIZMAR L. MAWALIT

LIGA NG MGA BARANGAY | ATTENDANCE SHEET

RIZMAR





**LIGA NG MGA BARANGAY – SITANGKAI CHAPTER**

**"THANKSGIVING PARTY" YEAR END PARTY 2022**

December 10, 2022 1:00 to 5:30PM & 7:30 to 10:00PM @ Hji Ahaja Canon Sports Complex



## ATTENDANCE SHEET

NAME	CONTACT NUMBER	TIME	SIGNATURE
1. Mindin Lakibul- BPAT (ALARI)		1:00 PM	
2. Julabri Tanasil- BPAT (ALARI)	09066687419-	1:00 PM	
3. Abdulhasan Bantat	0936 433 0921	"	
4. John Rasdim	0955 461 5250	1:00 PM	
5. RASHDI ALBAR (ALARI)	09977093748	1:00 PM	
6. Hussien Paparah		1:00 PM	
7. Jasam Madi	09357177115		
8. Alfie Udid			
9. Alribat Sapi	09354261489	"	
10. MURDASIL BANTAW	0955xxx		

LIGA NG MGA BARANGAY | ATTENDANCE SHEET

## Annex E. Agenda for the face-to-face Consultation Meeting with UNIDO, MinDa, and BARMM Officials



### HARNESSING THE WATER-ENERGY-FOOD NEXUS TO ADDRESS AND ADAPT TO CLIMATE CHANGE IMPACTS IN TAWI-TAWI

Adaptation Fund Project Consultation

February 17, 2023 01:00 PM

#### MEETING AGENDA

##### OPENING REMARKS

ASEC. ROMEO M. MONTENEGRO  
Deputy Executive Director  
MinDA

##### PRESENTATIONS

- Project Brief
- Project Components
- Project Design
- Environment and Social Impact Assessment

UNIDO  
UNIDO  
DR. EVELYN TABOADA, Consultant  
DR. EVELYN TABOADA, Consultant

##### Discussion

##### Way Forward

UNIDO



United Nations Industrial Development Organization

**PROPOSED PROJECT**

HARNESSING THE WATER-ENERGY-FOOD NEXUS TO ADDRESS AND ADAPT TO  
CLIMATE CHANGE IMPACTS IN TAWI-TAWI, PHILIPPINES  
(UNIDO SAP ID 210194)

**Environmental and Social Impact Assessment (ESIA) Studies**

**E.B. Taboada, A.S. Vallente, J.B. Taboada, M.K.O. Palar, J.A. Jaque, D.T. Jaque, and J.M.U. Lim**  
*ESIA Study Team*

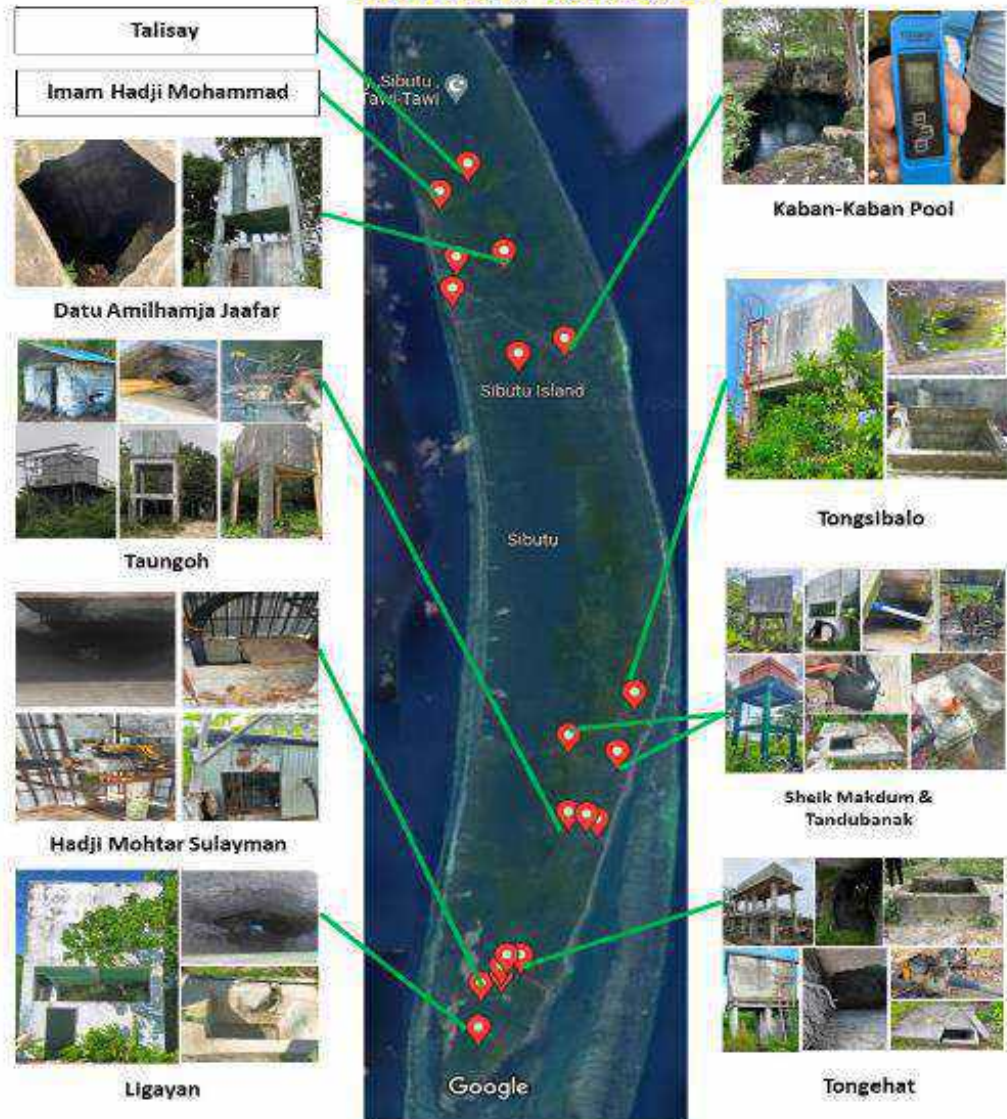
***Consultation Meeting with BARMM, MinDA, UNIDO***  
*February 13, 2023*  
*Davao City*



# Sibutu & Sitangkai Islands

- **Development and Rehabilitation of Physical Infrastructure:**
  - Water Treatment
    - a. Filtration
    - b. Disinfection by automated chlorination
    - c. Desalination
  - Water Distribution
    - a. Level II
    - b. Level III
  - Solar-powered systems
  - Sanitation system demos
  - Rainwater harvesting systems
- **Institutional Strengthening:**
  - Establish Water Service Provider (Water District)
  - Awareness and educational programs on sanitation and waste management
  - Knowledge management & sharing


## SIBUTU ISLAND



## Rainwater Harvesting in Sibutu & Sitangkai Islands

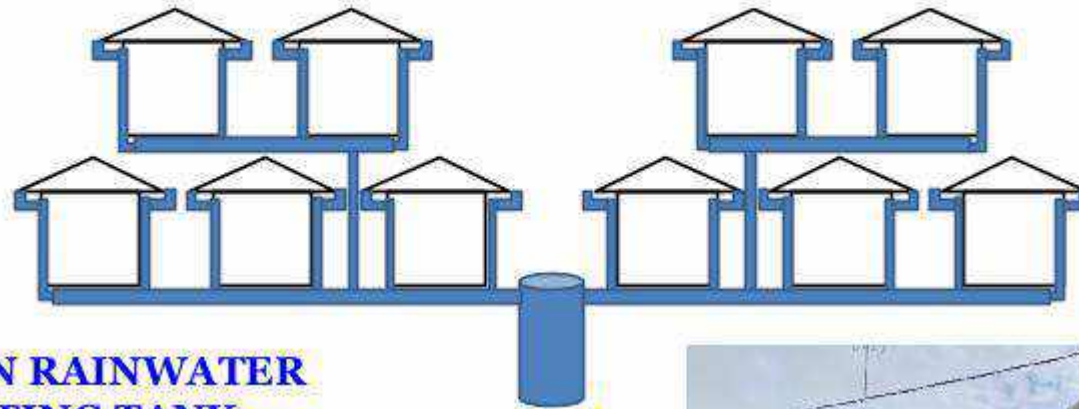
Climate Type

- Type I
- Type II
- Type III
- Type IV





## Communal Rainwater Harvesting Systems



### COMMON RAINWATER HARVESTING TANK:

- Cluster of households within 20-30 meter radius
- 8-10 houses per cluster
- Average of 1,200 sqm of roof area
- Average of 15 cu.m rainwater harvested per cluster
- Average of 2 days supply per communal rainwater harvesting tank





## Communal Rainwater Harvesting Systems



**Rainwater  
Harvesting  
Clusters along the  
coastline.**



**Rainwater  
Harvesting  
Clusters in a  
network of canals  
and bridges.**



## Improving Sanitation Systems



BARANGAYS	MUNICIPALITY	CATEGORY
Ambulong Sapal, Datu Amilhamja Jaafar, Hadji Mohtar Sulayman, Hadji Imam Bidin, Hadji Taha Imam Hadji Mohammad, Nunukan Sheik Makdum, Sibutu Poblacion, Talisay, Tandu Banak, Taungoh, Tongehat, Tongsibalo, and Ungus-ungus	SIBUTU	CATEGORY 1 (Comb-like network along coastline)
Ligayan (Tandu Owak)	SIBUTU	CATEGORY 2 (Web Network)
North Larap, South Larap, Tongmageng, and Tongusong	SITANGKAI	CATEGORY 1
Datu Baguindah Putih, Imam Sapie, Sitangkai Poblacion, Panglima Alari, and Sipangkot	SITANGKAI	CATEGORY 2



## Communal Sanitation Systems



### RECOMMENDATIONS:

- COMMUNAL TOILET
- COMMUNAL SEPTIC TANKS
- Cluster of households within 20-30 meter radius



### Notes:

- With improved water supply
- Community rainwater harvesting systems can augment supply
- Use of available brackish water

## Desalination Facility in Sitangkai Island

**PROJECT:** 1,000 CMD Seawater Reverse Osmosist (SWRO) Desalination Facility with 1 MWp Solar PV Power Plant


**SITE LOCATION:** Barangay Tongmageng, Sitangkai

**SITE COORDINATES:** 4°41'58.8"N 119°23'58.5"E






## Site Development Plan: Desalination Facility



SITE OPTION: 0.8 - 1 ha



Solar PV farm: 0.6 – 0.8 ha



OFFICE-STAFF HOUSE: 50 sqm



UF/RO CONTAINER VAN: 20ft

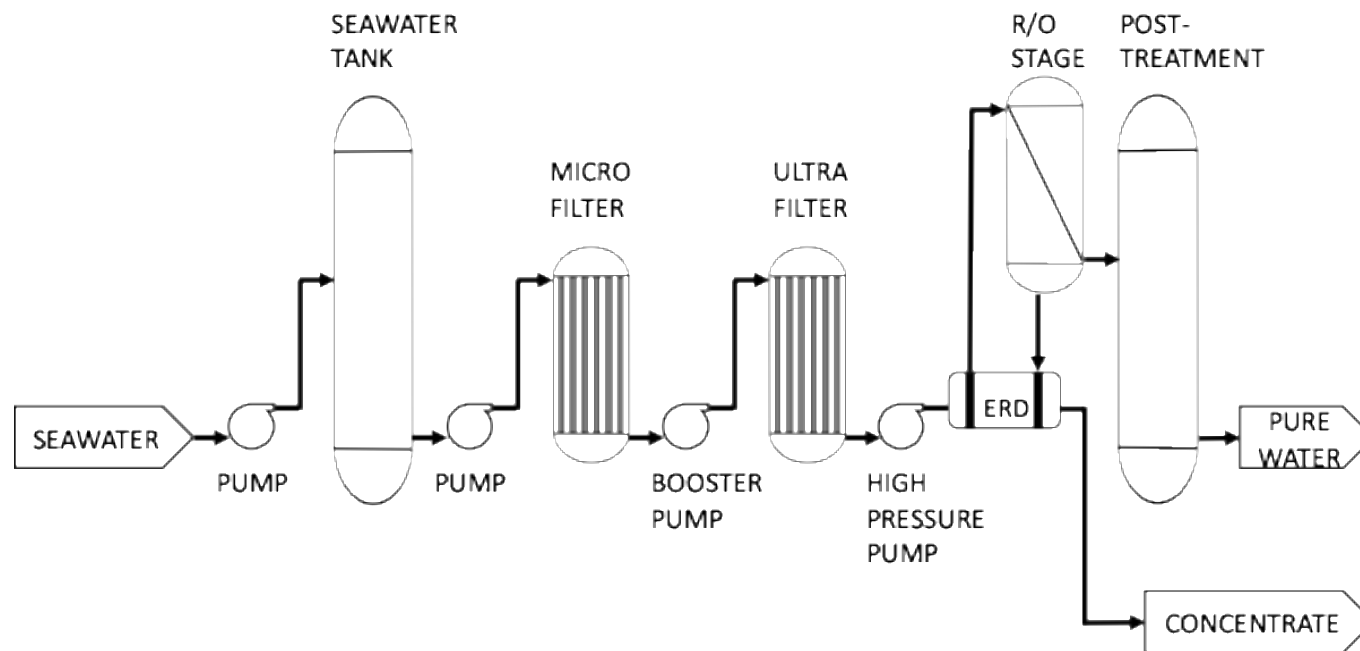


SW/UF/RO TANKS: 6m dia



BESS/Inverter  
CONTAINER VAN: 20ft

## Schematic Diagram of a Desalination Process



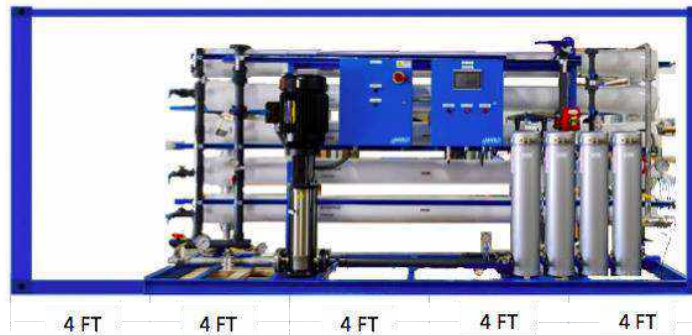


# Modular Desalination Facility

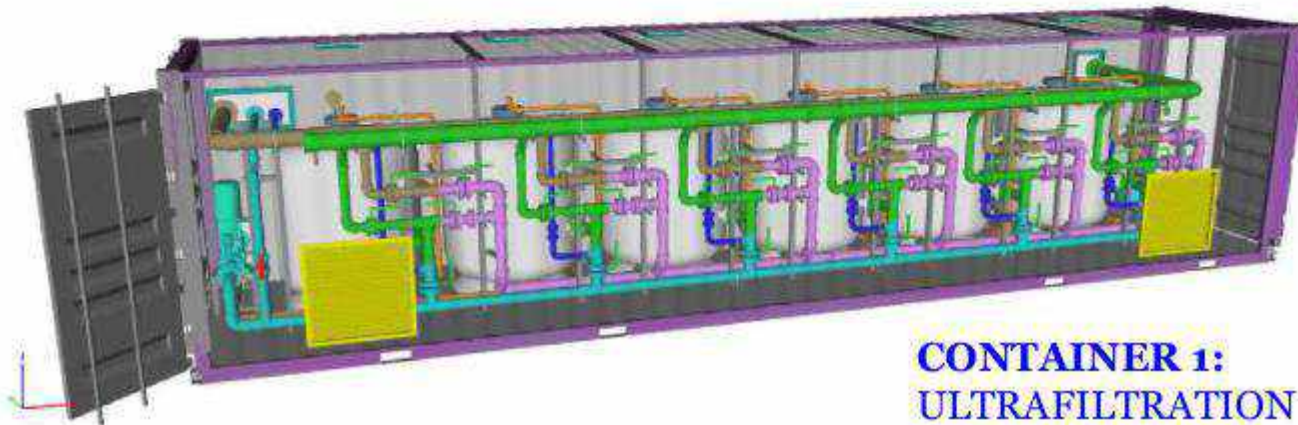
FRONT VIEW



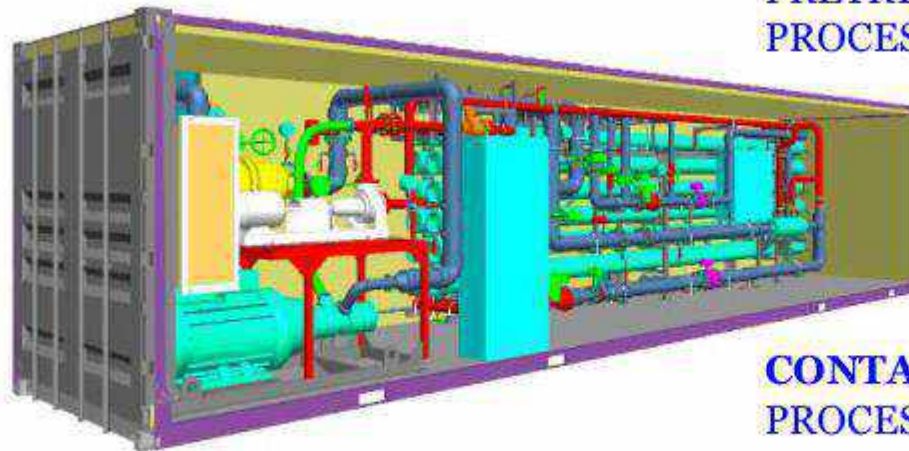
SIDE VIEW



## Containerized Desalination Facility



**CONTAINER 1:**  
ULTRAFILTRATION  
PRETREATMENT  
PROCESS



**CONTAINER 2:** SWRO  
PROCESS

## Skid-mounted SWRO Desalination Facility

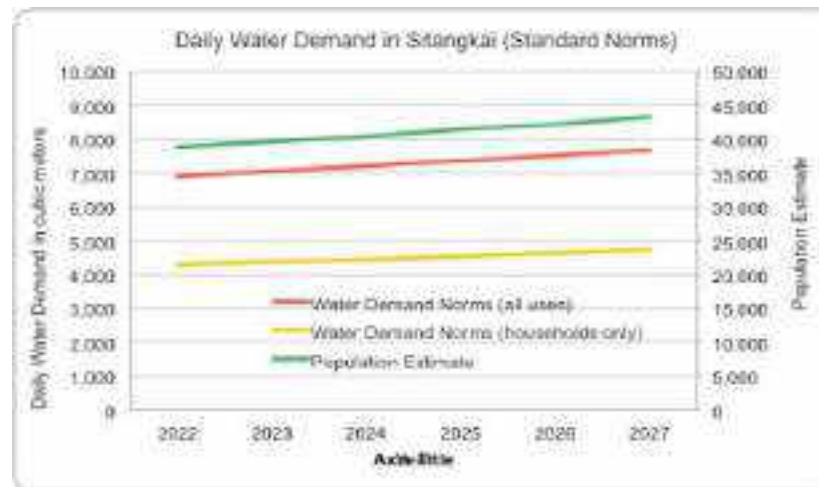
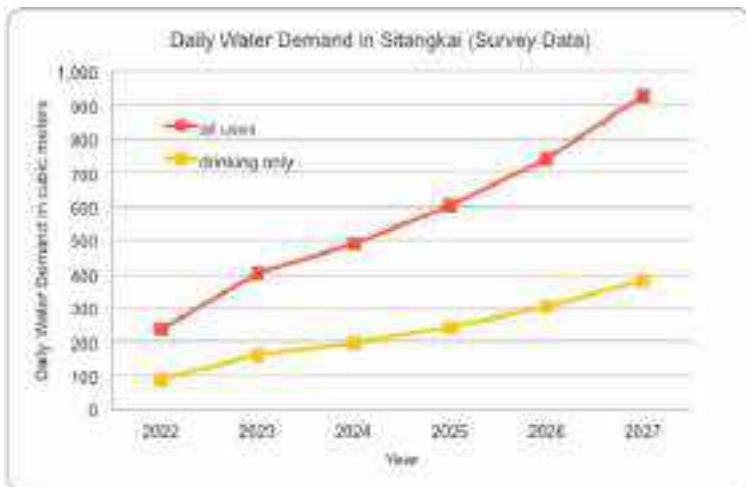


## Water Demand Norms based on Consumer Type

Consumer Category	Water Demand (liters/capita/day)
Households	100-120
Commercial	15-25
Institutional	15-30
Industrial	15-35
Total	<b>145-210</b>



# SITANGKAI Water Supply and Demand



## Current Drinking Water Price:

- P200-450 per 20-L container (purified/tap)
- P 500-1,000 per cbm (tap water)

## Water Demand at 110 l/c/d:

**4,281 CMD** → Level II-III supply and distribution in households

- **Water for other uses:** free, with transport costs
- **Level II** water supply (communal), **brackish, not potable, not within standards**

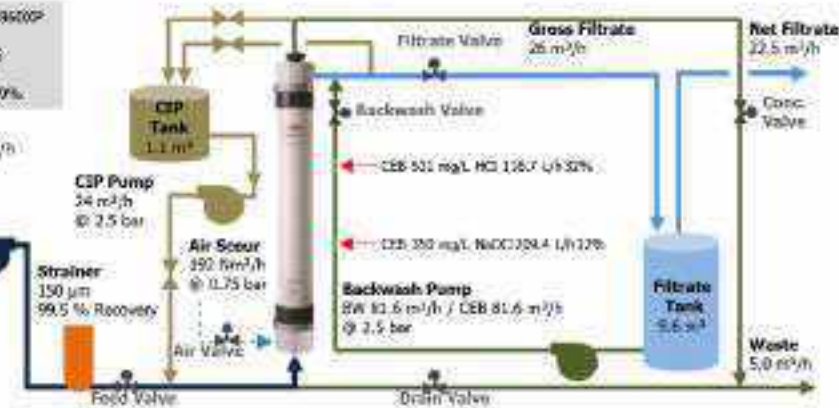
# Simulations using WAVE® Design Software

## UF Summary Report

Module: IntegroFlow SFD-29600P  
 Total UF Trains: 1  
 UF Modules: 1 x 16 = 16  
 Operating Flux: 39 LMH  
 UF System Recovery: 81.0%

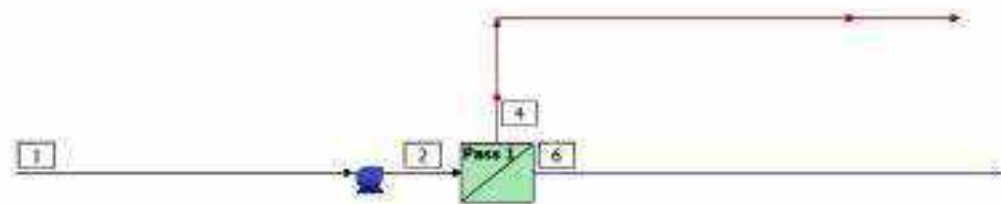
**Feed Water**  
 Average Feed Flow: 27.6 m<sup>3</sup>/h  
 Type: Sea Water  
 TSS: 0.0 mg/L  
 TDC: 0.0 mg/L  
 Turbidity: 0.0 NTU

**Feed Pump**  
 Max 33 m<sup>3</sup>/h  
 @ 3.4 bar



## RO Summary Report

### RO System Flow Diagram



#	Description	Flow (m <sup>3</sup> /h)	TDS (mg/L)	Pressure (bar)
1	Raw Feed to RO System	22.5	32,881	0.0
2	Net Feed to Pass 1	22.5	32,940	43.3
4	Total Concentrate from Pass 1	13.5	54,736	42.2
6	Net Product from RO System	9.00	213.7	0.0



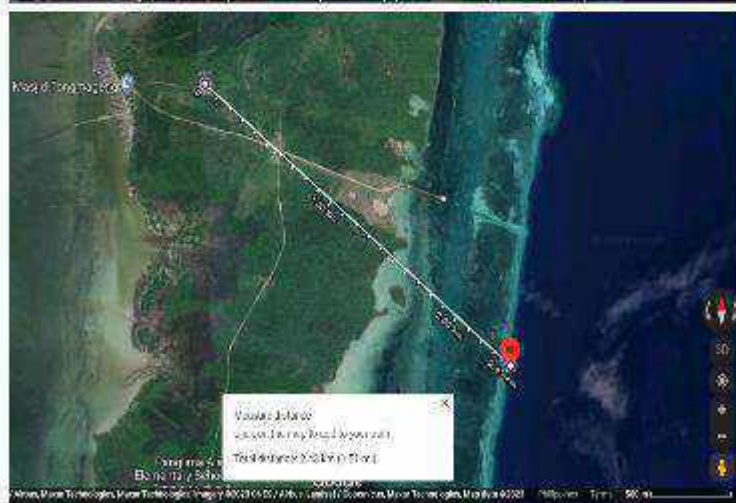
## Desalination (UF/RO) System Design

System		Output Capacity (m <sup>3</sup> /d or CMD)					
		200	500	750	1000	1250	2000
<b>Ultrafiltration (UF) System</b>							
# Trains		1	2	3	4	5	8
# Modules		16	36	54	72	90	144
System Flow Rate	(m <sup>3</sup> /h)	26.5	63.9	97.2	127.9	161.1	157.4
UF System Recovery	(%)	81.9	82.4	82.7	82.4	82.6	82.4
Operating Flux	(LMH)	39	40	41	40	41	40
TMP	(bar)	0.28	0.29	0.3	0.29	0.29	0.29
<b>Reverse Osmosis (RO) System</b>							
Raw Feed to RO	(m <sup>3</sup> /h)	22.5	52.5	79.9	104.9	132.3	209.6
Permeate TDS	(mg/L)	214	184	180.7	183.6	181.9	182.3
Feed Pressure	(bar)	43.3	44.8	44.9	44.8	44.9	46.1
Net Product from RO	(m <sup>3</sup> /h)	9	21	32	42	53	84
RO Recovery	(%)	40	40	40	40	40	40
# Pressure Vessels		3	6	9	12	15	24
# Membranes		18	36	54	72	90	144
Total Active Area	(m <sup>2</sup> )	736	1472	2209	2943	3679	5886
<b>Energy Requirements</b>							
Specific Energy	(kWh/m <sup>3</sup> )	<b>3.77</b>	<b>3.89</b>	<b>3.91</b>	<b>3.89</b>	<b>3.9</b>	<b>4.01</b>
Energy Requirement	(kWh/d)	754	1945	2932.5	3890	4875	8020

## Desalinated Water Cost Estimates

Parameters	Capacity of Desalination Facility	
	500 CMD	1,000 CMD
Equipment costs, PhP	70,000,000	100,000,000
Costs of ancillary equipment including storage tanks, pumps, distribution systems, and others, PhP	7,000,000	10,000,000
Costs of building platform structure and supporting facilities, PhP	5,000,000	5,000,000
Labor, installation, testing, logistics, startup, and other costs, PhP	7,000,000	10,000,000
Total Capital Expenditures	89,000,000	125,000,000
Interest Rate, %	15%	15%
Payback Period, yrs	5	5
Estimated Annual Costs		
Depreciation Costs, PhP/yr	18,608,949.76	26,136,165.39
Electricity costs, PhP/yr	13,961,250.00	27,922,500.00
Labor costs, PhP/yr	3,276,000.00	3,276,000.00
Repairs and maintenance cost, PhP/yr	930,447.49	1,306,808.27
Other costs, PhP/yr	465,223.74	653,404.13
Total Annual Costs	37,241,870.99	59,294,877.79
Water produced, cbm/yr	182,500	365,000
Water Price (excluding taxes), PhP/cbm	<b>204.07</b>	<b>162.45</b>

## Brine Effluent Management Plan



	DISCHARGE DISTANCE FROM SITE (KM)	COORDINATES
1	2.15	4°42'03.8"N 119°25'08.8"E
2	2.15	4°41'39.4"N 119°25'05.9"E
3	2.43	4°41'09.6"N 119°25'00.6"E

# Brine Effluent Management Plan



## DEPENDS ON:

- Physico-chemical properties of brine discharge
- Sensitivity of marine ecosystem

## MITIGATION:


- Dispersion or dissipation of brine to less than 1 PPT over small area (<20 m radius) with small nozzles

## MITIGATING OPTIONS:

1. Distribute the discharge through many ports;
2. Jet or nozzle the brine out.

## Mid- to Long-term Options:

1. Feasibility Study for Brine Reuse and Recycling, e.g. Salt making
2. Pilot Salt making from brine discharge



*Brine being discharged through a Jet*



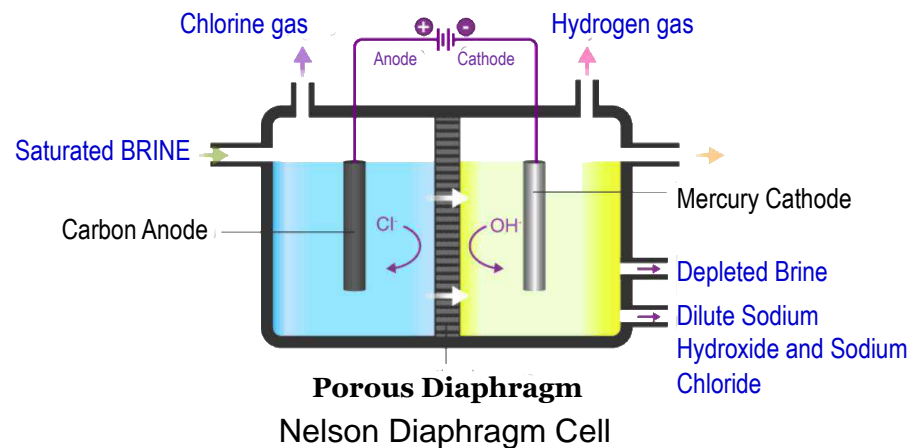
# Brine Effluent Management Plan

## “Apriori” Conduct of Feasibility Study

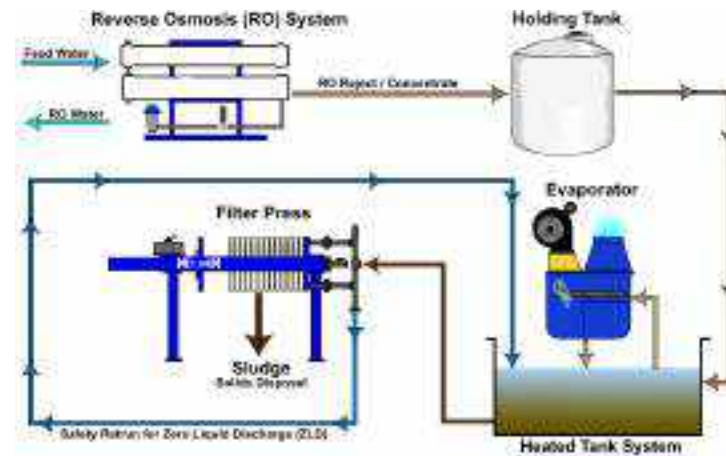
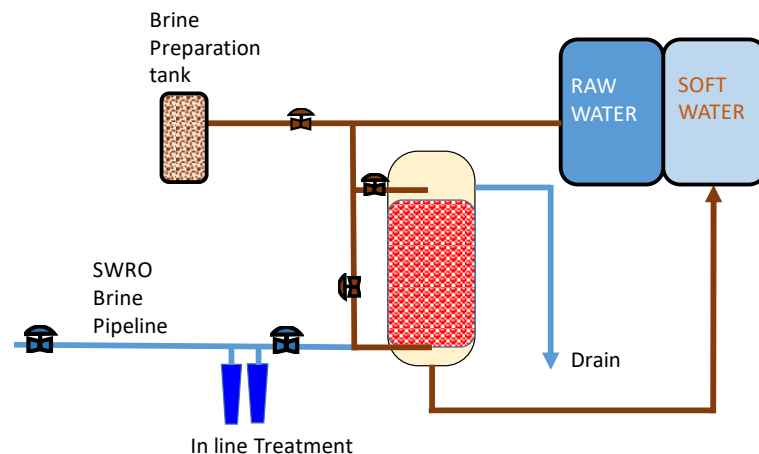
during desalination operation to:

- Determine actual physico-chemical properties of brine effluent especially heavy metal content, presence of toxic substances, composition, etc.
- Appropriate technological process
- Cost-efficiency
- Ease of operation

## ➤ Castner-Kellner Process: Production of Caustic Soda



## ➤ Proposed Regeneration of Resin using SWRO Brine ➤ Zero Liquid Discharge (ZLD) process of making Salt



# Environmental and Social Management Plan (ESMP)

Includes: Mitigation, Monitoring and Management during

- a. Design and pre-construction phase
- b. Construction phase
- c. Post-construction and operation phase



*Coordinates of marine sampling sites for the project's monitoring of seawater for sanitation impact studies in Sibutu Island.*



*Coordinates of marine sampling sites for the project's desalination facility in Barangay Tongmageng and monitoring of seawater for sanitation impact studies in Sitangkai Island.*



## Impact on Seaweed Farming Industry



## CONCLUSIONS

- SIBUTU and SITANGKAI Islands are **in dire need of sustainable water supply** to support the communities and their major livelihood – seaweed farming.
- There is an **urgent need to facilitate the implementation of the Renewable Energy-Water nexus** and sustain it thru **proper governance and management**.

### **Adaptation Fund: Project**

Harnessing the Water-Energy-Food Nexus to Address and Adapt to  
Climate Change Impacts in Tawi-tawi, Philippines  
(UNIDO SAP ID 210194)

- **Development and Rehabilitation of Physical Infrastructure:**
  - + **Water Treatment**
    - a. Filtration
    - b. Disinfection by automated chlorination
    - c. **Desalination** system (Sitangkai)
  - + **Water Supply and Distribution**
    - a. Level II
    - b. Level III
  - + **Solar-powered** systems
  - + **Communal Sanitation system** demos
  - + **Communal Rainwater harvesting** systems
- **Institutional Strengthening:**
  - + Establish **Water Service Provider (Water District)**
  - + Awareness and educational programs on sanitation (WASH) and solid waste management; **water-energy governance**
  - + **Knowledge management & sharing**



United Nations Industrial Development Organization



**PROPOSED PROJECT for ADAPTATION FUND**

**HARNESSING THE WATER-ENERGY-FOOD NEXUS TO ADDRESS AND ADAPT TO  
CLIMATE CHANGE IMPACTS IN TAWI-TAWI, PHILIPPINES  
(UNIDO SAP ID 210194)**

**Environmental and Social Impact Assessment (ESIA) Studies**

**THANK YOU VERY MUCH!**

## Annex G. Photos and Attendance Sheets during the Consultation Meeting with UNIDO, MinDa, and BARMM Officials





**MINDANAO DEVELOPMENT AUTHORITY**

**4th Renewable Energy Technology to Improve the Value Added of Seaweed in Tawi-Tawi (RETS) Project  
Steering Committee Meeting, IPURE Project, and Adaptation Fund Stakeholders Consultation  
February 17, 2023 | Waterfront Insular Hotel, Davao City**

	NAME	ORGANIZATION	GENDER		CONTACT NO.	EMAIL ADDRESS	SIGNATURE
			F	M			
1	Telly Monroy	UNIDU		/	09178011602	T.Monroy@unidu.org	
2	Eda B. Soriano	FKSPS - DENR C.O.	✓		0977-7489842	edsoriano@denr.gov.ph	
3	Douglas Gacasan	RENT, INC.		/		peet.gacas@gmail.com	
4	KAREN VARGAS	RENT, INC.	/		0917-820 3972		
5	ALEX LAZARO	RENT, INC.		/			
6	Angelica Kaje G. Espu	MINDA	/		09674090200	angelicakaje.espu@minda.gov.ph	
7	Gesa Alder B. Pampanga	MINDA	/		0933 359 908	gesa.alder.pampanga@minda.gov.ph	
8	CARLOS J. CEREZA	JMD-V		/	0917 150 4394	carlos.cereza@jmd.gov.ph	
9	Erinly Mercado	EU	✓			erinly.mercado@ceas.unep.eu	
10	Darwin Galang	DOE - MFO		/		dgalang@doe.gov.ph	
11	Niana B. Cabalinan	MINDA - OED	/				
12	Ben Jane Bullock	MINDA - CO	/				



Republic of the Philippines  
Office of the President

## MINDANAO DEVELOPMENT AUTHORITY



**4th Renewable Energy Technology to Improve the Value Added of Seaweed in Tawi-Tawi (RETS) Project  
Steering Committee Meeting, IPURE Project, and Adaptation Fund Stakeholders Consultation  
February 17, 2023 | Waterfront Insular Hotel, Davao City**

	NAME	ORGANIZATION	GENDER		CONTACT NO.	EMAIL ADDRESS	SIGNATURE
			F	M			
13	YENA V. MAGUENTE	DOE - MFO	✓		221- 0772	ymaguente@doe.gov.ph	
14	Martin Delgado	MINDA					
15	MADANIA P. MALANG. ORBEN	MINDA	✓		0917 126 9986	madania.malang@mindagov.ph	
16	SHILA MRE B. ANUSA	MINDA	✓		0948 482 9597	shilamre@mindagov.ph	
17	POJO, REY OLIVER	MINDA		✓	09493937269		
18	ANGCHAY, BENIE BOY	PURD		✓	09108740009		
19	RUEGO, DENNIS	PURD		✓	0916595050		
20	CESAR TRUJANO	PURD			0939938878		
21	NORHANE A. PENOULET	MAFAR - BAHAM	✓		09174181280	penoulet@mafar.gov.ph	
22	BOBY E. DINDO	MAFAR - BAHAM	✓		09974230528	bobydindo@mafar.gov.ph	
23	ROMEO M. MONTENEGRO	MINDA		✓		romeo.montenegro@mindagov.ph	
24	OMAR KHALIL L. LABA	MINDA - BAHAM	✓		0926818550		

10th and 14th Floor, Pryce Building, Pryce Business Park,  
J.P. Laurel Avenue, Bajada, Davao City 8000, Philippines

www.minda.gov.ph  
@MindAGovPH

fb.com/MindAGovPHOfficial  
info@mindagov.ph





**4th Renewable Energy Technology to Improve the Value Added of Seaweed in Tawi-Tawi (RETS) Project  
Steering Committee Meeting, IPURE Project, and Adaptation Fund Stakeholders Consultation  
February 17, 2023 | Waterfront Insular Hotel, Davao City**

	NAME	ORGANIZATION	GENDER		CONTACT NO.	EMAIL ADDRESS	SIGNATURE
			F	M			
25	ARPHIA EBUS	MAFAR- BARMM	/		09177204835	Arphiaebus@gmail.com	91r
26	Evelyn Taboada	-	/		09683588668		get
27	Arben S. Vallente	-		/	09771440301	arbenvalenteii@gmail.com	
28	JEROME B. TABOADA	-		/	09206997606	jeromebtaboada@gmail.com	
29	PAMELA BORLAZA	UNIDO	✓		09177997711		
30	ADRIAN MEL B. DELOLA	DOE -MFO		✓	09165388052	amdelola@doe.gov.ph	
31	INDERAH M. CASAN	MINDA	/		09562345730	inderah.casan@minda.gov.ph	
32	KRISTEL STINE A. ABREGAS	MINDA	/		09062072406	kristelstine.abregas@minda.gov.ph	
33	Donney Tan	MINDA		/	09165208604	donneytan@minda.gov.ph	
34	EDUARDO LONGAKIT	MENRE		/	09959657114	ealong76@gmail.com	
35	ZHRHAIDIN ENGLA	MENRE		/	09670083707	mho_89@yahoo.com	
36	MILAN B. ESPERATO	MINDA		/	09767772021		



Republic of the Philippines  
Office of the President

## MINDANAO DEVELOPMENT AUTHORITY



**4th Renewable Energy Technology to Improve the Value Added of Seaweed in Tawi-Tawi (RETS) Project  
Steering Committee Meeting, IPURE Project, and Adaptation Fund Stakeholders Consultation**  
February 17, 2023 | Waterfront Insular Hotel, Davao City

	NAME	ORGANIZATION	GENDER		CONTACT NO.	EMAIL ADDRESS	SIGNATURE
			F	M			
37	KARLUSTIANO KESIE PABERO	MINDA PANO WARI		✓	09066687550	karluskiankiesie@gmail.com	
38	KARLUSTIANO K. KESIE	MINDA PANO WARI		✓	09066687550	karluskiankiesie@gmail.com	
39	KAROL A. SUAREZ JR	IPDA - Davao		✓	09030515102	karolajr@hotmail.com	
40	CESAR VOLVES	MINDA					
41	DEAYI RICHARD	MINDA		✓		richard.deayi@mindao.gov.ph	
42	Stephen Fajardo	MINDA		✓			
43	Diana B. Cavallera	MINDA	✓				
44							
45							
46							
47							
48							







## **Gender Assessment and Draft Gender Action Plan (GAP)**

**Harnessing the water-energy-food nexus to address and adapt to  
climate change impacts in Tawi-Tawi**

*Katharina Pröstler, with inputs from Evelyn Taboada*

*United Nations Industrial Development Organization | 21<sup>st</sup> June 2023*

## Annex 6: Gender Assessment and Draft Gender Action Plan (GAP)

### Index

<b>1</b>	<b>INTRODUCTION.....</b>	<b>2</b>
1.1	CONTEXT.....	2
1.2	OBJECTIVES OF THIS REPORT.....	2
1.3	RELEVANCE.....	2
1.3.1	GENDER AND THE AF.....	2
1.3.2	GENDER AND UNIDO.....	3
<b>2</b>	<b>METHODOLOGY.....</b>	<b>3</b>
2.1	GENDER QUESTIONS.....	4
2.2	DATA COLLECTION.....	5
<b>3</b>	<b>GENDER EQUALITY – BASELINE SITUATION IN PHILIPPINES.....</b>	<b>5</b>
3.1	CONTEXT.....	6
3.1.1	POLICIES AND COMMITMENTS.....	6
3.1.2	BASELINE DATA.....	9
3.1.3	CHILD MARRIAGE, DISCRIMINATION AND VIOLENCE.....	12
3.2	WHO HAS WHAT?.....	12
3.2.1	FINANCIAL (HOUSEHOLD) RESOURCES.....	13
3.2.2	LITERACY AND EDUCATION.....	13
3.2.3	ACCESS TO WATER.....	14
3.2.4	ACCESS TO ENERGY AND EMPLOYMENT IN THE ENERGY SECTOR.....	16
3.2.5	CLIMATE CHANGE.....	16
3.3	WHO DOES WHAT?.....	17
3.3.1	WATER.....	19
3.3.2	SEAWEED.....	20
3.4	WHO DECIDES?.....	23
3.5	WHO BENEFITS?.....	25
3.5.1	STAKEHOLDER ASSESSMENT.....	25
3.6	RECOMMENDATIONS FOR GENDER MAINSTREAMING: HOW CAN THE PROJECT IMPROVE GENDER EQUALITY AND WOMEN’S EMPOWERMENT?.....	32

# 1 Introduction

## 1.1 Context

The project will be implemented in the two island municipalities (Sitangkai and Sibutu) in the province of Tawi-Tawi, Bangsamoro Autonomous Region in Muslim Mindanao, Philippines. It is targeting the water security issue in these two island municipalities. One of the main income sources for the communities in the project area is seaweeds farming.

However, the islands are increasingly affected by climate change through a sea-level rise (saline water intrusion) and more unpredictable rains, impacting water resources available for the communities on the islands. The seaweed farming communities already face water insecurity, which will only get worse due to projected climate change impacts.

- The project seeks to increase adaptive capacity of the communities through provision of reliable, climate resilient access to water infrastructure and services.
- Also, it will strengthen livelihoods and sources of income of vulnerable seaweed producing communities through improvement of seaweed industry.
- It will build the capacity of the local government units (LGUs) in water management.
- Finally, the project activities will build awareness of adaptation and climate risk reduction strategies within local communities, as well as in the wider region.

Working with local communities the project will focus on developing and improving seaweed production strategies to cope with climate change impacts, including predicted environmental variability and utilising available water resources. This in turn will strengthen livelihoods and sources of income of vulnerable seaweeds producing communities in Tawi-Tawi.

It is estimated that a total of 71,562 people would benefit directly from the project (with 35,423 women and 36,139 men) and more than 150,000 people indirectly.

## 1.2 Objectives of this report

The objectives of this report are to:

- Identify and assess key gender dimensions, also including intersectionality, that are relevant for the project intervention;
- Provide key recommendations in form of a draft Gender Action Plan (GAP)
  - to ensure that the project implementation will enhance gender equality and women's empowerment, as well as youth engagement, using an intersectional approach, so that women and men, girls and boys, can equally lead, participate in, and benefit from the project activities and
  - to ensure that the project complies with the AF Gender Policy and UNIDO Gender Policy.

## 1.3 Relevance

Gender equality refers to the equal rights, responsibilities and opportunities of women and men, girls and boys. Gender equality implies that the interests, needs and priorities of both women and men are taken into consideration, recognizing the diversity of different gender groups. Gender equality is not a women's issue but should consider men as well as women. Equality between women and men is seen both as a human rights issue and as a precondition for, and indicator of, sustainable development. While the world has achieved progress towards gender equality and women's empowerment, women continue to suffer discrimination and violence in every part of the world. Gender issues need to be addressed by creating equal rights and opportunities for women in the workplace and in the households. This includes creating adequate physical and social infrastructure and safe working conditions responding to the specific needs of women.

This project has been identified as a project that has "Gender equality and/or the empowerment of women (GEEW) is the main focus" according to the **Gender Marker (2B)** used in categorizing UNIDO projects. It has the potential to significantly contribute to gender equality and/or women's empowerment and have a transformative impact on women's challenges and barriers, reducing women's drudgery. These projects possess multiple entry-points for gender mainstreaming activities and/or affirmative action, and explicitly state gender equality and/ or women's empowerment as a principal objective. Gender equality and/or women's empowerment is not only a secondary objective.

### 1.3.1 Gender and the AF

According to the Gender Policy and Action Plan of the Adaptation Fund<sup>1</sup>: The Fund's MTS updates and refines the Fund's mandate to better serve the evolving needs of Parties to the UNFCCC. It articulates the Fund's own Theory of Change including the vision, goal, impact, mission, strategic foci and cross-cutting themes. The Fund's gender policy and its mandates are an integral part of the Fund's strategic focus and underlying theory of change. Without a commitment to gender equality, the Fund's vision, goal, and desired impact cannot be realized.

---

<sup>1</sup> <https://www.adaptation-fund.org/document/opg-annex4-gender-policy/>

All of the Fund's activities (its processes and projects/programmes) are to be designed and implemented with the following four cross-cutting themes in mind: 1) engaging, empowering and benefiting the most vulnerable communities and social groups; 2) advancing gender equality and the empowerment of women and girls; 3) strengthening long-term institutional and technical capacity for effective adaptation; and 4) building complementarity and coherence with other climate finance delivery channels.

### 1.3.2 Gender and UNIDO

*Institutional Commitment and Accountability:* The importance of gender equality and women's empowerment is at the core of UNIDO's mandate and governed by the UNIDO policy on Gender Equality and the Empowerment of women (2019) and the UNIDO strategy for Gender Equality and the Empowerment of Women, 2020-2023. Enhancing the role of women as drivers of poverty reduction and recognizing the link between gender equality and safeguarding the environment all promote inclusive and sustainable industrialization, and directly contribute to SDG 9 on industry, innovation and infrastructure, and to SDG 5 on gender equality.<sup>2</sup>

The interlinkages between gender and industry are also recognized in Goal 9 and the Lima Declaration on ISID, which both emphasized the role industry can play in promoting decent employment, opportunities for social inclusion and gender equality, and the empowerment of women. UNIDO abides by the fundamental principle of non-discrimination on the basis of sex, as established in the United Nations founding Charter of 1945 and the 1948 Universal Declaration on Human Rights and as reconfirmed through inter alia the Convention on the Elimination of All Forms of Discrimination against Women of 1979 the 1995 Beijing Declaration and Platform for Action and the 2030 Agenda commitments relating to gender equality and the empowerment of women and girls.

The UNIDO vision, as laid down in the 2019 Policy on Gender Equality and the Empowerment of Women (DGB/2019/16), is that women and men equally lead, participate in, and benefit from all project interventions. Towards this vision, UNIDO follows a comprehensive approach to gender equality and the empowerment of women, recognizing the interests, needs and priorities of both women and men and the intersecting diversity of different groups.

*Institutional capacity on gender mainstreaming:* All UNIDO staff have knowledge on gender through mandatory trainings such as of the UN Women online course 'I know Women' modules 1-2-3 and 15. Moreover, specific training took place for staff on the energy-gender nexus, the UNIDO gender policy and strategy, internal processes on gender mainstreaming.

## 2 Methodology

The methodology used in this report has been derived from the UNIDO Gender Mainstreaming tools developed for GEF projects<sup>3</sup> and the gender guidance Document for Implementing Entities on Compliance with the Adaptation Fund Gender Policy<sup>4</sup>.

During the project preparation phase, potential gender equality and women's empowerment challenges and opportunities have been identified taking intersectionality into account through a desk based analysis and information gathered from consultations and discussions with women from communities and project stakeholders. Through these, specific needs and priorities of women and youth were identified, as well as potential gender-related risks and impacts, including possible concerns regarding proposed project activities.

In addition to household surveys, special discussions (key informant interviews - KIIs) were conducted with women alone or girls alone, by women enumerators or female project team members, in order to create a safer space and time for women and girls to discuss gender-related issues and women concerns, what is commonly called "girls talk". The KIIs were normally conversational and unstructured, just following the flow of conversation as to where it leads, however, there is a list of topics which served as guide in the process.

The gender assessment has been conducted to identify potential project gender equality and women's and youth empowerment issues, but also opportunities. The outcomes are summarized in this document and have been integrated into the project proposal.

Based on the gender assessment a draft gender action plan has been developed including an initial data baseline, which will be validated, finalized and approved during project inception to ensure that progress towards GEEW results are being tracked and can be measured.

---

<sup>2</sup> [Gender equality and the empowerment of women | UNIDO](#)

<sup>3</sup> [https://www.thegef.org/sites/default/files/documents/UNIDO\\_Gender\\_Mainstreaming\\_Analysis\\_Tool.pdf](https://www.thegef.org/sites/default/files/documents/UNIDO_Gender_Mainstreaming_Analysis_Tool.pdf)

<sup>4</sup> [https://www.adaptation-fund.org/wp-content/uploads/2022/10/AF-gender-guidance\\_Sep-2022.pdf](https://www.adaptation-fund.org/wp-content/uploads/2022/10/AF-gender-guidance_Sep-2022.pdf)



## 2.1 Gender questions

The following set of questions (Table 1) has been developed to assess the baseline situation for this project in Philippines and identify potential challenges and drivers to mainstream gender equality in the project activities.

**Table 1: Questions to assess the baseline situation**

<b>What is the context?</b>	<ul style="list-style-type: none"> <li>What are the gender norms and values in Philippines, in particular in the relevant communities, in general and seaweed/ water sector in particular?</li> <li>What are commonly held beliefs, perceptions, and stereotypes relating to gender?</li> <li>What are the legal requirements (laws, policies) and national commitments related to gender equality? What gender equality commitments have been made by the government, for instance in the framework of the SDGs? Is there a law and/or a policy on gender equality in the country?</li> <li>Are there gender policies and action plans relevant available on water supply and aquaculture sector in general or in the seaweed sector specifically?</li> <li>Are energy, water and aquaculture policies gender blind in the country? Are there policy documents or agreed gender assessments available that provide information and statistics on the gender gaps and priorities?</li> <li>Are there specific relevant laws and regulations in the targeted communities?</li> <li>Is gender-disaggregated data available, e.g. use/access/ownership of seaweed farms; women and men's representation in the sector (roles), use/access to clean water, etc.?</li> </ul>
<b>Who has what?</b>	<ul style="list-style-type: none"> <li>Do women and men have equal access to clean water?</li> <li>Do women and men have equal access to resources including finance (e.g. money to pay for clean water, fertilizer, pesticides), technologies (e.g. a harvesting technologies), information, and services?</li> <li>How are the knowledge, training and education levels among women and men?</li> </ul>
<b>Who does what?</b>	<ul style="list-style-type: none"> <li>What is the division of labour among women and men in Philippines in general and seaweed production in particular?</li> <li>How are the specific gender roles in the seaweed production value chain?</li> <li>How do women and men's traditional activities affect their needs and priorities? For example, what proportion of women's time is spent collecting water? Do women have different needs for clean water supply?</li> <li>What are the potential professional growth and business opportunities in the energy and seaweed sector for women and men?</li> <li>Is there any association promoting gender equality in water/energy/ aquaculture sector in the country?</li> <li>Who are the key players in the country that help to promote gender equality and women's empowerment (GEEW) in the water, aquaculture and energy sector and how can they be engaged in the project?</li> </ul>
<b>Who decides?</b>	<ul style="list-style-type: none"> <li>At the household level, who takes decisions about resources and activities?</li> <li>Is there an equal participation of women and men in the political sphere?</li> <li>Is there an equal participation of women and men in investment decision making?</li> <li>Are there decision makers (in Government, Parliament) who are ready to champion gender equality and women's empowerment in water and seaweed production?</li> <li>Are governmental institutions responsible for women's and gender issues, involved in decision-making at national policy and planning levels?</li> </ul>

In addition, a second set of questions has been formulated to identify how the project can integrate gender mainstreaming issues and monitor progress against a set of indicators.

**Table 2: Questions to improve the project contribution towards gender mainstreaming**

<b>Who benefits?</b>	<ul style="list-style-type: none"> <li>Will the services and technologies provided by the project be equally available and accessible to both women and men?</li> <li>Is the design of the water system likely to be inclusive and gender-responsive?</li> <li>What role will the pilot demonstrations play in helping women and men to fulfil their traditional tasks/responsibilities?</li> </ul>
<b>How can the project improve gender equality and empower women?</b>	<ul style="list-style-type: none"> <li>Which outputs/activities have the largest potential impact on women?</li> <li>How can outputs/activities be designed to improve gender equality and empower women? Is it necessary to offer specific services targeted at women?</li> <li>Are there any gender related risks or potentially adverse impacts and how to avoid or minimize them?</li> <li>Which gender specific targets and/or sex-disaggregated indicators can be developed to measure performance and impact? Which data can be collected throughout the programme to monitor the impacts for women and men (for example, sex-disaggregated user surveys, feedback/complaints channels, direct observation of infrastructure use)?</li> </ul>

- How gender aware are project stakeholders and is it necessary to raise awareness on gender dimensions of staff in relevant government agencies?

## 2.2 Data collection

National information and data about the gender situation in Philippines was collected based on the following databases:

- The Human Development Reports (United Nations Development Programme - UNDP)<sup>5</sup>;
- The Gender Data Portal (World Bank Group - WBG)<sup>6</sup>;
- The Institute for Statistics UNESCO (United Nations Educational, Scientific and Cultural Organization).<sup>7</sup>
- Demographic and Health Surveys (DHS) Statcompiler.<sup>8</sup>
- World Bank: Women, Business and the Law.<sup>9</sup>
- Inter-Parliamentary Union (IPU).<sup>10</sup>
- UNICEF DATA.<sup>11</sup>
- World Bank, Development Research Group (PovcalNet).<sup>12</sup>
- World Bank's Entrepreneurship Survey and database.<sup>13</sup>
- World Bank, Doing Business project.<sup>14</sup>
- World Health Organization, Global Health Observatory Data Repository/World Health Statistics.<sup>15</sup>
- International Labour Organization, ILOSTAT database.<sup>16</sup>

Data collection is also based on a desktop review including a comprehensive review of national laws and commitments on Gender and a review of the gender studies relevant for this project, such as those analysing gender dimensions of energy, seaweed value chain, and the water-energy nexus.

The information provided by these statistical databases and desktop-review has been supplemented by findings from discussions with relevant stakeholders.

**Table 3 Stakeholders consulted to develop the gender analysis**

Type of Stakeholder	Specific Stakeholders
UN Agencies	- UNIDO
National Government agency level	- Mindanao Development Authority (MINDA) - Department of Energy (DOE) - Department of Environment and Natural Resources (DENR) - Climate Change Commission (CCC)
Local Government Level	- Bangsamoro Autonomous Region in Muslim Mindanao (BARMM) - Bangsamoro Women Commission and its local counterparts - Provincial Government of Tawi-Tawi - Local Government of Sibutu and Sitangkai
Community level	- Barangay Governments (16 for Sibutu; 9 for Sitangkai) - Community-based organizations (sectoral and cause-oriented groups) - Mindanao State University (MSU) Tawi-Tawi

## 3 Gender Assessment

<sup>5</sup> <http://hdr.undp.org/en/humandev>

<sup>6</sup> <http://datatopics.worldbank.org/gender/country/moldova>

<sup>7</sup> <http://data.uis.unesco.org/>

<sup>8</sup> <https://www.statcompiler.com/>

<sup>9</sup> <https://wbi.worldbank.org/>

<sup>10</sup> [www.ipu.org](http://www.ipu.org). For the year of 2020, the data is as of August 1, 2020.

<sup>11</sup> <http://www.data.unicef.org/> as of August 30, 2020.

<sup>12</sup> <http://iresearch.worldbank.org/PovcalNet/index.htm>

<sup>13</sup> <http://www.doingbusiness.org/data/exploretopics/entrepreneurship>

<sup>14</sup> <http://www.doingbusiness.org/>

<sup>15</sup> <http://apps.who.int/gho/data/node.main.1?lang=en>

<sup>16</sup> <https://ilostat ilo.org/> Data retrieved in September 20, 2020

The project is in the **Bangsamoro Autonomous Region of Muslim Mindanao (BARMM)**. It is the only region of the Philippines that has its own government. BARMM's population is about 4.4 million based on the 2020 Census. This represents 16.78% of the overall population of Mindanao, or 4.04% of the entire population of the Philippines.<sup>3</sup> The region first obtained special autonomous status in 1990, with the right to elect its own officials, levy taxes, and set education and development policy.<sup>4</sup>

BARMM is one of the poorest regions in the country, due to continuing armed conflict, limited livelihood opportunities, inadequate social services, weak institutions, and deep political, cultural and economic inequity, and generations of systemic injustice and armed violence. The region faces serious development challenges that must be overcome.<sup>5</sup> It holds one of the highest levels of infant and maternal mortality and one of the lowest life expectancies. Also literacy is much lower than in the rest of the country.



Typical stilt houses in Sibutu and Sitangkai communities, living in extreme poverty. The bamboo or wooden floors are usually extended to their front or back yards where household chores and seaweed-related activities are carried out.

### 3.1 Context

#### 3.1.1 Policies and commitments

The Philippines' ratification of **CEDAW** has contributed massively to the advancement and empowerment of the Filipino women. The 1987 Constitution paved the way for at least two important laws: **Women in Development and Nation Building Act**, which was signed into law in 1992; and the **Magna Carta of Women (Republic Act 9710)**, which was signed into law in 2009. The **Magna Carta of Women** which is a comprehensive women's human rights law that seeks to eliminate discrimination against women by recognizing, protecting, fulfilling, and promoting the rights of Filipino women, especially those in the marginalized sectors. The Acts also promote women's participation and representation in political and other decision-making bodies and processes, recognize gender mainstreaming (or integrating gender equality and women's concerns) in government as an implementation strategy, and provide the basis for the inclusion of a **gender and development (GAD)** budget in the national budget law, which began with the 1995 General Appropriations Act.<sup>17</sup>

Besides this landmark legislation, the Philippines have several other laws, measures and instruments that protect women from discrimination and violence as can be seen in the table below.

In 1997, the GAD-NFP sponsored the establishment of employee-focused programs. Noteworthy of these were support for the initial operation of the DOE Day Care Center, the first to have earned a five-star rating from the Department of Social Welfare and Development (DSWD), and the conduct of livelihood training courses for interested women and male employees. Five years later, the operation and maintenance of the day care center was fully institutionalized and the DOE regular budget began covering its costs. In recent years, the GAD-NFP has also successfully integrated gender and women's concerns in key policies of the Department, such as the Philippine Energy Plan, 2012–2030.<sup>24</sup>

The Philippine government adopted the **Philippine Plan for Gender Responsive Development (PPGD)** 1995-2025, a 30 year strategic plan that translated the Beijing Platform for Action into policies, strategies, programs and projects for Filipino women. To operationalize the PPGD, the Philippine government, with its partners in the non-government organizations, and the academe formulated the Framework Plan for Women (FPW) in 2001. The FPW has the following three (3) priority areas: (i) promotion of women's economic empowerment, (ii) protection and advancement of women's rights, and (iii) promotion of gender responsive governance. The Philippines is one of the few countries in the world that has adopted a **GAD Policy Budget** that requires all

<sup>17</sup> DOE Toolkit for the Energy Sector

## Gender Assessment and Draft Gender Action Plan

government agencies (including local government units) to utilize **at least five percent** of their respective total budgets for programs, activities and projects that address the needs and uphold rights of women. The programme on Gender and Development (GAD) requires **a minimum 35% participation rate of women in community programmes** across the environmental sector.

Moreover, Women's and Children's Desks and Services (Philippine National Police, Department of Health, Department of Social Welfare and Development, National Bureau of Investigations, Commission on Human Rights, local government units, etc.) have been established.

The Philippines has many good practice policies and objectives and has passed gender-sensitive legislation; however, it continues to struggle to operationalize these through specific, targeted actions so as to deliver real outcomes for women.<sup>17</sup>

**Table 4. International Commitments on Gender**

International Commitments on Gender	Description
Convention on the Elimination of all Forms of Discrimination Against Women (CEDAW)	The Philippines is one of the 189 countries that ratified the Convention on the Elimination of All Forms of Discrimination against Women (CEDAW) adopted in 1979 and described as a landmark international bill of rights of women. <sup>18</sup> The Philippines was the first ASEAN country to ratify the Convention (on August 5, 1981). Additionally, the Philippines ratified the Optional Protocol to the CEDAW on November 12, 2003. A Philippine representative, Leticia Ramos-Shahani, prepared the first draft of CEDAW adopted by the United Nations as a basic working paper.
Beijing Platform for Action (BPfA)	The Philippines played a vital role in crafting the BPfA as it was a Filipina who chaired the Main Committee that negotiated the Platform. The BPfA flagged 12 key areas where urgent action was needed to ensure greater equality and opportunities for women and men, girls and boys by laying out concrete ways for countries to bring about change. The country continues to actively participate in the succeeding sessions that assess BPfA implementation every 5 years. <sup>19</sup>
Sustainable Development Goals 5: Gender Equality	In September 2015, the Philippines together with other UN member states adopted the 2030 Agenda for Sustainable Development, replacing the eight (8) Millennium Development Goals (MDGs) which concluded that year. Seventeen (17) goals, which include Goal 5 to "Achieve gender equality and empower all women and girls", were adopted as a universal call to action to end poverty, protect the planet and improve the lives and prospects of everyone, everywhere. <sup>19</sup>
Commission on the Status of Women (CSW)	Through PCW and the Department of Foreign Affairs – UN and other International Organizations (DFA-UNIO), the Philippines participates in the annual sessions of the UN Commission on the Status of Women (CSW). The UN CSW is the principal intergovernmental body exclusively dedicated to the promotion of gender equality and the empowerment of women. It is also mandated to lead the monitoring and review of the implementation of the BPfA and contribute to the follow-up of the SDGs. Every UN CSW main session considers a priority theme and a review theme, which are the focus of the outcome document or Agreed Conclusions. <sup>19</sup>
UNFCCC Gender Action Plan	The Philippines has recognized the need to identify the "differential impacts of climate change on men, women, and children" as mandated under its Climate Change Act of 2009. In addition, the Philippines, through the Climate Change Commission, has issued Resolution 2019-001 on the implementation of the National Climate Risk Management Framework, which aims to systematically identify, quantify and address the country's climate change risks as a basis for systematic anticipatory climate change adaptation. Further, in its NDC formulation, gender mainstreaming opportunities are systematically being undertaken to harness the significant potential contribution of women in greenhouse gas (GHG) mitigation towards sustainable development. Moreover, the Climate Change Commission has issued Resolution 2019-02 to strengthen gender-based approaches in the formulation and implementation of climate change policies, plans, programs, and activities in the country, including the generation of sex-disaggregated data and conduct of gender analysis <sup>19</sup>

**Table 5. National Policies and legislations for Philippines**

National Policies and legislations on Gender	Description
Magna Carta of Women	RA 9710 is a comprehensive women's human rights law that seeks to eliminate discrimination through the recognition, protection, fulfillment, and promotion of the rights of Filipino women,

<sup>18</sup> [International Commitments | Philippine Commission on Women \(pcw.gov.ph\)](https://pcw.gov.ph/international-commitments)

<sup>19</sup> [201904231521---PHL Submission - Gender and Climate Change.pdf \(unfccc.int\)](https://unfccc.int/201904231521---PHL-Submission-Gender-and-Climate-Change.pdf)

## Gender Assessment and Draft Gender Action Plan

	especially those belonging in the marginalized sectors of the society. <sup>16</sup> The Magna Carta of Women was enacted on August 14, 2009 and took effect on September 15, 2009.
Prohibition on Discrimination Against Women	RA 6725 Prohibits discrimination with respect to terms and conditions of employment solely on the basis of sex. <sup>20</sup>
Anti-Violence Against Women and Their Children Act of 2004	RA 9262, or An Act Defining Violence Against Women and Their Children, Providing Protective Measures for Victims, Prescribing Penalties Therefore and for Other Purposes, recognizes the need to protect the family and its members particularly women and children, from violence and threats to their personal safety and security. <sup>16</sup>
Assistance for small-scale women entrepreneurs	RA 7882, or the act that states the Provision of Assistance to Women Engaging in Micro and Cottage Business Enterprises, and for other purposes. <sup>16</sup>
Anti-Sexual Harassment Act of 1995	RA 7877 addresses the issue of sexual harassment committed in employment, education or training environment. <sup>16</sup>
The Anti-Rape Law of 1997	RA 8353 states that any person having carnal knowledge of a woman through force, threat, or intimidation or by means of fraudulent machination or grave abuse of authority will be punished. <sup>16</sup>
Rape Victim Assistance and Protection Act of 1998	RA 8505 declares the policy of the State to provide necessary assistance and protection for rape victims. <sup>16</sup>
RA 11313 Safe Spaces Act	Bawal Bastos Law
REPUBLIC ACT NO. 7882 PROVIDING ASSISTANCE TO WOMEN ENGAGING IN MICRO AND COTTAGE BUSINESS ENTERPRISES, AND FOR OTHER PURPOSES	This law seeks to provide assistance to Filipino women in their pursuit of owning, operating and managing small business enterprises.
Gender Equality and Women's Empowerment (GEWE) Plan 2019-2025	The Gender Equality and Women's Empowerment (GEWE) Plan 2019-2025, which covers four years of the Philippine Development Plan (PDP) 2017-2022, and the remaining years of the Philippine Plan for Gender-Responsive Development (PPGD) 1995-2025. The GEWE Plan contains strategic actions that: concretize the government's commitments to fully implement the Magna Carta of Women (MCW) or RA 9710, contribute to the inclusive human development goal of the PDP 2017-2022 and the collective vision of AmBisyon Natin 2040, move the country closer to the achievement of the long-term vision of gender equality and women's empowerment, particularly as articulated in the PPGD 1995-2025, facilitate the implementation of the country's international commitments to gender equality and women's empowerment, particularly the Convention on the Elimination of All Forms of Discrimination Against Women (CEDAW), the Beijing Declaration and Platform for Action (BPfA), the UN Security Council Resolutions (UNSCR) on Women, Peace and Security, the 2030 Global Agenda for Sustainable Development or the Sustainable Development Goals (SDGs), especially Goal 5 on Gender Equality, and relevant Association of Southeast Asian Nations (ASEAN) declarations and action plans.
GEWE 2019-2025 Strategic Framework	Includes (1) the expanded economic opportunities for women; (2) accelerated human capital development through investing in gender equality and women's empowerment; (3) significant reduction in gender-based violence and enhanced gender perspective in justice, security, and peace; (4) expanded opportunities for women's participation, leadership, and benefit in disaster resilience and humanitarian action; (5) expanded opportunities for women's participation, leadership, and benefit from Science, Technology, Innovation, ICT, Infrastructure, and Energy; (6) enhanced women's participation, leadership, and benefit in politics and government service; and (7) transformed social norms and culture to promote gender equality and women's empowerment. Among the over-all strategic outcomes, (1) the reduction of poverty among rural women is endeavored as a result of increased access to land and capital, access to better jobs and agribusiness opportunities, increased participation in leadership and decision making in agriculture, fishery, and forestry sectors. Included among the strategic outcomes is also (2) the improved access to available energy sources among rural households, reduced gap in the employment of women and men in the energy sector, the safe and healthy work conditions for women in the sector, and their improved representation of women as stakeholders and decision-makers in the energy development.
<b>Community laws and Internal Policies of the main stakeholders</b>	
Gender and Development plan and budget monitoring system by Department of the Interior and Local Government (DILG)	The Department of the Interior and Local Government (DILG) together with the Philippine Commission on Women (PCW), the Department of Budget and Management (DBM) and the National Economic and Development Authority (NEDA), issued the PCW-DILG-DBM-NEDA Joint Memorandum Circular (JMC) No. 2013-01 entitled "Guidelines on the localization of the Magna Carta of Women" in July 2013 was eventually superseded by the issuance of the JMC 2016-01 entitled "Amendments to the PCF-DILG-DBM-NEDA JMC No. 2013-01. The JMC provides a mechanism to ensure that gender perspectives are mainstreamed in the local government plans,

<sup>20</sup> [List of laws protecting women in PH | Philippine News Agency \(pna.gov.ph\)](http://pna.gov.ph)

## Gender Assessment and Draft Gender Action Plan

	programs, projects and activities. It also prescribes the necessary steps and schedules for the preparation and submission of Gender and Development plans and budget (GBP) and <b>gender and development (GAD)</b> <sup>21</sup>
Gender Toolkit for the Energy Sector by Department of Energy	The DOE GAD strategic framework is anchored in the mandates of DOE and the gender policy of the Philippine Government, which promotes the twin goals of gender equality and women's empowerment. Men and women equally contribute to and benefit from an ideal state of greater energy access for inclusive growth. the DOE aims to provide a set of guides and reference materials to its internal units, attached agencies, and other offices and organizations in the sector on how to make their operations and programs more aware of, and responsive to the gender concerns of their clients. The DOE-GAD program is implemented nationwide given the annual allocation of five percent (5%) of its budget under the General Appropriations Act since 1995. <sup>22</sup>
Community laws of Sibutu or Sitangkai	<p>The Bangsamoro Autonomous Region of Muslim Mindanao (BARMM) has its Bangsamoro Women Commission (BWC), which was created by virtue of the Bangsamoro Autonomy Act (BAA) No. 8, signed and approved on February 13, 2020. The BWC is mandated to “promote, protect and uphold women’s rights as human rights, work for the elimination of all forms of discrimination against women, ensure that legal measures are taken to promote gender justice, women’s rights and welfare, and promote gender and development including the meaningful participation of women in all levels of governance, policy and decision-making. In furtherance of the above-stated mandate, the Commission shall be the primary policy-making, coordinating and monitoring body of women, gender and development in the Bangsamoro Autonomous Region. The Bangsamoro Women Commission is also responsible for the development of women and their families by promoting and protecting their socio-economic and political rights, to attain a desired quality of life.”</p> <p>As the BWC is still new, part of their most recent activities and programs is the conduct of a series of training-workshops on the formulation of GAD, development of gender-sensitive and gender-responsive GAD agendas, GAD planning and budgeting, in order to enforce the BWC mandates stated above and enable the commission to facilitate its work. The Province of Tawi-Tawi, where the project beneficiaries of Sibutu and Sitangkai municipalities belong, endeavors to participate actively in the BWC initiatives in order to champion gender equality and mainstreaming in its predominantly islandic Muslim communities. In addition, the BWC also works closely with the Philippine Commission on Women (PCW) to ensure the alignment and harmonization of vision, mission, and goals, and the national and legal frameworks covering gender and development.</p>

### 3.1.2 Baseline Data

The Philippines has a population of approximately 108 million, with 49.8% women.<sup>23</sup> Nearly half of the population is below 15 years.

It is estimated that a total of 71,562 people would benefit directly from the project with 35,423 women and 36,139 men, and more than 150,000 people indirectly (approximately 50% women).

In the WEF's 2022 Global Gender Gap Index, the Philippines ranked 19th out of 146 countries, this was slightly lower than in 2021, when the Philippines ranked 17th out of 156 countries.<sup>24</sup>

The Philippines has closed 78% of its overall gender gap. The country’s performance is strong across three of the four dimensions of the index – education, economy, health and politics, with political empowerment being the weakest. It has closed 80% of the economic participation and opportunity gender gap, with women outnumbering men in senior and leadership roles, as well as in professional and technical professions. The country ranks 5th on the indicator assessing gender wage equality.<sup>16</sup> The Philippines has closed both its educational attainment and health and survival gender gaps. Women can expect to live in good health five years longer than men.

Although the Philippines show overall very good gender equality, this project is planned to target the Muslim communities of Sibutu and Sitangkai in the province of Tawi-Tawi, Bangsamoro Autonomous Region in Muslim Mindanao (BARMM), Philippines, the situation for women is quite different due to extreme poverty and the Muslim gender roles and norms.

<sup>21</sup> [Adoption of the use of the Gender and Development Plan and Budget Monitoring System \(GAD-PBMS\) - Issuances - DILG](#)

<sup>22</sup> [Establishing a gender sensitive Energy Sector | Department of Energy Philippines \(doe.gov.ph\)](#)

<sup>23</sup> [Population, female - Philippines | Data \(worldbank.org\)](#)

<sup>24</sup>

[https://www.google.com/url?sa=t&rct=j&q=&esrc=s&source=web&cd=&cad=rja&uact=8&ved=2ahUKEwjnn9KRmrb\\_AhWMtKQKHdvdDAcQFn\\_oECAoQAQ&url=https%3A%2F%2Fwww3.weforum.org%2Fdocs%2FWEF\\_GGGR\\_2022.pdf&usq=AOvVaw3nrxalHIVnfOW72ocM9ZE](https://www.google.com/url?sa=t&rct=j&q=&esrc=s&source=web&cd=&cad=rja&uact=8&ved=2ahUKEwjnn9KRmrb_AhWMtKQKHdvdDAcQFn_oECAoQAQ&url=https%3A%2F%2Fwww3.weforum.org%2Fdocs%2FWEF_GGGR_2022.pdf&usq=AOvVaw3nrxalHIVnfOW72ocM9ZE)



**Table 6: Key Gender Gap Data of Philippines**

Gender Gap Data of Philippines <sup>25</sup>				
1.	Overall Global Gender Gap Index	Rank	2022	19
			2010	9
		Index	2022	0.783
			2010	0.7654
2.	Global Gender Gap Political Empowerment subindex	Rank	2022	35
			2010	17
		Index	2022	0.360
			2010	0.3212
3.	Global Gender Gap Economic Participation and Opportunity Subindex	Rank	2022	16
			2010	13
		Index	2022	0.794
			2010	0.7611
4.	Global Gender Gap Educational Attainment Subindex	Rank	2022	46
			2010	1
		Index	2022	0.997
			2010	1
5.	Global Gender Gap Health and Survival Subindex	Rank	2022	30
			2010	1
		Index	2022	0.979
			2010	0.9796

**Table 7: Key Gender Baselines Figures for Philippines**

Description of the indicator	Year	Philippines
Gender Inequality Index	2019	0.43
Gender Inequality Index	2010	0.457
Expected years of schooling (women)	2017	13.5
Expected years of schooling (men)	2017	12.8
Share of adult women (aged 25 or over) completed at least some secondary education (%)	2019	75.6
Share of adult men completed at least some secondary education (%)	2019	72.4
Education attainment, at least lower secondary, population 25+, women (%) (cumulative)	2017	62
Education attainment, at least lower secondary, population 25+, male (%) (cumulative)	2017	56.75
Educational attainment, at least Bachelor's or equivalent, population 25+, women (%) (cumulative)	2017	18.80
Educational attainment, at least Bachelor's or equivalent, population 25+, male (%) (cumulative)	2017	13.19
Educational attainment, at least Master's or equivalent, population 25+, women (%) (cumulative)	2017	0.535
Educational attainment, at least Master's or equivalent, population 25+, male (%) (cumulative)	2017	0.244
Educational attainment, Doctoral or equivalent, population 25+, women (%) (cumulative)	2019	0.039
Educational attainment, Doctoral or equivalent, population 25+, male (%) (cumulative)	2019	0.05407

<sup>25</sup> [https://tadata360.worldbank.org/indicators/af52ebe9?country=BRA&indicator=27959&viz=line\\_chart&years=2006,2020#table-link](https://tadata360.worldbank.org/indicators/af52ebe9?country=BRA&indicator=27959&viz=line_chart&years=2006,2020#table-link)

## Gender Assessment and Draft Gender Action Plan

Share of seats held by women in national parliament (UNDP data) (%)	2020	28
Proportion of women in ministerial positions (%)	2019	8.57
Share of women in senior and middle management (%)	2019	29
Total unemployment rate (%)	2020	2.1
Unemployment, women (% of women labor force) (modeled ILO estimate)	2020	2.44
Unemployment, male (% of male labor force) (modeled ILO estimate)	2020	1.98
Literacy rate, adult women (% of women ages 15 and above)	2015	98.24
Literacy rate, adult male (% of males ages 15 and above)	2015	98.12
Share of women graduates in STEM programmes in tertiary education (%)	2020	36.3
Share of women graduates in engineering, manufacturing and construction (% tertiary)	2017	24.48
Share of women employment, employed in industry (%)	2020	10
Share of men employment, employed in industry (%)	2020	26
Employment in services, women (% of women employment) (modeled ILO estimate)	2020	76.98
Employment in services, male (% of male employment) (modeled ILO estimate)	2020	45.37
Wage equality between Gender	2019	81.2
Women participating in making major household purchase decisions (% of women age 15-49)	2017	89.1
A woman can travel outside her home in the same way as a man (1=yes; 0=no)	2019	1
Law mandates equal remuneration for women and men for work of equal value (1=yes; 0=no)	2019	1

The Gender Inequality Index (GII) of Philippines ranked the country 101 from a total of 162 countries in 2021. This index reflects the inequality in achievement between women and men regarding three dimensions: reproductive health, empowerment and the labour market. It ranges from 0, where women and men fare equally, to 1, where one gender fares as poorly as possible in all measured dimensions. There has been an improvement in gender equality during the last decade in Philippines, with the GII decreasing from 0.457 in 2010 to 0.419 in 2021.

Gender Inequality Statistics of Philippines <sup>26</sup>					
	<b>Human Development Index (HDI)</b>	Value	2021	0.699	
		Rank	2021	116	
	<b>Gender Inequality Index</b>	Value	2021	0.419	
		Rank	2021	101	
		Value	2010	0.43	
		Rank	2010	64	
<b>SDG3.1</b>	<b>Maternal mortality ratio</b>	(deaths per 100,000 live births)	2017	121	
<b>SDG3.7</b>	<b>Adolescent birth rate</b>	(births per 1,000 women ages 15–19)	2015–2020	54.15	
<b>SDG5.5</b>	<b>Share of seats in parliament</b>	(% held by women)	2021	28	
<b>SDG4.4</b>	<b>Population with at least some secondary education</b>	(% ages 25 and older)	Women	2015–2019	75.59
			Male	2015–2019	72.38
	<b>Labour force participation rate</b>	(% ages 15 and older)	Women	2019	46.1
			Male	2019	73.25

<sup>26</sup> <https://hdr.undp.org/data-center/thematic-composite-indices/gender-inequality-index#/indicies/GII>

### 3.1.3 Child marriage, discrimination and violence

Despite the remarkable achievements above, thousands of Filipino women suffer from **domestic violence**, economic disadvantages, discrimination at the workplace, sex and other gender related abuses. As in most countries affected by displacement brought about by armed conflict, women and children make up the great majority of the displaced population in the Philippines, and experience additional vulnerabilities. The intermittent wars affect women's livelihood, health, education and family life, among other things.<sup>17</sup>

In the targeted Muslim communities of Sibutu and Sitangkai, there may be issues related to child marriage, discrimination, and violence. Due to cultural barriers, many of these issues may be left unspoken. The following are some pertinent ones.

**Community Safety.** Due to the peace and order situation in Muslim communities, safety and security is of paramount importance. Due to implementing regulations to maintain safety, peace, and order, many of the women and children are deprived of their other human rights and privileges. As a sub-section, organized violence was common during the armed conflict and tribal/clan war is also an issue in Muslim communities. It is expected that with the BARMM law, this will be minimized and controlled.

**Intimate Partner Violence.** This is a very sensitive issue among women, especially in rural areas, most often triggered by extreme poverty, lack of education and poverty. In many instances, women would deny experiencing such violence, many of them would tend to stay silent for the sake of their families. However, in-depth conversations with women (in a safe space) would surface this reluctance to elaborate and admit to intimate partner violence as this can lead to rido (clan war), by either family of the wife or husband for the abuse suffered, shame, and disgrace.

**Marriage restrictions.** Women in Muslim culture are only allowed to have one husband at a time; most of the parents prefer to have their children married to spouse(s) of the same culture or religion; divorce is usually settled at the barangay level (or tribal community level). However, men are allowed to have as many wives as possible, provided that each of his wife/family is supported adequately. Meanwhile, girls are allowed to get married before the age of 18, for a variety of reasons, such as to prevent pre-marital sex, pregnancy before marriage, economic pressures due to extreme poverty, or family traditions.

In the targeted communities there is a great need to implement existing national laws on Violence Against Women and Children (VAWC), especially within the context of cultural nuances that constrain the voices of many women and girls.

## 3.2 Who has what?

In many countries women tend to have less access to resources, such as knowledge, clean energy, technology and financial resources due to gender norms and roles.

The Global Gender Gap Index and the Gender Inequality Index indicate that women in the Philippines tend to have equal access to and control over most resources. However, in some cases and regions women and other discriminated gender groups do not have access, nor control or decision making power over community land and heritage, even though they benefit from it<sup>27</sup>.

In some areas, such as in Sibutu and Sitangkai **access to information** for women is usually understood as information from their tribal or community leaders, who are most often men. Their lack of access to information is exacerbated by poor internet and signal connections in many rural areas, access to information is even more limited.

Women on the islands Sibutu and Sitangkai also tend to face **Legal discrimination**. This refers to policies and regulations that hinder women's economic and societal participation, related to poor access to finance, employment and parliamentary representation. There are restrictions to mobility for women, which are sometimes because of discrimination and a perceived distrust of the Moro people.

On the islands Sibutu and Sitangkai there seems to be a **Son Bias**. Although, many will deny about this practice, male children are often preferred over female children with families always promoting the welfare of their sons through active involvement in societal and financial affairs. This custom exacerbates the poor participation of women in governance, employment, and even education.

---

<sup>27</sup> <https://actionagainsthunger.ph/wp-content/uploads/2021/06/2019-Gender-Analysis-Philippines.pdf>

### 3.2.1 Financial (household) resources

Most women especially in rural areas fall below poverty and food thresholds in the Philippines, and do not have access to any economic or livelihood opportunities in their community. Since the workforce is dominated by men in the BARMM, women are often left behind and are not the priority in terms of getting employed.

Due to the situation in BARMM (recent armed conflict and war) and also the cultural practices and barriers, men are favored over women, they are the decision-makers, and thus have better access to information, employment, education, finance, and involvement in political and legal affairs. Thus, unless it is specified that women should, men always represent the family in any and all affairs of the family, tribe, and community. The percentage of women whose cash earnings are mainly managed by their husbands is highest in Bangsamoro Autonomous Region in Muslim Mindanao (BARMM) (15%).<sup>28</sup>

### 3.2.2 Literacy and Education

**Literacy** is universal, with rates above 98% for both sexes. In 2020, average expected years of schooling were 13.1 years with 13.5 years for women and 12.8 years for men. In 2017, 62.03% of adult women (25 and older) have at least completed lower secondary education compared with 56.75% of men. The percentage of Filipino women graduating from Science, Technology, Engineering, Mathematics in tertiary education was 36.3 % in 2017. Relative to male students, women have a higher participation rate in the elementary and secondary levels. Female students' completion rate is also higher than that of the male students' in both levels. This is because the drop-out rate for men is higher than that of women. Poor families tend to make boys work because they are considered to be more physically able than girls. Since boys generally perform poorer in school, it seems easier for parents to make them quit and get a job. Moreover, girls value education more than boys do because they no longer see themselves merely staying at home when they grow up, they expect to have careers<sup>29</sup>. However, women's barriers for secondary education include early marriage<sup>30</sup>.

Due to lack of schools (damaged by war, conflict, and insurgencies), poor road infrastructure network and prevalent poverty, most women in the BARMM are deprived of education. Most of these women do not have higher educational degrees and barely finished their high school.

In the targeted communities of Sibutu and Sitangkai, education is a primary concern. Sibutu has two (2) school districts. District I is located on the western side of the island while District II is on the opposite side. There are 12 elementary schools, six (6) junior high schools, and two (2) senior high schools. There is a low tertiary school completion rate in Sibutu reaching only 55%. This can be attributed to the fact that there is no school on the island offering tertiary education. This is exacerbated by the restrictive financial constraints that hinder some students from pursuing higher education. There is also no vocational school on the island. The Technical Education and Skills Development Authority (TESDA) conducts vocational classes on the island only once a year. The literacy rate of Sibutu is only 76% which is too low for a country with an average 99.27% literacy rate.<sup>31</sup> This can be attributed to the little to zero interest in schooling manifested by its population who faces extreme poverty. In the Socio-Economic Perception (SEP) survey conducted, only 12.6% of the surveyed household members have reached tertiary education (college level) wherein half of those (6.4%) have finished their college education. This also conforms to the trend of the tertiary school completion rate of Sibutu.

On the other hand, Sitangkai has 10 elementary schools offering complete pre- and elementary education, three (3) junior high schools, and one (1) senior high school. In the Socio-Economic Perception (SEP) survey, only 9.1% of the surveyed household members have reached tertiary education (college level) wherein half of those (4.9%) have finished their college education. Only 28.2% of the surveyed household members have reached the elementary level wherein almost one-third (9.9%) of those were graduates of elementary education. Also, only 17.6% of the surveyed household members reached the secondary level of education and only 6.7% were able to graduate from the old secondary curriculum, 2.1% were able to finish junior high school, and 1.6% finished senior high school.

<sup>28</sup> NDHS 2022, p. 279.

<sup>29</sup> [philippines\\_summary\\_2008.pdf \(jica.go.jp\)](#)

<sup>30</sup> <https://actionagainsthunger.ph/wp-content/uploads/2021/06/2019-Gender-Analysis-Philippines.pdf>

<sup>31</sup> <https://www.globaldata.com/data-insights/macroeconomic/literacy-rate-in-the-philippines/>

In the targeted communities of Sibutu and Sitangkai, the circle of life of children and youth follows that of their parents, as there is insufficient support to enable access to better and higher education.

### 3.2.3 Access to water

Without safely managed water, sanitation and hygiene (WASH) services, women and girls are more vulnerable to abuse, attack and ill-health, affecting their ability to study, work and live in dignity. Women and girls usually have the responsibility of fetching water. This can be a dangerous, time-consuming and physically demanding task. Long journeys by foot, often more than once a day, can leave women and girls vulnerable to attack and often precludes them from school or earning an income. For women and girls, sanitation is about personal safety. Having to go to the toilet outside or sharing facilities with men and boys puts women and girls at increased risk of abuse and assault. Women and girls have specific hygiene needs. A clean, functional, lockable, gender-segregated space is needed, with access to sanitary products and disposal systems, for women and girls to manage menstrual hygiene and pregnancy. Lack of safely managed water and sanitation is an equality issue. Women and girls are disproportionately affected by poor water, sanitation and hygiene services and facilities. However, their voices and needs are often absent in the design and implementation of improvements, thereby ensuring their continued marginalization.<sup>32</sup>

Globally women and girls collectively spend over [200 million hours](#) every day fetching water from far-off wells, rivers, and collection points.<sup>33</sup> This unpaid labour prevents them from participating in and contributing to the formal economy.<sup>34</sup>

Traditionally water management—the science and engineering of the resource—and water policymaking have been male-dominated spaces, much like other fields of governance. The role of women within water decision-making spheres, both at the domestic level and even more so at the international, transboundary space, has been unrecognized and overlooked. Domestic water management, which is more focused on supply management through infrastructure development, is a very top-down political process and is managed through patriarchal structures highly dominated by men on the political as well as technical sides. A [World Bank study of 28 economies](#)<sup>35</sup> showed that fewer than one in five workers in the water utility sector were women. This imbalance often results in water management, distribution, and access processes which are oft-times fundamentally ignorant to the needs of women and young girls.



Investment in water systems in small island communities can provide multiple socioeconomic benefits. The provision of clean water to households facilitates improvement in health and sanitation, reduction of poverty, improvement in food production safety, and support of sustainable development.

Enhanced access of women to clean water can increase their livelihood opportunities

- Women have the responsibility to collect water that is used for cooking, drinking and personal hygiene; they travel long distances (time poverty) → an investment in water systems can free up women's time
- water for livelihood: Women and children need water for daily chores, e.g. cooking, hygiene of elderly, children and sick, person hygiene during pregnancy and menstruation → access to clean water can improve health of women, children and elderly
- Women do not play a role in decision making in water → women's involvement in water decision making can make water system more inclusive
- Due to their role women are more impacted by climate change (water scarcity caused by climate change, extreme weather events, etc.) → water systems can make women more resilient to climate change

<sup>32</sup> <https://www.unwater.org/water-facts/water-and-gender>

<sup>33</sup> [Women And Water - A Woman's Crisis](#), <https://water.org/our-impact/water-crisis/womens-crisis/>

<sup>34</sup> <https://www.stimson.org/2022/the-women-water-and-policy-nexus/>

<sup>35</sup> <https://openknowledge.worldbank.org/bitstream/handle/10986/32319/140993sum.pdf?sequence=5&isAllowed=y>



Women and girls usually gather and chop wood for firewood (fuel) used in cooking. They normally live in stilt houses made of light materials.

Several remote communities such as Sibutu and Sitangkai still suffer from unclean water and inadequate sanitation, hindering the community's sustainable development. With the proposed integrated water resource management (IWRM) system, these remote off-grid island communities will be able to access clean water that is safe to use for drinking and other household domestic activities. Improved water supply in these communities is seen to improve women's and children's health, enhance their economic growth, and boost productivity in different sectors. Currently, women and children in Sibutu spend per day about 30 minutes to 1 hour to fetch 1 (20-Liter) container of drinking water, while in Sitangkai, it takes about twice to 3 times as long, so approximately 90 minutes to 3 hours per day due to potable water scarcity. In some instances, people use untreated rainwater or brackish water for drinking and cooking, which leads to poor health and well-being. Acute watery diarrhea is still the top disease-causing morbidity in the region due to scarcity of clean potable water.



Rudimentary rainwater harvesting system for household use like laundry and cleaning.

When water is supplied ideally at Level III to the households, time spent to fetch water is reduced, thereby increasing time spent on more productive activities. Improved water access through the IWRM system can also support reduction in poverty, reduction of marginalization in communities, and increased economic opportunities for various sectors.

This, in turn, improves both social and economic development in these communities. However, the overall investment in improved water supply and sanitation systems are considerable, especially for poor communities on the two islands. The willingness to pay among community stakeholders as well as their acceptance must be carefully considered and established. Moreover, feasibility of such endeavors can be met with full government support and sustainability can be achieved through private sector and local government partnerships.



The establishment of an integrated water resource management (IWRM) in Sibutu and Sitangkai can open opportunities for gender equality, women's empowerment and youth involvement as identified by the Water Study for this project (see Annex of the project document).

### 3.2.4 Access to Energy and employment in the energy sector

Access to energy, alongside access to clean water and food is the basis for human well-being and livelihoods, economic activities and sustainable development. Energy is a fundamental component in all subsistence, productive and leisure activities. The quality and quantity of available energy determines the quality of life of the users in addition to the effectiveness and efficiency of activities. The same energy service may in fact affect men and women in varied ways, with different economic and social results. It is not only the gender division of labour which results in different energy needs, but there are also different perceptions of the benefits of energy and the capacities to access those benefits based on gender. Hence, interventions that are connected to sustainable energy are needed to address gender equality.

In the targeted communities Sibutu and Sitangkai the electricity needs of both island municipalities are supplied by diesel-fired power plants (DPP) owned and operated by the NPC-SPUG<sup>36</sup> for 24 hours a day. Electricity distribution in both islands is managed by the Tawi-Tawi Electric Cooperative (TAWELCO).

Sibutu Island is currently served by two (2) NPC-SPUG diesel-fired power plants. Serving eight barangays, Sibutu's DPP in Barangay Datu Amilhamja Jaafar has an installed capacity of 0.786 MW and a dependable capacity of 0.590 MW. Serving another eight (8) barangays, the Tandubanak DPP in Barangay Taungoh has an installed capacity of 1.045 MW and a dependable capacity of 0.800 MW.

Meanwhile, Sitangkai's DPP has an installed capacity of 2.109 MW and a dependable capacity of 1.110 MW.

A previous project implemented by UNIDO has recently installed a 0.650 MW solar PV-diesel hybrid system in Taungoh, Sibutu and a 1.0 MW solar PV-diesel hybrid system in Tongmageng, Sitangkai. These two hybrid systems are expected to serve the islands' electricity needs in 2023. The locations of the existing diesel-fired power plants and solar PV-diesel genset hybrid systems of both islands are considered favorably for utilizing excess energy to support clean water provision, and in this way addressing the pertinent energy-water nexus issues.

### 3.2.5 Climate change

Women often face higher risks and greater burdens from the impacts of climate change in situations of poverty and due to existing roles, responsibilities and cultural norms. For example, in Sibutu and Sitangkai, women are responsible for household energy, food, water and care for the young and elderly. Climate change amplifies existing gender inequalities and poses unique threats to women's and girls' livelihoods, health, and safety since during droughts women have to travel further to collect water, they have to work harder to secure income and resources for their families. This puts added pressure on children, often girls, who often have to leave school to help their mothers manage the increased burden.

Climate change (such as sea level rise, extreme weather events such as droughts and storms, heatwaves, increased sea surface temperature) has a strong impact on agricultural production systems and the availability of water. These include:

- low productivity of seaweeds → decreased income → limited livelihood opportunities, kids drop out of school to help increase family income
- decreased availability of water → impact of nutrition and health, women need more time to collect water, girls drop out of school to help mothers collect water → deteriorated livelihood opportunities, reduced life expectancy

Rural communities are in the front lines in the battle to improve food security. At the same time, these communities must also cope with changing climate conditions. Gender is one critical dimension of this diversity. It shapes men's and women's roles and opportunities, and consequently determines their access to and control over the resources and processes needed for dealing with climate change. Accurate climate information and the ability to interpret it allows farmers to plan and make better decisions on how to adapt to climate change. Due to the gendered division of labour and gender-based power structures, women

- tend to be more vulnerable to climate change
- usually have lower access to production inputs, resources and information
- are not involved in decision making, rendering the adaptation efforts gender blind
- sometimes cannot diversify their income resources due to traditional gender norms and roles

This often makes women more vulnerable in times of crisis and climate change.

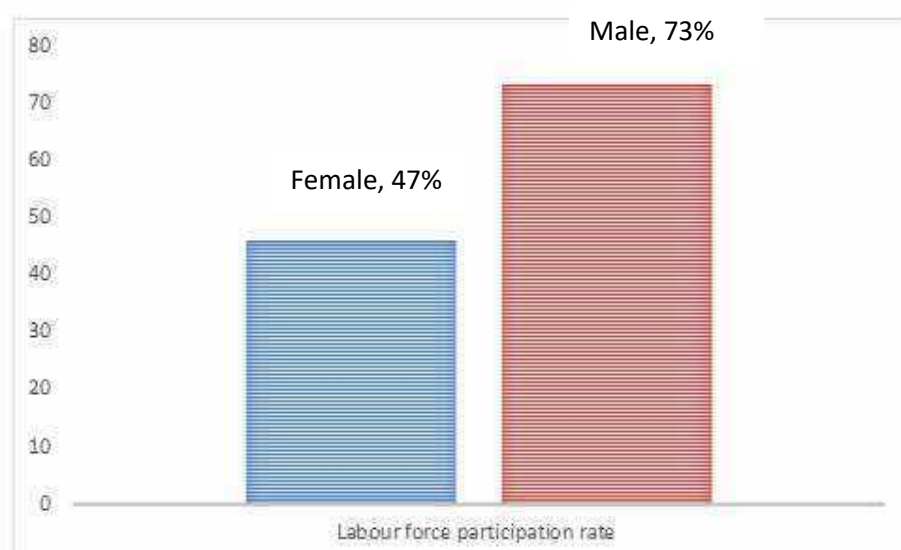
---

<sup>36</sup> National Power Corporation-Small Power Utilities Group

### 3.3 Who does what?

Despite the great efforts of the Philippines to promote decent work and gender equality both in law and practice, there still remain some challenges that the country faces. The labor force participation rate of women remains lower than that of men which could be attributed to the prevalence of gender-based discrimination at the workplace particularly discrimination in hiring, retention and advancement of women workers, sexual harassment, wage gap and limited flexible work arrangement, among others. Moreover, the issue on unpaid care and the concentration of domestic and care work to women compound on the multiple burden which limits on their full participation in the labor market<sup>37</sup>. The limited and unequal participation of women in economic opportunity has a direct impact on the country's economic growth and development. The labor force participation rate of women is about 47% while men is approximately 73% — which is 26% lower than that of men in 2020.

Approximately, 10% of working women are **employed** in the industry sector. The Philippines is the only country in the world where women have parity to men in senior management roles.<sup>22</sup>



There is a strong gendered division of domestic labor with women having primary responsibility for household and care work and a higher total work burden relative to men. In the Philippines, women provide 84% of the total household time allocated to child care.<sup>38</sup> Gendered social norms contribute to women having greater responsibility for, and time commitments to, domestic and unpaid care work, and this has been slow to change despite women's increased participation in, and time allocated to, paid work. Relatively high fertility rates continue to raise the demand for women's unpaid labor, especially given the low provision of child care services<sup>39</sup>. One major indicator of decent work is the level of remuneration. Low-wage work is generally indicative of a lack of decent work and is more prevalent among women. Over the past decade, the average daily basic pay, in real terms, has declined for both women and men in the Philippines. Among employees, the gender wage gap based upon the daily wage rate shows a slight wage advantage for women in the Philippines. However, once human capital gender differences are taken into account, the gender wage gap is between 23% and 30%, demonstrative of the high level of gender inequality in the labor market.<sup>21</sup>

In the targeted Muslim communities of Sibutu and Sitangkai, as in the case of BARMM in general, the roles of women are somewhat skewed. Due to some cultural practices and barriers, many of the prevalent gender issues are kept unspoken but still observed in many of its communities. Glimpses and images of gender issues are clearly illustrated where energy-water access is concerned. Women may find themselves paid for work and have for themselves some work, and this is now slowly becoming acceptable, especially when women have good education; however, as in cultural norms, staying at home is viewed as not discriminatory with many of the women agreeing that it is a woman's job to look after the family and manage home and family, and the men's role is to earn money for the family.

<sup>37</sup> [Labor and Employment | Philippine Commission on Women \(pcw.gov.ph\)](https://pcw.gov.ph)

<sup>38</sup> [Asia Still Lacks Decent Jobs for Women | Asian Development Bank \(adb.org\)](https://adb.org)

<sup>39</sup> [Gender Equality in the Labor Market in the Philippines | Asian Development Bank \(adb.org\)](https://adb.org)



Women and girls sell goods at home to augment family income.

Strong family culture promotes this concept and thus, women may be constrained or not have the freedom to exercise and make decisions for themselves. As a consequence of this strong family culture, the concern is about women's conviction on their 'subservient' role to their husbands which tends to reinforce male-domination at the household level and in terms of the political affairs of the community and the region is general. **Consequently**, women are in charge of ensuring there is enough food and water in the household. It is their duty to fetch water for household use, and this is very difficult, when water is not available nearby, as in the cases of Sibutu and Sitangkai communities. The same goes for food, especially when the husband's income is insufficient (which is often the case) to support the basic needs of the family. Another consequence related to extreme poverty (lack of access to finance, employment, basic needs) is that children are now involved in earning income to support the family, getting enough money to support covering basic needs (water, fuel/firewood, agri-and sea-products for food) and no more time to focus on their education.<sup>40</sup>

In BARMM communities, where the Muslim culture is predominant, women lack the access to employment, finance, and economic productivity. In seaweed farming, it is often the men who grow/farm the seaweeds, while women and children do the supporting roles in the process, e.g. preparing the ties for seaweed seedlings, post-harvest operations such as drying, segregation, and cleaning. Seaweed farming is most often a family affair, where all members of the household are involved, while the men/sons/brothers focus on the actual seaweed farming and harvesting, and also often fishing and gleaning, spending their working hours at sea.

In a typical family, men find work and earn money (e.g. seaweed farming, fishing). Women always have the supporting roles, in addition to the management of family and household, which include ensuring the adequate supply of food, water, energy (fuel/firewood), and other family needs.

**Agriculture** is one of the largest sectors of women's employment in the Philippines and is identified as a priority for development and export, with food security being an important goal. Despite ongoing agrarian reform, when compared with men, women own less land in their own name than men and are disadvantaged through inheritance laws and land titling systems and in their ability to purchase land. Women are more likely than men to be responsible for subsistence crops and to lack access to cash crops and the resulting income. Furthermore, women receive less agriculture extension training and less credit.<sup>21</sup> The industry sector accounts for only about 10% of women's employment, indicative of the challenges in promoting productive and decent work for women.

In the Philippines, from 2000 to 2011, there was a shift in women's employment out of both the agriculture and industry sectors and into services. Specifically, among women, the share of total employment in agriculture fell from 23.9% to 21.7%; the share of total employment in industry fell from 13.3% to 10%; and the share in services rose from 62.8% to 68.3%. Among men, the employment share in industry remained stable, at about 18% over this period. The declining share of women's employment in the

---

<sup>40</sup> Mahinay, A.C., Tato, S.A., Traje, A., Romo, G.D.A., Sarmiento, J.M.P. 2022. Women in BARMM: Towards Normalisation of Major MILF Camps in Mindanao, Philippines. VSO Philippines, 54 pp.

industry sector suggests a deteriorating environment for decent work for women.<sup>41</sup> The overarching manufacturing policies are essentially gender blind, and the government appears to be crafting an integrated manufacturing plan to increase growth and diversification. Such a plan is needed to ensure identification of subsectors and products that can enhance women's employment and that also make provisions to include rural women.

The services sector is large and heterogeneous in productivity, incomes, and decent work. The wholesale and retail trade and services (WRTS) sector accounts for a large share of women's employment in the Philippines and typically comprises self-employed workers and microenterprises that sell food and household goods. Women are overrepresented, accounting for approximately 60% of all WRTS workers in the country. Public or government-related employment typically offers more opportunities for decent work and social protection than private sector employment. For example, in the Philippines, a relatively high-skilled occupation related to the public sector—officials of government and special-interest organizations, corporate executives, managers, and supervisors—has an average wage of 2.4 times the average wage for women. In addition, public sector employees are more likely than employees in the private sector to have access to social insurance, particularly pensions. There are opportunities for expanded employment and decent work in the public sector for women, given that women's share of employment in the public administration sector is only 40%. Furthermore, while women have some access to public sector employment, they may still experience a glass ceiling and wage discrimination, given their levels of education, experience, and ability.

Businesses tend to be small in size in the Philippines, where, in 2011, 91% of all enterprises were microenterprises employing fewer than 10 people (Department of Trade and Industry Micro, Small and Medium Enterprises). Although all owners of micro- and small enterprises experience a variety of challenges, women entrepreneurs face additional constraints. In the Philippines, women owned 55% of newly registered businesses in 2010. However, it is more common not to register businesses and thus sex-disaggregated data on these unregistered businesses are limited. One estimate indicates that women own 34% of unregistered enterprises, but this estimate may be low because informal enterprises include agriculture households, which are more likely to be counted as being owned by men. Among new businesses registered by women, 51% engage in retail activities, 41% engage in service, and only 5.5% engage in manufacturing (GTZ 2010, 45-46 and Table 7). Constraints faced by women entrepreneurs in the Philippines include limited access to capital and credit, due to lack of collateral; limited access to value-enhancing inputs such as business development services, technology, and training; lack of information; high transaction costs on business development services and credit; and domestic and care responsibilities, which restrict the time available to operate an enterprise (PCW 2012).

Analysis of gender inequality in the labor market must take account of gendered constraints arising from informal and formal norms, beliefs, regulations, and laws<sup>41</sup>. For example, due to social norms, beliefs, and values within family and kinship systems, women have more limited resources in the form of assets, time, and social contacts. In addition, women's greater responsibility for unpaid domestic and care work affects their ability to engage in paid work on the same terms as men. This may be explained by the patriarchal system in the Philippines, where men are traditionally believed to be the main breadwinners while women are responsible for childbearing. In the Philippines, women are still strongly tied to their traditional roles as mother, wife, and housekeeper.

Women in impoverished, rural areas of the Philippines have limited educational opportunities and they experience greater gendered stereotypes that prevent them from engaging in natural resource management. Women, especially in the Mindanao province, have very limited exposure to decision-making processes. There is a preference to send sons rather than daughters to school, restricting daughters' ability to pursue a living outside the informal economy and receive education.<sup>42</sup>

### 3.3.1 Water

In the targeted communities Sibutu and Sitangkai women are responsible for all household chores and are primarily responsible for finding resources needed for their family to survive. Fetching water is one of these chores. According to statements during a consultative meeting, men are not allowed to fetch water, only women and children. Therefore, women are disproportionately affected by water scarcity or by unclean water sources.

Since women and children (specifically girls) bear the primary responsibility of collecting water, a more efficient water supply system that could ideally provide level III access to water supply could reduce time spent for collecting water, which typically inhibits women and children from making more productive use of their time.

---

<sup>41</sup> For structures of gender constraints, see Kabeer (2008). For empirical support for a negative relationship between inequalities and social institutions and women's LFPR, see Jutting et al. (2008).

<sup>42</sup> [Women in environmental decision making: case studies in Ecuador, Liberia, and the Philippines | IUCN](#)

Table 8 provides a summary of the anticipated impacts of the proposed water supply systems in the two municipalities to women and youth.

**Table 8: Anticipated Impact to Women and Youth**

Key Indicator	Impact to Women	Impact to Youth
<b>Economic</b>	<ul style="list-style-type: none"> <li>- Equal opportunities to be directly or indirectly employed in the IWRM</li> <li>- Time spent to collect water will be redirected to other productive activities such as seaweed farming and engaging in small business, handicrafts and cottage industries adding to their household income</li> <li>- Increased freedom to access and control funds and manage their own personal affairs</li> </ul>	<ul style="list-style-type: none"> <li>- Opportunities to be directly or indirectly employed in the IRM</li> <li>- With employment, increased access and control to funds which supports financial freedom</li> <li>- Increased time for education also translates to increased economic opportunities</li> </ul>
<b>Technical</b>	<ul style="list-style-type: none"> <li>- Improved technical capabilities, thereby increasing employability</li> </ul>	<ul style="list-style-type: none"> <li>- Improved technical capabilities, thereby increasing employability</li> </ul>
<b>Social</b>	<ul style="list-style-type: none"> <li>- Reduced poverty</li> <li>- Improved health, sanitation, and hygiene for women, specifically, and for the family and community, generally</li> <li>- Reduction in water-borne diseases and improved safety in cooking</li> <li>- Increased time to care for their families</li> <li>- Increased time to be involved in social and cultural affairs of the community</li> <li>- Improving emancipation from gender inequalities and discrimination</li> </ul>	<ul style="list-style-type: none"> <li>- Time spent to collect water can be redirected to increased time in education or in participation in youth activities within the community</li> <li>- Improved sanitation and hygiene practices</li> <li>- Reduced inequality for children, especially girls</li> </ul>

### 3.3.2 Seaweed

In the targeted communities Sibutu and Sitangkai seaweed farming was commonly reported to be a family affair.

Seaweed farming is a family enterprise with family members, both immediate and extended, helping out during the pre-farming preparation, farming, harvesting, and drying. Children, including those of their neighbors, help, which makes them miss school.

Women are involved in all stages of the cropping cycle and post-harvest processing—from prepping and tying the seedlings to the lines in the farm, setting up the lines, to maintaining the growing seaweeds, drying, and packing. In addition, women also sell fresh seaweeds in the markets.



	
<p>A typical woman or girl's chore, helping in the preparation of seaweed seedlings tied with plastic straw (blue ties) or in untying the harvested seaweeds from its rope.</p>	<p>Drying seaweeds on bamboo floors, at the front yards of stilt houses. Women and children usually take care of drying and harvesting these raw seaweeds, and ensuring they are not wet again when it suddenly rains.</p>
	
<p>Some girls helping in preparing plastic ties and floaters (empty plastic bottles) to be used for hanging seaweed seedlings.</p>	<p>Hanging and drying harvested seaweeds, typical chores of women and children at home.</p>

Currently no data is available that is needed for the baseline, and it is recommended to collect gender and age disaggregated information for the following indicators:

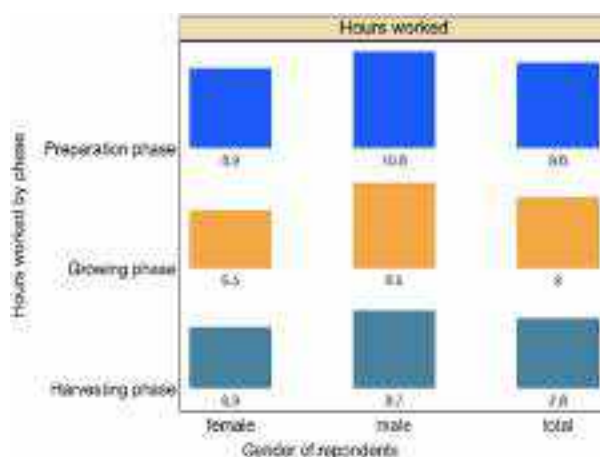
- Farm owners: male, female
- Employees per farm
  - o Most farm owners seem to rely only on informal family labour, indicating that seaweed farming is a family venture.
  - o Another study for an island in Philippines indicated that the average number of women engaged in seaweed production tends to be higher compared to the average number of men, either in farms which rely entirely on family labour or in farms which do not solely rely on family workers. A reason might be that employment in



aquaculture, and in particular female employment, tends to be informal (ILO, 2021; Kruijssen et al., 2018; Elson, 1999).

- Salary of women, men
  - However, women farmers **are not compensated** for their contribution to the farm because their labor inputs are not considered as part of the capital investment. In addition, women farmers are not considered important players of the industry because of their limited knowledge, lack of skills, training and lower level of education compared to their male counterparts. They learned to farm through their own initiative and hands-on activities. The male farmers attribute their success in farming to the skills and experience gained from farming for a long time. Skilled and experienced farmers were more likely able to address problems such as ice-ice infection, epiphyte infestation or extreme weather conditions. It is important to note that a good education would improve the capacity of seaweed farmers to think critically and manage their farms effectively.
  - o Another study for similar islands in Philippines<sup>43</sup>, data showed that female workers were always and significantly paid less than male workers both in those seaweed farm operations relying solely on family contributions and in farms with owners also employing workforce outside the family circle. In case of family-only supplied labour men earned 45.4% more than women, while in case of salaried work in seaweed farms which used family as well as non-family inputs men were paid 66.7% more than women.
  - o The findings from another study for similar islands in Philippines<sup>44</sup> show that female participation in seaweed production is considerable, but women and men do not receive equal remuneration; women earn less than men on average irrespective of working in a family business context or working outside a family-owned business. This suggests that women contribution is overlooked and that gender power relations are unbalanced in the context of seaweed farming activities. Power dynamics, at work and in the household, are not solely shaped by economic returns; there are other interconnected factors at play (i.e. access to or control over productive resources and/or personal decisions, different occupations, social context, geographic locations, cultural norms, etc.) (Kruijssen et al., 2018; Richardson, 2018) which may prevent women from benefiting equitably from their participation in seaweed production.

The study showed that women tend to work less hours overall compared to men in the graphic indicting the gendered division of labour - it needs to be analyzed if these findings also apply for Sibutu and Sitangkai:<sup>45</sup>



In another recent study,<sup>46</sup> it is reported that the majority of seaweed farmers preferred to sell dried seaweeds as it was among the primary requirements of the traders in the villages and more than half (67%) of the women seaweed farmers chose this option. Further, the women seaweed farmers of Tawi-Tawi solely learned the seaweed farming techniques through observation and involvement in the different seaweed farming activities conducted by their parents or husbands. While the households served as the primary training ground for seaweed farming among the women, the men had relatively more sources of information and had

<sup>43</sup> <https://www.sciencedirect.com/science/article/pii/S0743016723000918>

<sup>44</sup> <https://www.sciencedirect.com/science/article/pii/S0743016723000918>

<sup>45</sup> <https://www.sciencedirect.com/science/article/pii/S0743016723000918>

<sup>46</sup> Suyo JGB, Masson VL, Shaxson L, Lhan MRJ, Hurtado AQ, 2020. A social network analysis of the Philippine seaweed farming industry: unravelling the web. Marine Policy 118 (2020) 104007.

participated in trainings conducted by the government and NGOs. In this study, the overall results show that men seaweed farmers were provided with more options for sources of information and skills on seaweed farming than women. It is noted further that no women in Tawi-Tawi or Zamboanga City (city near Tawi-Tawi) participated in any formal trainings on seaweed farming.

In terms of resources, the study reported that women in Tawi-Tawi always ask funds from family members (e.g. husbands) in procuring farming materials for seaweeds such as soft ties, floaters, and ropes, while in other areas like Bohol (Central Visayas), women can supplement their budget by availing of credit provided by village traders and other micro-credit facilities.

The study notes that gender relations in the seaweed farm sites were dictated by the economic needs, ensuring steady income for the family, however, traditions still influence the farmers' perceptions in what activities men and women can participate. As an example, the primary consideration for the distribution of responsibilities in seaweed farming is physical strength. Women are mostly associated to activities which are less physically straining, e.g. seedling preparation, while farm construction and management in the sea are associated with men.

Gender as a constraining factor was likewise observed in terms of knowledge of seaweed market, organizational membership for access to resources, and access to technology, trainings and material/financial resources. Mostly, men in Tawi-Tawi are relatively better off compared to women in these terms, since men are regarded as the heads of the family, and thus, the decision-makers in the seaweed farming business.

In the study of gender-inclusive value chains in the case of seaweed farming,<sup>47</sup> results show that “though men are very visible in the different nodes of the chain, women have significant involvement in production, post-harvest, and in marketing segments. Although women are not directly paid for their efforts considering that seaweed farming is generally a family venture, they contribute a considerable share to the family income. Further, results revealed that technical assistance to the farmers was a potential strategy to enhance the participation and gains of the husband-farmers, together with the wives/women involved in seaweed production. Having these gender-specific results highlights the importance of integrating gender in the value chain research and initiatives.”

### 3.4 Who decides?

The 1987 Constitution of the Philippines paved the way for the Women in Development and Nation Building Act and the Magna Carta of Women, which was signed into law in 2009. These promote women's participation and representation in political and other decision-making bodies and processes, recognize gender mainstreaming (or integrating gender equality and women's concerns) in government as an implementation strategy, and provide the basis for the inclusion of a **gender and development (GAD)** budget in the national budget law, which began with the 1995 General Appropriations Act.<sup>48</sup> The Philippines appears to be the strongest performer from a policy standpoint; having been a leader, especially within Southeast Asia, for enacting gender-sensitive policies and other policies pertaining to women's rights since the late 1980s.

As early as 1937, Filipino women were already allowed to vote and stand for election. Further, as early as 1941, a woman had already been elected into Parliament (the first in the region). The Philippines takes pride in having numerous Filipino women who played significant roles in the United Nations to advance women's global agenda. Filipino women already occupied high positions in the U.N. Commission on the Status of Women in 1964. They have also sat as Commission on the Elimination of All Forms of Discrimination Against Women (CEDAW) Committee Chair and Experts. There are more women employees than males in the Philippine government bureaucracy. However, Filipino men dominate as decision makers and managers while women are predominant professionals in government. The Philippines had two women Presidents. While the incumbent President is a woman, the percentage of elective positions occupied by women is less than a fifth of the total number of positions.<sup>17</sup>

Nevertheless, according to the World Economic Forum's Global Gender Gap Report of 2022, the **political empowerment gap has widened** considerably over the past years until 2020 and remained dropped to 35th position in 2022. This downgrade is almost entirely attributable to lower women representation in the cabinet, which declined from 25% to 10% (8.57%) between 2017 and 2019. Women representation in the parliament was also slightly down and stood at 28% at the beginning of 2019.<sup>49</sup> According to the Gender Equality and Women Empowerment Plan of the Philippine Commission of Women<sup>50</sup>, there remains a huge gender gap

<sup>47</sup> Ramirez PJB, Narvaez TA, Santos-Ramirez EJS, 2020. Gender-inclusive value chains: the case of seaweed farming in Zamboanga Peninsula, Philippines. Gender, Technology and Development. <https://doi.org/10.1080/09718524.2020.1728810>

<sup>48</sup> DOE Toolkit for the Energy Sector

<sup>49</sup> <https://www.weforum.org/reports/gender-gap-2020-report-100-years-pay-equality/>

<sup>50</sup> <https://library.pcw.gov.ph/wp-content/uploads/2022/07/PCW-Updated-Gender-Equality-and-Womens-Empowerment-Plan-2019-2025-2022.pdf>

in women's political participation. Women face a challenging environment for political participation and there is prevalence of VAW in public and political life. The proportion of occupied elective positions shows higher than 50% gender gap at 23.1% or 4,180 women and 76.9% or 13,888 men. Women as public leaders have been active and visible but have been consistently politically attacked, as well as targeted by sexism and misogyny. There is a need for heightened protection of women and girls from gender-based violence, including the newly emerging online sexual bullying, harassment, and exploitation. Related to this is the alarming decrease in reporting of gender-based violence (GBV) and documented accounts of breakdown of referral mechanisms.

However, in natural resource management, in many areas of the Philippines, gender quotas and women's engagement appear to be strong on paper, but there are inconsistencies in some areas/sectors in upholding those policies and gender quotas for women's participation.<sup>23</sup> Women's involvement in community level processes regarding the environment varies by region. In some areas, women and girls have very limited exposure to decision-making processes, women and girls are less educated, and stronger patriarchal roles prevent women from engaging in resource management discussions.

It appears that women in the Philippine national government are also not taking on top positions. Only 20% of Philippine ministers of environment are women and only 36% vice ministers of environment are women.<sup>23</sup> It is possible that women in government may be better represented at lower levels of governance (as directors, division chiefs, etc.) and suggest that women in the Philippines are experiencing the "glass ceiling effect", whereby women struggle to advance their careers and achieve top position due to gendered barriers in the workforce.

However, women's involvement in civil society and particularly international environmental delegations is strong. While women's representation as NGO presidents/executive director was only about 33%, women constituted roughly half (47%) of board members. Government delegates for UNFCCC COP19 were 67% women and 71% women for UNCBD COP11.<sup>23</sup> With the exception of UNCCD COP11, women's strong performance in international environmental delegations could be a result of the Philippines' gender-responsive development policies.

Since 1989, to strengthen women's voice and influence in natural resource management and policy, the Department of Environment and Natural Resources (DENR) has initiated several mechanisms, including the creation of the Technical Working Committee on Women (TWCW) to serve as DENR's Women in Development Focal Point (PCW, 2009). The TWCW's function was to ensure that DENR policies, programmes and projects met the needs and interests of the women they served, as well as the interests of their women employees. The Philippine Strategy for Sustainable Development (PPGD) also set specific objectives, "to ensure the full participation in and benefit by women from sustainable development," (PCW, 2009). These objectives include gender mainstreaming and the promotion of women in decision making (PCW, 2009). However, despite the Philippines' policy advances, women still face certain obstacles, notably a male-dominant culture, which women experience to varying degrees across different areas of the Philippines and socioeconomic status. In the higher socioeconomic bracket, it is more difficult for women to obtain high-level environmental decision-making positions. For example, women can occupy high-level positions in the environmental sector but they must have the academic degree (master's degree or Ph.D. with experience), while men occupy these positions without the same academic credentials and are hired solely based on their experience..

In the targeted communities Sibutu and Sitangkai tend to have no parliamentary representation. Most women do not hold any important positions in their villages to have the chance to lead, more so in bigger communities of the political and governance system. Most of the time, the elders, tribal and community leaders are men. When there are women holding positions, they are often regarded as the representatives of their father or husband or brother.

Findings from a study for a similar islands in Philippines<sup>51</sup> showed that women were less likely than men to make decisions regarding **seaweed aquaculture** production, from preparation to materials to buy (e.g., tools, equipment, raw materials) as well as how to use seaweed farming income. However, women were more likely to have greater influence over household decisions than men.

---

<sup>51</sup> <https://www.sciencedirect.com/science/article/pii/S0743016723000918>

## 3.5 Who benefits?

### 3.5.1 Stakeholder assessment

A guiding principle of the project is to ensure that both women and men can equally lead, participate in and benefit from the project (UNIDO Gender Policy 2019) and to comply with relevant laws and regulations. Therefore, it is important to analyze the stakeholders involved.

The project will target:

- End users, including women and men in the targeted communities in Sibutu and Sitangkai who utilize water and who are involved in the seaweed value chain
- Policy makers and decision maker involved in policies and decisions at the national and local level (local government units - LGUs)
- NGOs and CSOs promoting gender equality and the empowerment of women
- Academia and other educational/research institutions, which can provide appropriate knowledge and information, trainings and workshops, and further advice
- Business and industry, which can provide further investments and access to finance, to further develop economic productivity, with the adequate supply of clean energy and potable water

Special efforts will be made to promote equal participation of women and men, both at managerial and technical levels, as consultants, participants, entrepreneurs, mentors, etc. in all stages of project implementation.

The stakeholder assessment in the Philippines took place during the Project Preparation phase in forms of bilateral meetings with several national stakeholders. The discussions and a desk review led to identification of some organizations, initiatives and associations that promote GEEW. This will potentially support the implementation of the project in terms of gender responsive outreach, networking, mentoring, and strengthening gender-responsiveness of national institutions relevant for policy development. Relevant stakeholders are summarized in the following table. The possible scope for collaboration with those organizations is also indicated tentatively and will be confirmed through stakeholder consultations.

Moreover, it is important to assess the capacity of the project stakeholders to execute the gender mainstreaming strategy of the project, since their capacity could affect compliance with the Gender Mainstreaming Strategy and Action Plan. This will be done during project inception. The activities could include the following:

- enhancing their awareness on women's role in the seaweed value chain
- building their capacity to mainstream gender into their work
- appointing an ESP compliance and gender focal point
- sharing guidelines for execution entities to comply and to ensure 'opportunities' are identified and exploited.

**Table 9: Stakeholder**

ORGANISATION	Description	Potential scope of Cooperation									
		Location	Website	Energy-gender expertise	Energy-water expertise	Access to gender experts	Access to women leaders /speakers	Support for Events and outreach	Mentoring for women	Project execution support	Training / Gender Sensitization
International Network on Gender and Sustainable Energy (ENERGIA)		Netherlands but Active in Asia and Africa	<a href="https://www.energia.org/">https://www.energia.org/</a>	x		x	x	x		x	x
Women in Renewable Energy (WIRE)		Worldwide	<a href="https://www.womeninrenewableenergy.ca/connect">https://www.womeninrenewableenergy.ca/connect</a>	x			x		x		
Women in Renewables Asia (WiRA)		Shanghai	<a href="https://www.womeninrenewables.org/about-us">https://www.womeninrenewables.org/about-us</a>	x				x	x		x
Global Women's Network for the Energy Transition (GWNENET)		Worldwide	<a href="https://www.globalwomenenergy.org/">https://www.globalwomenenergy.org/</a>	x		x	x	x	x	x	x
Women in Cleantech and Sustainability (WICS)		USA	<a href="https://www.womenincleantechsustainability.org/">https://www.womenincleantechsustainability.org/</a>	x			x				
National Economic and Development Authority		Philippines	<a href="https://www.neda.gov.ph/">https://www.neda.gov.ph/</a>							x	
Gender Focal Point of MINDA	- Executing entity - Chair of the Project Steering Committee	Philippines								x	

## Gender Assessment and Draft Gender Action Plan

	<ul style="list-style-type: none"> <li>- Partial execution of component 2 of the project (2.1.4 – knowledge dissemination in the region)</li> <li>- Partial execution of component 4 of the project (4.1.2 – knowledge management and dissemination)</li> <li>- Partial execution of component 5 of the project (Activity 5.1.1 – consultation)</li> </ul>										
Gender Focal Point of BARMM Government (MILG, MENRE, MAFAR)	<ul style="list-style-type: none"> <li>- Potential co-executing partner for project activities (components 1 – 5),</li> <li>- Support in capacity building activities and knowledge dissemination.</li> </ul>	Philippines								x	
Gender Focal Point of the Local Government of Sitangkai	<ul style="list-style-type: none"> <li>- Provision of land for the desalination system and PV system extension</li> <li>- Support in organizing civil works (building of desalination plant, PV system extension and water distribution system)</li> <li>- Support in capacity building activities</li> <li>- Setting up water districts and water management board.</li> </ul>	Philippines								x	
Gender Focal Point of the Local Government of Sibutu	<ul style="list-style-type: none"> <li>- Provision of land for the desalination system and PV system extension</li> <li>- Support in organizing civil works (upgrading of the water distribution system)</li> <li>- Support in capacity building activities</li> <li>- Setting up water districts and water management board.</li> </ul>	Philippines								x	
Gender Focal Point of the Provincial Government of Tawi-Tawi	<ul style="list-style-type: none"> <li>- Support in capacity building activities and knowledge dissemination</li> <li>- Supporting role in setting up water districts and water management board.</li> </ul>	Philippines								x	



## Gender Assessment and Draft Gender Action Plan

Department of Social Welfare and Development		Philippines	<a href="https://www.dswd.gov.ph/">https://www.dswd.gov.ph/</a>				x				
Department of Trade and Industry		Philippines	<a href="https://www.dti.gov.ph/">https://www.dti.gov.ph/</a>							x	
Technical Education and Skill Development Authority		Philippines	<a href="https://www.tesda.gov.ph/">https://www.tesda.gov.ph/</a>					x			x
National Electrification Administration		Philippines	<a href="https://www.nea.gov.ph/ao39/">https://www.nea.gov.ph/ao39/</a>							x	
Department of Energy - Gender and Development		Philippines	<a href="https://www.doe.gov.ph/">https://www.doe.gov.ph/</a>	x		x	x	x	x	x	x
Philippine Commission on Women		Philippines	<a href="https://pcw.gov.ph/">https://pcw.gov.ph/</a>	x	x	x	x	x	x	x	x
UN Women Philippines		Philippines	<a href="https://asiapacific.unwomen.org/en/countries/philippines">https://asiapacific.unwomen.org/en/countries/philippines</a>	x	x	x	x	x		x	x
Women's Business Council of the Philippines (WomenBizPH)		Philippines	<a href="https://www.womenbiz.ph/">https://www.womenbiz.ph/</a>				x	x		x	x
Water.org	Water.org is a global nonprofit organization working to bring water and sanitation to the world. We want to make it safe, accessible, and cost-effective.	USA	<a href="https://water.org">https://water.org</a>		x			x			
CGIAR	CGIAR is a global research partnership for a food-secure future dedicated to transforming food, land, and water systems in a climate crisis.	France	<a href="https://www.cgiar.org">https://www.cgiar.org</a>		x	x		x			
Women for Water Partnership	WfWP uses water as an entry point to women's empowerment and to improve equitable access to water for all, for all uses. Local women groups	USA	<a href="https://www.womenforwater.org">https://www.womenforwater.org</a>		x	x	x	x		x	x

## Gender Assessment and Draft Gender Action Plan

	<p>are coached and supported to manage and supervise their own projects, lobby and advocate to influence local agenda's and to become leaders or agents of change in their constituencies. WfWP capacitates and supports member organizations to effectively contribute to the development and implementation of policies and programs in their regions and countries.</p> <p>At the global level WfWP and its member organizations use their collective voice for women in global agenda setting and contribute to international policy development through UN and other global processes. WfWP looks out for improving policies and keeping governments to their commitments. WfWP's knowledge exchange and learning platform, along with regional workshops and peer-to-peer support, facilitates members in sharing best practices, lessons learnt and expertise on different themes. It contributes to improved project implementation, and stimulates "out of the box thinking".</p>		<a href="https://www.unwater.org/about-unwater/members-and-partners/women-water-partnership-wfwp">https://www.unwater.org/about-unwater/members-and-partners/women-water-partnership-wfwp</a>								
Association of Women in Water, Energy and Environment (AWWEE)	<p>The Association of Women in Water, Energy and Environment (AWWEE) is a 501(c)(3) nonprofit organization.</p> <p>Our mission is to foster a community dedicated to the advancement of all women in the fields of water, energy and environment.</p>	USA	<a href="https://awwee.org">https://awwee.org</a>		x	x	x	x	x	x	x
Asian Development Bank (ADB)	ADB is working across Asia and the Pacific to promote gender equality and	Philippines	<a href="https://www.adb.org">https://www.adb.org</a>	x	x	x	x	x			x

## Gender Assessment and Draft Gender Action Plan

	women's empowerment, reduce poverty, and contribute to green, equitable, and inclusive development.		<a href="#">rg/what-we-do/topics/gender</a>									
Bangsamoro Women Commission (BWC) of the Bangsamoro Autonomous Region of Muslim Mindanao (BARMM)	<p><b>The Bangsamoro Women Commission (BWC)</b>, was created by virtue of the Bangsamoro Autonomy Act (BAA) No. 8, which was signed and approved on February 13, 2020. The BWC is mandated to “promote, protect and uphold women’s rights as human rights, work for the elimination of all forms of discrimination against women, ensure that legal measures are taken to promote gender justice, women’s rights and welfare, and promote gender and development including the meaningful participation of women in all levels of governance, policy and decision-making. In furtherance of the above-stated mandate, the Commission shall be the primary policy-making, coordinating and monitoring body of women, gender and development in the Bangsamoro Autonomous Region. The Bangsamoro Women Commission is also responsible for the development of women and their families by promoting and protecting their socio-economic and political rights, to attain a desired quality of life.”</p> <p>As the BWC is still new, part of their most recent activities and programs is the conduct of a series of training-workshops on the formulation of GAD, development of gender-sensitive and gender-responsive GAD agendas, GAD planning and budgeting, in order to</p>	Philippines, BARMM	<a href="https://bwc.bangsamoro.gov.ph">https://bwc.bangsamoro.gov.ph</a>									
				x	x	x	x	x	x	x	x	x

Gender Assessment and Draft Gender Action Plan

	enforce the BWC mandates stated above and enable the commission to facilitate its work. The Province of Tawi-Tawi, where the project beneficiaries of Sibutu and Sitangkai municipalities belong, endeavors to participate actively in the BWC initiatives in order to champion gender equality and mainstreaming in its predominantly islandic Muslim communities. In addition, the BWC also works closely with the Philippine Commission on Women (PCW) to ensure the alignment and harmonization of vision, mission, and goals, and the national and legal frameworks covering gender and development.											
--	---	--	--	--	--	--	--	--	--	--	--	--

## 4 Recommendations for Gender Mainstreaming: How can the project improve gender equality and women's empowerment?

The project has the potential to address many deeply rooted gender issues, including:

- **Increase women's access to employment, knowledge and decision making:** For the women and youth, jobs may be generated in the energy and water sector. Technical and vocational training programs will be beneficial for them in order to become contributors and active players in the economic productivity of the community. For instance, skills training on plumbing and piping, machining and welding, solar power installation and maintenance courses, electrical wiring, computer skills, accounting, social work, administrative and logistical skills, and other soft/hard skills relevant in these energy and water sectors. Enhanced knowledge and financial resources will also allow women to increase their participation in household and community decision making.
- **Change traditional gender norms and roles:** The project can raise awareness on women's role in the seaweed value chain, and change underlying gender bias, norms and roles; enhancing the role of women can increase their decision making power, reduce gender based violence, and thereby improve women's livelihoods.
- **Enhance literacy for girls and boys:** The project can link participation of young women and men in the project activities to their participation in school and in this way increase education levels and literacy.

### 4.1 General Recommendations

The following table summarizes recommendations on how this project can contribute to enhance gender equality and empower women at various levels to contribute to SDG5. UNIDO's Guide on Gender Mainstreaming Energy and Climate Change Projects is being used as a guide in order to ensure that this project is in line with both UNIDO and AF requirements. Based on this, attention will be paid to:

<b>Gender-responsive log frame, gender analysis and Gender Action Plan</b>	In the project design UNIDO has conducted a gender analysis to ensure that the relevant gender dimensions are considered, and the project log-frame developed reflects key gender dimensions of the respective outputs, activities, indicators and targets. The (draft) Gender Action Plan (GAP) identifies how the project can improve gender equality and proposes gender specific targets to be monitored and evaluated throughout the project implementation period. The GAP will be reviewed early in the project and where necessary the review will allow for adjustments of the gender related targets, will capture the gender dimension in the first year of the project and define the ways in which the project can achieve, or improve on, its gender-specific targets. The GAP, when finalized and adopted, shall be subject to regular monitoring and evaluation.
<b>Collection of gender- and age-disaggregated data.</b>	When possible, indicators measuring the progress and impact of the project implementation shall be gender- and age-disaggregated. Gender-disaggregated data are key to better understanding of women's roles, needs and priorities. Age disaggregated data will provide information on the role of children and youth. Data will be further differentiated by disability, or economic status if possible to better understand intersectionality and address relevant issues.
<b>Gender balance and Gender-sensitive recruitment</b>	Mechanisms to ensure <b>gender balanced representation</b> and participation in project activities and decision-making process will be established along with the gender-specific targets or indicators that track gender results and impact. To the greatest possible extent, <b>Gender-sensitive recruitment</b> at all levels where possible, especially in selection of project staff. Gender responsive TORs will be used to mainstream gender in the activities of project executing partners, consultants and experts. In cases where the project does not have direct influence, gender-sensitive recruitment will be encouraged.
<b>Women-focused interventions</b>	<b>The project will consider women-targeted interventions</b> to promote gender equality, encourage women's participation, and enhance women's empowerment. For instance, this will include target training for women seaweed farmers as well as interventions to reduce gender bias and shed light on the role of women.
<b>Gender responsive decision-making processes</b>	Considering gender dimensions in all <b>decision-making processes</b> (this will consider but will not be limited to efforts to achieve gender balance/ representation in such processes), including Project Steering Committee meetings.

## Gender Assessment and Draft Gender Action Plan

	Consultations with and <b>involvement of stakeholders</b> focusing on gender equality and women's empowerment issues, such as gender focal points of involved stakeholders, gender experts and organizations, CSOs and NGOs promoting GEEW (providing them with equal voice).
<b>Sensitization and capacity building</b> of project stakeholders	<p>Across all components of the project, it is recommended to initiate the process of gender integration with a series of gender sensitization workshops for all stakeholders, including project management unit (PMU) staff, consultants of project executing entities. These trainings shall ensure a shared understanding of gender across the project. In addition, all UNIDO consultants and contractors providing training under the project will have to complete the "I know gender 1-2-3" course from UN Women. The aim is that all those involved will understand gender-bias, the importance for gender equality and how they can apply a gender lens to their respective work. It is expected that once the stakeholders have a shared understanding of gender and its role for the project, they can take it forward and integrate gender in their own contexts. This would also mean that the stakeholders would be more involved and hence improve the overall outcome of the project. Such an approach would also lead to a more sustainable project implementation, where individual stakeholders own the project even after the withdrawal of the handholding support by UNIDO and its consultants.</p> <p>To enhance ownership it is recommended to also appoint a compliance and gender focal point at the project executing entities, such as MINDA and the LGUs of Sibutu and Sitangkai.</p>



## 4.2 Draft Gender Action Plan

Table 10 provides an overview of the project activities, and a **draft Gender Action Plan (GAP)**. A more detailed Gender Action Plan will be developed during inception phase and will include:

- Vision
- Principles
- Objectives
- Gender Baseline
- Time-bound targets to be achieved (short- and long-term)
- Outputs to achieve policy objectives
- Stakeholder responsibilities
- Allocated resources

With this the project will make sure that women's needs and priorities are taken into due consideration, so that they can equally lead, participate, and benefit from all project activities. Infrastructure investments in general, and water and energy in particular that are designed with due consideration of gender dimensions can bring significant benefits to women in terms of increased access to employment, markets, education and health services, as well as directly reducing their time poverty.

**Table 10: Draft Gender Action Plan (GAP)**

Activities	Expected Outputs	Short description of the concrete activities the project/programme will put in place to respond to identified gender risks, differences, gaps or opportunities) with indicator and target	Indicator/ Target	Baseline	Timeline	Responsibilities	Costs
<b>Component 1: 1. Deployment of a resilient water supply systems integrated with existing RE infrastructure in Tawi-Tawi</b>							
<b>Outcome 1. Water infrastructure assets and services strengthened in response to climate change impacts, including sea level rise and rainfall variability improving livelihoods of women and communities</b>							
1.1. Water and sanitation infrastructure designed to enhance gender equality and women's empowerment	1.1.1. Gender-responsive stakeholder consultations for the detailed design of the water and sanitation infrastructure	<ul style="list-style-type: none"> <li>- Ensure participation of women and youth and their unions/ associations in assessments and planning processes, and stakeholder consultations</li> <li>- Develop detailed gender analysis; this includes</li> <li>- Conduct separate consultations with women to identify their specific needs and possible concerns at inception phase</li> </ul>	Participation of 50% women and 30% youth  Participation of at least 2 women's group/ association/ union	#/% of women (and youth) participating  # of women's group/ association/	start by year 1	Accredited Entity / Executing Entities	to be assessed

## Gender Assessment and Draft Gender Action Plan

	1.1.2. Technical design of the water and sanitation infrastructure reflects the needs of gender-groups and addresses gender equality and women's empowerment	<ul style="list-style-type: none"> <li>- Ensure that gender dimensions of infrastructure projects are being reflected in the technical design (e.g. possible danger due to migrant workers)</li> <li>- Ensure that the team conducting the assessment and develops the feasibility study includes women, and their concerns, if subcontractor, then include this in the ToR</li> <li>- Work with men to reduce their gender bias</li> </ul>	Gender responsive technical design	union participating			
1.1. Desalination plant commissioned in Tongmageng and water distribution system set up in Sitangkai applying a gender-responsive approach	<p>1.1.1. Development of reverse-osmosis, modular, 1000 CMD desalination plant in Sitangkai (in Tongmageng)</p> <p>1.1.2. Addition of 1 MWp PV capacity at Tongmageng hybrid power plant to power the desalination plant</p> <p>1.1.3. Upgrading of water distribution system in Sitangkai to level 2</p>	<ul style="list-style-type: none"> <li>- Ensure participation of women and youth and their unions/ associations in assessments and planning processes</li> <li>- Ensure that the team that implements the water systems includes women, and their concerns, if subcontractor, then include this in the ToR</li> <li>- Establish a gender focal point that is available for women during project implementation to provide information but also receive complaints</li> <li>- Ensure that gender dimensions are considered also during execution, in agile project management, when any adjustments are being made</li> <li>- Ensure that operational and maintenance can be conducted by women and that jobs are created for women in the O&amp;M</li> <li>- Ensure that the needs of women are carefully considered to develop the pilot collective sanitation systems; since Sibutu and Sitangkai are Muslim islands women have special needs that also include menstruation and pregnancy.</li> </ul>	<p>Participation of 50% women and 30% youth</p> <p>Participation of at least 2 women's group/ association/ union</p> <p>At least 60% women trained and involved in O&amp;M of the water and electrical systems</p> <p>Gender grievance mechanism established and operational</p>	<p>#/ % of women/ men collecting water (age-disaggregation)</p> <p>#/% of women/ men using, operating the desalination plant, PV system, rainwater harvesting system, water supply system (age-disaggregation)</p>	tbd	Accredited Entity / Executing Entities	to be assessed
1.2. Water distribution system in Sibutu is retrofitted and upgraded to level 3 according to accepted national technical standards improving women's livelihoods	1.2.1. Rehabilitation and upgrading of existing level 2 water supply systems to level 3 in Sibutu Island						
1.3. Pilot collective rainwater harvesting systems installed in Sibutu and Sitangkai	1.3.1. Installation of pilot collective rainwater harvesting systems in Sitangkai and Sibutu						
1.4. Pilot collective, gender-responsive	1.4.1. Installation of pilot collective, gender-responsive						

## Gender Assessment and Draft Gender Action Plan

sanitation systems installed in Sibutu and Sitangkai	sanitation systems in Sitangkai and Sibutu						
<b>Component 2. Capacity building at local level in Tawi-Tawi</b> <b>Outcome 2. Local management structures strengthened, LGUs trained and relevant plans prepared</b>							
2.1. Water service management system in Sibutu and Sitangkai operationalized and	2.1.1. Organization and establishment of water districts	<ul style="list-style-type: none"> <li>- Ensure participation of women and youth along the whole project development and operation of the water service management system</li> <li>- Ensure that the experts working on the water service management system are gender sensitive and consider the needs of women</li> </ul>	Participation of at least 40% women	#/% of of women participating	tbd		
	2.1.2. Provision of digital solutions for payments and management of the water distribution system	<ul style="list-style-type: none"> <li>- Ensure that women have equal decision making power over the water service management system; establish modus operandi for joint ownership</li> <li>- Ensure that the digital solutions are inclusive, accessible to women, and that women are involved in their development and design</li> </ul>	Participation of at least 2 women's groups/ associations/ unions	# of women's group/ association/ union participating	tbd		
			Identify at least 2 partners that include women's groups and gender focal points and involved them in the development of training modules and seminars	# of partners that include women's groups and gender focal points and involved them in the development of training modules and seminars			
	2.1.3. Building capacity of LGUs in sustainable water and energy system management, in the context of climate change, with focus on equitable access to water for all groups, including specific needs of women and youth	<ul style="list-style-type: none"> <li>- Ensure participation of women and youth and their unions/ associations</li> <li>- Develop and provide targeted training for women and women's associations/ groups.</li> <li>- Develop and provide interactive and hands-on training/ workshop on gender mainstreaming the local water-energy-food planning</li> <li>- Conduct separate consultations and focus group meetings with women to identify more specific needs and possible concerns for their involvement in decision making at community level</li> <li>- Include women's groups and gender focal points to ensure that the training modules and seminars, and material are gender sensitive</li> <li>- Include women in leadership positions, as women are role models for motivating other women to participate.</li> <li>- Ensure conditions for women's participation in trainings is conducive e.g. through the provision of childcare, nursing rooms, arrangement of transport, separation of women from men during breaks for coffee and lunch (if needed due to Muslim rules and traditions).</li> </ul>	100% of new or updated Local Climate Change Action Plans include gender dimensions	# of new or updated Local Climate Change Action Plans include gender dimensions	tbd	Accredited Entity / Executing Entities	to be assessed

## Gender Assessment and Draft Gender Action Plan

		- Targeted training for youths and youth associations/ groups.	At least 40% women in the team developing the New or updated Local Climate Change Action Plans	#/% of women with access to mobile phones			
2.2. Local development planning strengthened	2.2.1. New or updated Local Climate Change Action Plans prepared	<ul style="list-style-type: none"> <li>- Ensure participation of women and youth and their unions/ associations in development of the action plan</li> <li>- Develop detailed gender analysis and involve gender experts, and organizations that promote GEEW; this includes <ul style="list-style-type: none"> <li>- Conduct separate consultations with women to identify their specific needs and possible concerns at inception phase</li> <li>- Ensure that gender dimensions of infrastructure projects are being considered (e.g. possible danger due to migrant workers)</li> </ul> </li> <li>- Ensure that the team developing the action plan includes women and their concerns, if subcontractor, then include this in the ToR</li> <li>- Ensure that gender dimensions of climate change are being considered</li> <li>- Establish a gender focal point</li> </ul>			tbd	Accredited Entity / Executing Entities	to be assessed
	2.2.2 Awareness raising campaign for LGUs on climate justice with focus on gender, intersectionality and youth  2.2.3 Capacity building of LGUs on mainstreaming gender and youth into their policies and work	<ul style="list-style-type: none"> <li>- Ensure participation of men and youth, and their unions/ associations</li> <li>- Develop tailored awareness raising and capacity building material</li> <li>- Involve stakeholders such as women's and men's unions and associations, experts, and mediators to assess the issue, develop and conduct the activities;</li> <li>- Provide active involvement and hand-holding also after the training and awareness raising to ensure that expected results are being achieved</li> </ul>	Participation of at least 50% women, 50% youth	#/% of women (and youth) participating  # of women's group/ association/ union participating	tbd	Accredited Entity / Executing Entities	to be assessed
<b>Component 3. Upgrading of seaweeds industry in Tawi-Tawi</b> <b>Outcome 3. Seaweed production strategies strengthened in relation to climate change impacts, including variability</b>							
3.1. Differentiated gender groups and sub-groups in Seaweed farming communities supported with relevant	3.1.1. Development of targeted strategy for climate-resilient, gender and youth-focused seaweeds production in the region	<ul style="list-style-type: none"> <li>- Ensure participation of women and youth and their unions/ associations in strategy development for climate-resilient seaweeds production</li> <li>- Develop detailed gender analysis and involve gender experts, and organizations that promote GEEW to inform the development of the strategy; this includes</li> </ul>	Participation of 50% women (and 30% youth)  Participation of at least 1	#/% of women led seaweed farms (age-disaggregation)	start by year 1	Accredited Entity / Executing	to be assessed

## Gender Assessment and Draft Gender Action Plan

skills and solutions to address climate change		<ul style="list-style-type: none"> <li>- Conduct separate consultations with women to identify their specific needs and possible concerns at inception phase</li> <li>- Ensure that gender dimensions of infrastructure projects are being considered (e.g. possible danger due to migrant workers)</li> <li>- Assess women's involvement in the seaweed value chain, their pay, and decision making power</li> <li>- Develop and implement a dissemination strategy that is gender responsive to reach women</li> <li>- Develop and conduct activities targeting youth such as an awareness raising campaigns on climate change and adaptation to water scarcity, collaborative innovation workshop for students, school project in primary and secondary school, workshops, study tours, site visits</li> </ul>	women's group/ association/ union  Needs assessment conducted	#/% of women working in seaweed farms (age-disaggregation)  Salary of women/ men working in seaweed farms (age-disaggregation)		Entities	
	3.1.2. Direct support to cooperatives provided in value-added seaweed processing	<ul style="list-style-type: none"> <li>- Ensure participation of women and youth and their unions/ associations</li> <li>- Conduct separate consultations with women to identify more specific needs and possible concerns</li> <li>- Create and support a group/ chapter/ cooperative for women in seaweed production</li> <li>- Develop and provide targeted training for women and women's associations/ groups; e.g. skills upgrade so that women (or their associations) can be farm owners and managers, this would include building their managerial skills, business mindset, entrepreneurial skills</li> <li>- Identify at least 2 partners that include women's groups and gender focal points to ensure that the training modules and seminars, and material are gender sensitive</li> <li>- Develop and conduct targeted training for youths and youth associations/ groups.</li> </ul>	<p>Participation of 50% women (and 30% youth)</p> <p>Participation of at least 1 women's group/ association/ union</p> <p>Needs assessment conducted</p>	# of women/ men in seaweed farming communities (age-disaggregation)  # of women/ men in seaweed farming cooperatives and their position/ role (e.g. leadership), (age-disaggregation)	tbd	Accredited Entity / Executing Entities	to be assessed

## Gender Assessment and Draft Gender Action Plan

3.2. Seaweed producing women groups on each island established or strengthened with direct capacity building support.	3.2.1. Strengthening capacity of women in seaweed processing value chain through establishing and supporting women groups	<ul style="list-style-type: none"> <li>- Ensure participation of women and youth and their unions/ associations in development of the training</li> <li>- Conduct separate consultations with women to identify more specific needs and possible concerns and develop needs assessment</li> <li>- Develop and conduct targeted activities for women to facilitate their involvement in the groups.</li> <li>- Identify at least 2 partners that include women's groups and gender focal points to ensure that the training modules and seminars, and material are gender sensitive</li> </ul>	<p>Participation of at least 50% women (and 50% youth)</p> <p>Establishing of supporting at least 2 women's groups/ association/ union</p>	<p>#/% of women led seaweed farms</p> <p>#/% of women working in seaweed farms</p>	tbd	Accredited Entity / Executing Entities	to be assessed
	3.2.2. Building awareness on women's role the in seaweed value chain	<ul style="list-style-type: none"> <li>- Ensure participation of women, men and youth and their unions/ associations in development of the activities</li> <li>- Develop and disseminate gender responsive awareness raising material</li> <li>- Conduct separate training/ workshop for men to make them aware about women's involvement in seaweed value chain to recognize women's role</li> <li>- Develop and disseminate gender responsive press releases and press kits, including articles on women and their role in climate change, water-gender nexus, etc.</li> <li>- Develop and conduct a campaign to raise awareness on women's role in the seaweed value chain to empower women and enhance Women's involvement in decision making, and work on behavioral changes.</li> <li>- Develop and conduct targeted activities for women at the community level, targeting also women-headed households (if these exist in the islands), to enhance their self-esteem so they are encouraged to talk about their work and supporting development of their personality and attitudes.</li> <li>- Identify at least 2 partners that include women's groups, men's groups and gender focal points to ensure that the training modules and seminars, and material are gender sensitive</li> </ul>	<p>Participation of at least 50% women (and 30% youth)</p> <p>Participation of at least 1 women's group/ association/ union</p> <p>Awareness assessment conducted</p>	<p>time of women/ men/ youth spent of seaweed farming</p> <p># of women's groups established/ supported</p>	tbd	Accredited Entity / Executing Entities	to be assessed
<p align="center"><b>Component 4. Awareness raising and knowledge sharing</b></p> <p align="center"><b>Outcome 4. Local community resilience of differentiated gender groups and sub-groups in increased and knowledge shared</b></p>							



## Gender Assessment and Draft Gender Action Plan

4.1. Differentiated gender groups and sub-groups in Local communities trained in climate change adaptation solutions	4.1.1. Building community-resilience through awareness raising of climate change and available adaptation solutions related to water management	<p>Ensure participation of women and youth and their unions/ associations</p> <p>Develop and provide targeted training for women and women's associations/ groups.</p> <p>Conduct separate consultations and focus group meetings with women to identify their specific needs and possible concerns</p> <p>Identify partners that include women's groups and gender focal points to ensure that the training modules and seminars, and material are gender sensitive</p> <p>Ensure participation of women in leadership positions, as women are role models for motivating other women to participate.</p> <p>Ensure conditions for women's participation in training is conducive e.g. through the provision of childcare, nursing rooms, arrangement of transport, separation of women from men during breaks for coffee and lunch (if needed due to Muslim rules and traditions).</p> <p>Targeted training for youths and youth associations/ groups.</p>	<p>participation of 50% women (and 50% youth)</p> <p>participation of at least 1 women's group/ association/ union</p> <p>Identify at least 2 partners that include women's groups and gender focal points and involved them in the development of training modules and seminars</p>	<p>#/% of climate change awareness raising material that is gender responsive</p> <p>#/% of women/ men (age-disaggregated) that have been trained on adaptive solutions</p>	tbd	Accredited Entity / Executing Entities	to be assessed
4.2. Knowledge disseminated to other regions with seaweed producing women's groups	4.1.2. Disseminate knowledge to other seaweed producing communities in the region (BARMM) and elsewhere (Regions IV-B MIMAROPA and IX Zamboanga Peninsula)	<p>Conduct tailored knowledge dissemination to specific gender-subgroups such as women and girls</p> <p>Ensure that the knowledge management plan is gender-responsive, e.g. contains documents on gender dimensions, a gender tag, gender-disaggregated data</p> <p>Make sure that gender aspects are centrally integrated ('mainstreamed') throughout relevant reports or publications</p> <p>Develop project lessons learnt report on gender mainstreaming, women's empowerment and youth engagement;</p> <p>Develop articles, blogs or stories to disseminate the lesson learnt</p> <p>Organize webinars/ workshops to disseminate the lesson learnt</p> <p>Develop specific training modules, 1 publication and 2 media releases focusing on GEEW and youth empowerment</p> <p>All knowledge management activities such as the knowledge management plan, project lessons learnt, publications, etc. will be</p>	<p>Participation of 50% women (and 50% youth)</p> <p>Participation of at least 2 women's group/ association/ union</p> <p>Develop 1 project lessons learnt report on gender mainstreaming, women's</p>	<p>% of available knowledge that is gender-sensitive/ responsive</p>	tbd	Accredited Entity / Executing Entities	to be assessed

## Gender Assessment and Draft Gender Action Plan

		<p>gender responsive and adequate for the target group (e.g. also for the age, education level). This includes integration of gender dimensions into the content of the document, for instance presenting gender data, gender-water nexus theory, gender sensitive language, using photos showing both women and men, showing women in leadership positions, and avoiding photos depicting gender stereotypes</p> <p>Ensure that women, men and the youth have access to and benefit from the knowledge created, e.g. disseminate the information through universities, schools, women's and youth networks and associations, etc. in a manner that is attractive and understandable for the target group</p> <p>Include women's organizations, gender equality advocates and experts as sources of information in publications, presentations, or in relevant reports</p> <p>In any knowledge/ advocacy/ training material: Use gender insensitive language; do not perpetuate gender stereotypes; use photos to portray gender diversity and show both men and women as actors in various capacities and with various capabilities, including those breaking the gender norms (f.ex. men doing care work).</p>	<p>empowerment and youth engagement;</p> <p>Develop at least 2 articles, blogs or stories to disseminate the lesson learnt</p> <p>Organize at least 2 webinars/ workshops to disseminate the lesson learnt</p> <p>Develop 1 specific training modules, 1 publication and 2 media releases focusing on GEEW and youth empowerment</p>				
<b>Component 5. Project scaling up</b>							
5.1. Documentation and plans for project scale up in the Philippines prepared	<p>5.1.1. Consultation with relevant stakeholders (regional, national, international) including financial institutions, women's groups, youth and other donors for the development of scaling up strategy that is gender-transformative</p> <p>5.1.2. Development of a project concept for the GCF</p>	<ul style="list-style-type: none"> <li>- For the development of the project scale up plan and project proposals ensure gender responsive consultations, the identification of key gender goals and target groups, the formulation of gender-responsive project/programme indicators and the gender assessment at project/program development stage</li> <li>- Ensure participation of women and youth and their unions/ associations</li> <li>- Additional targeted earlier information and capacity building sessions might be necessary for those less knowledgeable (such as women and youth) to allow them to participate on an equal footing.</li> </ul>	<p>Participation of 50% women (and 30% youth)</p> <p>Participation of at least 1 women's group/ association/ union</p> <p>At least 35% of the consultations (focus group</p>	<p># of women consulted (during project development )</p> <p># of women's organizations consulted (during project development )</p>	tbd	Accredited Entity / Executing Entities	to be assessed

## Gender Assessment and Draft Gender Action Plan

		<ul style="list-style-type: none"> <li>- Ensure conditions for women's participation in training are conducive e.g. through the provision of childcare, nursing rooms, arrangement of transport, separation of women from men during breaks for coffee and lunch (if needed due to Muslim rules and traditions).</li> <li>- Organize targeted consultations (focus group meetings) for women and youth considering their requirements e.g. for the time of the consultation, location, etc (e.g. in a Muslim context women might not be able to talk openly to men and vice versa)</li> <li>- Ensure that developed documents are gender responsive</li> <li>- Develop a gender strategy and GAP for the scaling up strategy</li> </ul>	meetings) are organized focusing on women, 30% for youth	# of gender experts consulted (during project development )			
M&E							
Project M&E		<ul style="list-style-type: none"> <li>- Provide sufficient staff costs for a funding allocation for a key individual within the management team who is responsible for coordinating and overseeing the gender mainstreaming effort, including for the hiring of national gender experts/consultants as needed. The gender consultant for GAP implementation shall: <ul style="list-style-type: none"> <li>- finalize and validate the initial gender assessment (in particular gender baseline)</li> <li>- provide support during its implementation</li> <li>- act as focal point to provide men and women affected by Fund supported projects and programmes with an accessible, transparent, fair and effective process for gender-related complaints and grievances.</li> </ul> </li> <li>- Provide adequate financial resources for GAP implementation, beyond the gender expert(s)</li> <li>- Develop a gender-responsive evaluation system to ensure gender-inclusive monitoring, evaluation, and reporting with sex-disaggregated data; and ensure that MTR and TE will include gender dimensions and assess progress on gender goals and the GAP</li> <li>- Develop gender assessment report that assesses the impact on female seaweed farmers and women's access to clean water</li> <li>- Build gender capacity of project executing entities</li> <li>- Support National Implementing Entities (NIEs) to request readiness support from the Fund in the form of Technical</li> </ul>	<p>At least 40% women in the PMU, as consultants and in teams of subcontractors working on project activities</p> <p>At least 80% of persons working on the project have significant knowledge on gender mainstreaming</p> <p>At least 1 international and 1 national gender expert actively involved in project implementation</p>	% of funds allocated for GEEW during project development  #/% of staff at the IE, NIE and EE that have gender knowledge	start by year 1	Accredited Entity / Executing Entities	to be assessed

		Assistance (TA) Grants such as the TA Grant for the ESP and Gender Policy (TA-ESGP) or TA Grant for the Gender Policy (TA-GP) to further strengthen their internal capacity to simultaneously manage environmental and social as well as gender-related risks within adaptation projects and programmes						
--	--	---	--	--	--	--	--	--

## ANNEX F. Tables for Reporting Adaptation Fund Core Impact Indicators

Adaptation Fund Core Impact Indicator “Number of Beneficiaries”				
Date of Report				
Project Title	Harnessing the water-energy-food nexus to address and adapt to climate change impacts in Tawi-Tawi			
Country	Philippines			
Implementing Agency	UNIDO			
Project Duration	January 2025 – December 2028			
	Baseline (absolute number)	Target at project approval (absolute number)	Adjusted target first year of implementation (absolute number)	Actual at completion <sup>1</sup> (absolute number)
Direct beneficiaries supported by the project	0	71,562*		
Female direct beneficiaries	0	35,423*		
Youth direct beneficiaries	0	36,497**		
Indirect beneficiaries supported by the project	N/A	N/A		
Female indirect beneficiaries	N/A	N/A		
Youth indirect beneficiaries	N/A	N/A		

\*based on 2020 census data

\*\*estimate based on share of age group 0 – 19 years in Tawi-Tawi population (51% - 2020 census)

Adaptation Fund Core Impact Indicator “Assets Produced, Developed, Improved, or Strengthened”				
Date of Report				
Project Title	Harnessing the water-energy-food nexus to address and adapt to climate change impacts in Tawi-Tawi			
Country	Philippines			
Implementing Agency	UNIDO			
Project Duration	January 2025 – December 2028			
	Baseline	Target at project approval	Adjusted target first year of implementation	Actual at completion
Sector Water Management				
Targeted Asset				
1) Physical asset - Desalination plant (1 plant)*	1) non-existing	1) produced		
2) Physical asset - Water distribution systems (2 systems)**	2) not improved	2) improved		
Changes in Asset (Quantitative or qualitative depending on the asset)	1) 0 2) 0	1) 1 plant 2) 2 systems fully improved = 5		

\*new 1000 CMD desalination plant in Tongmageng, Sitangkai

\*\*fully improved water distribution systems in Sibitu and Sitangkai

<sup>1</sup> At project completion, the proponent could report on % targeted population reached or successfully supported (the absolute numbers could then be deduced from that figure)